



eDynamics Solutions Limited

To,

Date: 11.11.2021

BSE Limited
25TH Floor, PJ Towers,
Dalal Street, Mumbai-400001
Scrip Code: 535694
Scrip ID: EDSL

Subject: Submission of Unaudited Financial Results for the quarter and half year ended on 30th September, 2021, pursuant to Regulation 33 of SEBI (LODR) Regulation, 2015.


Dear Sir/ Madam

Please find enclosed herewith Standalone Unaudited Financial Result for the quarter and half year ended on 30th September, 2021 approved by the Board of Directors in their meeting held on 11th November, 2021, pursuant to Regulation 33 of SEBI (Listing Obligation and Disclosure Requirements) Regulation, 2015 along with Limited Review Report and Cash Flow statement.

You are requested to kindly take note and update the same in your records.

Thanking You

For EDYNAMICS SOLUTIONS LTD.


ANITA GUPTA
DIRECTOR
(DIN-06501012)


Regd. Office: OFFICE NO- 103, 1st FLOOR, PLOT NO.2, TRIVENI COMPLEX, VEER SAVARKAR
BLOCK, SHAKARPUR DELHI - 110092;
Email: edynamicssolutions@yahoo.com
Website: www.edynamicssolution.com; CIN: L74900DL2000PLC106755

PART-I STATEMENT OF UNAUDITED FINANCIAL RESULTS FOR THE HALF YEAR ENDED 30TH SEP 2021

Particulars		Quarter Ended			Period Ended		Year Ended
		3 Months ended 30/09/2021	Preceding 3 months ended 30/06/2021	Corresponding 3 months ended 30/09/2020	Year to Figure for current year ended 30.09.2021	Year to Figure for previous year ended 30.09.2020	Current Ended 31/03/2021
		Unaudited	Unaudited	Unaudited	Unaudited	Unaudited	Audited
I.	Total Income from Operations	-	-	-	-	-	-
II.	Other Income	0.93	0.93	0.93	1.86	4.04	5.90
III.	Total Revenue (I+II)	0.93	0.93	0.93	1.86	4.04	5.90
IV.	Expenses						
	a) Cost of Materials consumed	-	-	-	-	-	-
	b) Purchase of Stock-in-trade	-	-	-	-	-	-
	c) Changes in inventories of finished goods, WIP and stock in trade	-	-	-	-	-	-
	d) Employee benefits expenses	1.05	1.05	1.05	2.10	2.60	3.77
	e) Depreciation and amortization expenses	-	-	0.13	-	0.26	0.53
	f) Other expenses	2.42	0.04	0.43	2.46	1.20	2.22
	Total Expenses	3.47	1.09	1.62	4.56	4.07	6.52
V	Profit/(Loss) before exceptional and extraordinary items and tax (III-V)	(2.54)	(0.16)	(0.69)	(2.70)	(0.03)	(0.62)
VI	Exceptional Items	-	-	-	-	-	-
VII	Profit/(Loss) before extraordinary items and tax (VI-VII)	(2.54)	(0.16)	(0.69)	(2.70)	(0.03)	(0.62)
VIII	Extraordinary items	-	-	-	-	-	-
IX	Profit/(Loss) before tax (VIII-IX)	(2.54)	(0.16)	(0.69)	(2.70)	(0.03)	(0.62)
X	Tax expenses						
	a) Current Tax	-	-	-	-	-	-
	a) Income Tax Adjustment	-	-	-	-	-	-
	a) MAT Credit Entitlement	-	-	-	-	-	-
	b) Deferred Tax Liabilities / (Assets)	-	-	-	-	-	0.16
XI	Profit (Loss) for the period from continuing operations (IX-X)	(2.54)	(0.16)	(0.69)	(2.70)	(0.03)	(0.78)
XII	Profit/(loss) from discontinuing operations	-	-	-	-	-	-
XIII	Tax expense of discontinuing operations	-	-	-	-	-	-
XIV	Profit/(loss) from Discontinuing operations (after tax) (XII-XIII)	-	-	-	-	-	-
XV	Profit (Loss) for the period (XI + XIV)	(2.54)	(0.16)	(0.69)	(2.70)	(0.03)	(0.78)
XVI	Other Comprehensive Income						
	A (i) Items that will not be reclassified to profit or loss	-	-	-	-	-	-

	(ii) Income tax relating to items that will not be reclassified to profit or loss	-	-	-	-	-	-
	B (i) Items that will be reclassified to profit or loss	-	-	-	-	-	-
	(ii) Income tax relating to items that will be reclassified to profit or loss	-	-	-	-	-	-
XVII	Total Comprehensive Income for the period (XV+XVI) (Comprising Profit (Loss) and Other Comprehensive Income for the period)	(2.54)	(0.16)	(0.69)	(2.70)	(0.03)	(0.78)
XVIII	Earnings per equity share (for continuing operation):						
	(1) Basic	(0.001)	(0.001)	(0.000)	(0.000)	(0.001)	(0.005)
	(2) Diluted	(0.001)	(0.001)	(0.000)	(0.000)	(0.001)	(0.005)
XIX	Earnings per equity share (for discontinued operation):						
	(1) Basic	-	-	-	-	-	-
	(2) Diluted	-	-	-	-	-	-
XX	Earning Per Share (for discontinued & continuing operations)						
	a) Basic	(0.001)	(0.001)	(0.000)	(0.000)	(0.001)	(0.005)
	b) Diluted	(0.001)	(0.001)	(0.000)	(0.000)	(0.001)	(0.005)

For EDYNAMICS SOLUTIONS LTD.



Date : 11.11.2021

Place : Delhi

STATEMENT OF ASSETS AND LIABILITIES AS AT 30.09.2021


S. No.	Particulars	Amount in Lakh	
		As at 30.09.2021	As at 31.03.2021
		Unaudited	Audited
A	ASSETS		
1	<u>Non- Current Assets</u>		
	(a) Property, Plant and Equipment	169,046.91	169,046.90
	(b) Capital Work-in-Progress	-	-
	(c) Other Intangible Assets	-	-
	(d) Financial Assets		
	(i) Investments	100,811,000.00	100,811,000.00
	(ii) Loan & Advances	193,771,190.00	194,284,790.00
	(iii) Other financial assets	-	-
	(e) Deferred tax assets (net)	102,174.71	102,174.71
	(f) Other Non-Current Assets	1,560,000.00	1,560,000.00
	Total Non-Current Assets	296,413,411.62	296,927,011.61
2	Current Assets		
	(a) Inventories	-	-
	(b) Financial Assets		
	(i) Trade Receivables	31,741,733.00	32,781,733.00
	(ii) Cash and Bank equivalents	1,572,710.47	97,840.48
	(iii) Bank balances other than (ii) above	-	-
	(iv) Loan & Advances	70,917,499.00	71,182,499.00
	(v) Investment	-	-
	(c) Other Current Assets	404,556.00	385,956.00
	Total Current Assets	104,636,498.47	104,448,028.48
	TOTAL ASSETS	401,049,910.09	401,375,040.09
	EQUITY AND LIABILITIES		
	Equity		
	(a) Equity Share Capital	255,545,000.00	255,545,000.00
	(b) Other Equity	98,951,543.84	99,221,673.84
	(c) Money received against share warrants	-	-
	Total Equity	354,496,543.84	354,766,673.84
B	Liabilities		
1	Non-Current Liabilities		
	(a) Financial Liabilities		
	(i) Borrowings	-	-
	(b) Deferred Tax Liabilities (Net)	-	-
	(c) Other Non-Current Liabilities	-	-

	Total Non-Current Liabilities	-	-
2	Current Liabilities		
	(a) Financial Liabilities		
	(i) Borrowings	10,900,000.00	9,400,000.00
	(ii) Trade Payables	33,639,186.25	35,139,186.25
	(iii) Other Financial Liabilities	-	-
	(b) Other Current Liabilities	1,940,999.00	1,995,999.00
	(c) Provisions	73,181.00	73,181.00
	Total Current Liabilities	46,553,366.25	46,608,366.25
	TOTAL EQUITY AND LIABILITIES	401,049,910.09	401,375,040.09

Notes:

1	The above results have been reviewed by the Audit Committee and approved by the Board of Directors in their meeting held on 11/11/2021. The Statutory auditors have carried out Limited Review Report for the same.
2	The previous period figures have been rearranged / regrouped, wherever necessary to confirm to current period classifications.
3	Company has made business only in one segment during the period hence no segment reporting is required.

For EDYNAMICS SOLUTIONS LTD.


ANITA GUPTA
 DIRECTOR
 (DIN-06501012)

Date : 11.11.2021

Place : Delhi


Cash Flow Statement for the year ended 30.09.2021

Amount in Lakh

Particulars	Year ended 30.09.21	Year ended 31.03.2021
<u>(A) CASH FLOW FROM OPERATING ACTIVITIES:-</u>		
1. Net profit before tax	-270,130	-62,360
2. Adjustment for:		
Add: Depreciation & Amortization Expenses	-	52,970
Add: Amortization Expenses / Written off	-	63,000
Less: Other Income	-186,000	-589,581
Operating Profit before Working capital changes	-456,130	-535,971
3. Working Capital Changes:		
Decrease (Increase) in Trade & Other Receivables	1,040,000	6,600,000
Decrease (Increase) in Other Current Assets	-18,600	-58,958
Decrease (Increase) in Other Non Current Assets		-
Increase (Decrease) in Trade & Other Payables	-1,500,000	-7,434,000
Increase (Decrease) in Current Liabilities & Provisions		-
Increase (Decrease) in Other Liabilities	-55,000	-268,270
Net Changes in Working Capital	-533,600	-1,161,229
Cash Generated from Operations	-989,730	-1,697,200
Adjustment of Taxes	-	-
Net Cash Flow from Operating Activities (A)	-989,730	-1,697,200
<u>(B.) CASH FLOW FROM INVESTING ACTIVITIES :</u>		
Purchase of Property, Plant & Equipment	-	-
<u>Non Current Financial Assets</u>		
(Increase) Decrease in Loans & Advances	513,600	9,586,402
<u>Current Financial Assets</u>		
(Increase) Decrease in Loans & Advances	265,000	-270,000
Other Income	186,000	589,581
(Increase) Decrease in Current Investments	-	-
Net Cash Flow from Investing Activities (B)	964,600	9,905,983
<u>(C.) CASH FLOW FROM FINANCING ACTIVITIES :</u>		
Issue of share capital and Proceeds from Share Application Money	-	-
<u>Non Current Financial Assets</u>		
Increase / (Decrease) in Borrowings	-	-
<u>Current Financial Assets</u>		
Increase / (Decrease) in Borrowings	1,500,000	-8,200,000
Increase in Preliminary Expenses	-	-
Net Cash Flow from Financing Activities (C)	1,500,000	-8,200,000

Net Increase / (Decrease) in Cash & Cash Equivalents (A-B+C)	1,474,870	8,783
Cash and cash equivalents at the beginning of the year / Period	97,841	89,057
Cash and cash equivalents at the end of the year / Period	1,572,711	97,841
* Note: The above Cash Flow Statement has been prepared under "Indirect Method" as set out in the Accounting Standard		

For EDYNAMICS SOLUTIONS LTD.



 ANITA GUPTA
 DIRECTOR
 (DIN-06501012)

Date : 11.11.2021

Place : Delhi



G.P. KESHRI & ASSOCIATES

Chartered Accountants

Head Office: A-215/5, Chawla Complex, Vikas Marg, Shakarpur, New Delhi-110092 (Delhi)

Phone: +91 011 40157199, Mobile: +91 9818433797, Fax: +91 011 40157199,

E-Mail: gopalkeshri@yahoo.com

LIMITED REVIEW REPORT

To,
Board of Directors of
M/S EDYNAMICS SOLUTIONS LTD

We have reviewed the accompanying statement of Unaudited Financial Results of M/S EDYNAMICS SOLUTIONS LTD (the "Company"), for the the quarter and period ended 30th September 2021, being submitted by the company pursuant to Regulation 33 of the SEBI (Listing Obligations and Disclosure Requirements) Regulations, 2015. This Statement is the responsibility of the Companies Management and has been approved by the Board of Directors. Our responsibility is to issue a report on these financial statements based on our review.

We conducted our review in accordance with the standard on Review Engagement (SRE) 2410, Review of Interim Financial Information Performed by the Independent Auditors of the Entity, issued by the Institute of Chartered Accountants of India. This standard requires that we plan and perform the review to obtain moderate assurance as to whether the financial statements are free of material misstatement. A review is Limited primarily to inquiries of company personnel and analytical procedures applied to financial data and thus accordingly, we do not express and\ audit opinion.

Based on our review conducted as above, nothing has come to our attention that caused us to believe that the accompanying statement of unaudited financial results prepared in accordance with applicable accounting standards i.e. Indian Accounting Standards prescribed under Section 133 of the Companies Act. 2013 read with relevant rules issued hereunder and other recognized accounting practices and policies has not disclosed the information required to be disclosed in terms of Regulation 33 of the SEBI (Listing Obligation and disclosed Requirements) Regulations, 2015 and SEBI circular dated 5th July 2016 including the manner in which it is to be disclosed, or that its contains any material misstatement.

For G.P.Keshri & Associates.
Chartered Accountants

CA. Gopal Prasad Keshri
Partner

FRN: 017251N

M.NO: 098476

UDIN:21098476AAAABV6992



Place: New Delhi
Date: 11.11.2021

Branch Offices:

Ghaziabad(U.P.)

Dhanbad(Jharkhand)