

Ref: AGIL/CS/NSE&BSE/2021-22

Date: 04.09.2021

To
The Manager
Listing Department
National Stock Exchange of India Limited
Exchange Plaza, Plot No. C-1, G Block,
Bandra Kurla Complex, Bandra (E)
Mumbai- 400 051
Scrip ID: ALPHAGEO


To
The General Manager
Department of Corporate Services
BSE Limited
1st Floor, New Trading Ring, Rotunda Building
Phiroze Jeejeebhoy Towers, Dalal Street, Fort,
Mumbai- 400 001
Scrip Code: 526397

Dear Sir,

Sub: Submission of Annual Report for the FY 2020-21 under Regulation 34 of SEBI (LODR) Regulations 2015 - Reg.

In compliance with Regulation 34 of SEBI (Listing Obligations and Disclosure Requirements) Regulations, 2015, we are herewith submitting the Annual Report for the financial year 2020-21 along with the Notice of 34th Annual General Meeting of the Company for your information and records.

Thanking You
For **Alphageo (India) Limited**


Rohini G
Chief Financial Officer



Encl: As above

VICTORY & VISION



ALPHAGEO (INDIA) LIMITED

Annual Report 2020-21

Inside this Document

- 001 Victory & Vision
- 004 About the Company
- 006 From the Chairman's Desk
- 009 FY21 Key Highlights
- 010 Key Performance Indicators
- 012 Board of Directors
- 014 Management Discussion & Analysis
- 022 Lending a Helping Hand
- 025 Corporate Information
- 026 Directors' Report
- 048 Report on Corporate Governance
- 076 Standalone Financial Statements
- 130 Consolidated Financial Statements
- 180 Notice

Some victories roar from rooftops.

Others quietly remind you that even in the most unprecedented situations, you CAN emerge thriving.
The key is to stay on course.

In FY21, we witnessed the latter.

It was a year when survival took precedence over everything else.
As the world came to a standstill, so did our work in the first couple of quarters.

And yet, we not just survived, but thrived. We made up for those 6 months and ended the year with a result we couldn't be prouder of.

Now, our opportunity basket is brimming. Our prospects have widened.
Our zeal has increased.

Our victory has nourished our vision.
It has given us the healthy start we needed, and now we are ready to capture bigger opportunities, bring in superior results and reinforce our place in our business space.

With a victory that inspires us and a vision that lights our fire,
Alphageo is now back on the progress track!



A glance at the building blocks of

OUR VICTORY

**Our performance
snapshot in FY21**

143.10

Revenue (₹ crore)

15.19

EBITDA (₹ crore)

10.01

Profit before Tax (₹ crore)

7.43

Profit after Tax (₹ crore)



And now, let's look at the vision that

LIES AHEAD

A strong order book

462

Unexecuted projects as on April 1, 2021
(₹ crore)

**This is a higher than the
highest revenue earned in any
one year in the last five years.**

We have our hands more than full. We are ready to
execute and deliver.

With Victory and Vision as our guiding lights,
Alphageo is ready to move ahead!

About

ALPHA GEO (India)



Our vision

We envision to emerge as a leading geophysical services player with global operations to deliver time-critical, quality data at competitive prices.



Our Presence

Operations are concentrated in sedimentary basins of India
Headquarters in Hyderabad, India
Equity listed on the BSE Limited and the National Stock Exchange of India



Our people

Our team comprises 150+ go-getters who possesses a 'can-do' soul in a 'must-do' body. With an average age of 38 years, the team combines a prudent mix of energy and experience.



Our mission

Our mission is to emerge out as Industry's premier provider of cost effective seismic services and geophysical solutions. We strive to deliver high quality services while maintaining a safe, enjoyable and challenging workplace for our employees. We hold in highest regard the environment and communities in which we work. We are committed to provide excellence in all that we do and through this, create value for all our stakeholders.

About

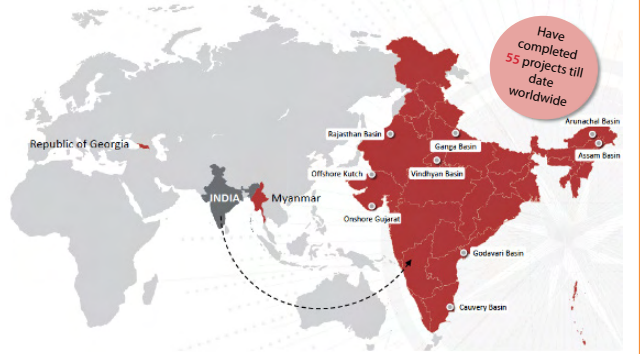
OUR BUSINESS

We are one of the world's largest and lowest cost seismic service providers

Our Services	Seismic data acquisition in 2D/3D/3C	Seismic data processing of 2D/3D data	Seismic data interpretation	Airborne Surveys	Geophysical mapping services	Other Services
---------------------	--------------------------------------	---------------------------------------	-----------------------------	------------------	------------------------------	----------------

Experience	
<p>30 Years of experience in Seismic Data Acquisition</p>	<p>55 Projects completed as on March 31, 2021</p>
<p>48,225 Experience in 2D Data (GLK)</p>	<p>7,936 Experience in 3D Data (sq. km)</p>

Geographic Presence



<p>17 Sedimentary basins worked in</p>	<p>12 Number of crew in operations</p>
---	---

Key Clients				
--------------------	--	--	--	--

From the Chairman's Desk

'THE PROSPECTS OVER THE HORIZON APPEAR CONSIDERABLY PROMISING. OUR FOCUS WILL BE ON ACTIONS THAT WILL STRENGTHEN OUR ABILITY TO CAPTURE OPPORTUNITIES AND REINFORCE OUR FUTURE SUSTAINABILITY.'



Dear Shareholder

It is great to be communicating with you through my annual letter. I hope you and your loved ones are safe. Safety for us has assumed critical priority, considering the more aggressive second wave that was considerably fatal. My thoughts and good wishes are with all those who have endured the brunt of this invisible enemy.

It's hard to believe that another year has passed so quickly and what a year it has been! We were in the midst of some exceptional and unprecedented times.

The coronavirus pandemic has been a wakeup call exposing shortcomings in business strategies, fragility of interconnectedness and global supply chains. All business plans drawn up before the pandemic hit the world were almost abruptly turned to naught. Survival took precedence over success. So it was with us.

India commenced unshackling itself from the lockdown in a phased manner from the end of the first quarter. While other businesses restarted and rebounded in the second quarter of FY21, our hands

remained tied, owing to the nature of our work. The painful part was that we had to foreclose a mineral exploration contract owing to the pandemic-related travel restrictions.

With only about five months of field operations, we remained in the black; we reported a Net Profit of about ₹7 crore. This, for me, was immensely satisfying. I believe the team did a commendable job in sailing through troubled waters in FY21.

FY22 holds reasonable promise

The start to the current fiscal mirrored that of the previous fiscal. But this time around, two things worked in our favour. We were more prepared with our fall back plan in the event of a possible second wave. Also, managing the health crisis became a state subject (previously it was on the national agenda). As such, there were windows of opportunity for undertaking field work. We capitalised on them effectively to post a topline of ₹80 crore in the first quarter of FY22 – our highest in the preceding

five quarters. Also, we reported a Net Profit in excess of ₹14 crore during the same period. This, I consider, as a healthy start to the fiscal.

As the old adage goes 'well begun is half done', I remain optimistic about our performance in FY22. We have an order pipeline in excess of ₹360 crore. In the second half of the year, we will focus on completing a major part of these projects. Moreover, we are hopeful of securing some projects towards the close of the financial year, which will further bolster our order book as we enter FY23.

Over the horizon

The prospects over the horizon appears considerably promising. My optimism stems from a number of realities.



Pent-up demand: The pandemic forced private and government companies to postpone their aspiration to find oil and gas for more than 12 months. These are expected to re-surface in the next 12-24 months.

Consider this: In the recently completed fifth round of the Open Acreage Licensing Policy (OALP), the government offered 11 blocks to ONGC (7 blocks) and Oil India Ltd. (4 blocks). These companies signed contracts with the Government for the allotted blocks only in November 2020. This should open interesting opportunities over the coming years.

Gas gaining ground: The Government has set a vision to make India a gas-based economy. The goal is to increase the share of gas in the energy mix from the current 6% to 15% in 2030. Towards this goal, the Government has planned a US\$60 billion investment for creating gas infrastructure in the country till 2024. The increased focus on gas could lead to a larger hunt for gas resources.

Mineral exploration: India has a lot of potential for discovery of minerals as the continental landmass and its offshore consists of several crustal elements going back ages. India

is blessed with ample resources of a number of minerals and has the geological environment for many others. But currently mining only accounts for less than 2% of India's GDP.

My sense tells me that this number should increase appreciably over the coming years. This thought is based on Government aspirations of an Atmanirbhar Bharat which necessarily mandates a sharper focus on increasing the production of minerals.

The recent Production-Linked Incentive (PLI) Schemes (for 13 key sectors), for which the Government has announced an outlay of ₹1.97 lakh crore are considered cornerstones of the Government's push for achieving an Atmanirbhar Bharat. For these schemes have been contoured to create national manufacturing champions. If these schemes are to see the light of day, India will definitely need to multiply its mineral production going forward.

According to a FICCI report, every 1% increase in the growth rate of mining and quarrying leads to an increase of 1.2-1.4% in the growth rate of industrial production.

The aggressive push towards electric vehicles is expected to magnify the demand for minerals considerably, for a number of them India is completely import-dependent.

As such, I believe that mineral exploration space is expected to generate significant opportunities over the medium-term.

Going forward, our focus will be on actions that will strengthen our ability to capture opportunities and reinforce our future sustainability.

In closing, I take this opportunity to thank our esteemed shareholders, partners and other stakeholders for reposing confidence in our capability and extending your invaluable support in our journey.


Warm regards,

Dinesh Alla
Chairman & Managing Director

The world's total primary energy demand would increase at less than 1% per annum till 2040. On the other hand, India's energy demand would grow at about 3% per annum till 2040.



FY21 KEY HIGHLIGHTS



New business

The Company was awarded a contract from Oil and Natural Gas Corporation Limited (ONGC Ltd), Dehradun for providing services for 3D Seismic Data Acquisition in OALP-IV block of Vindhyan Basin for an estimated contract value of ₹77 crore (inclusive of taxes) for Sector-1.

Projects completed during FY21

The Company completed sector 1 of the contract (part of the project) it received from ONGC Ltd for Acquisition of 2D Seismic Data in un-appraised on land areas of Indian sedimentary basins as a part of the National Seismic Program.

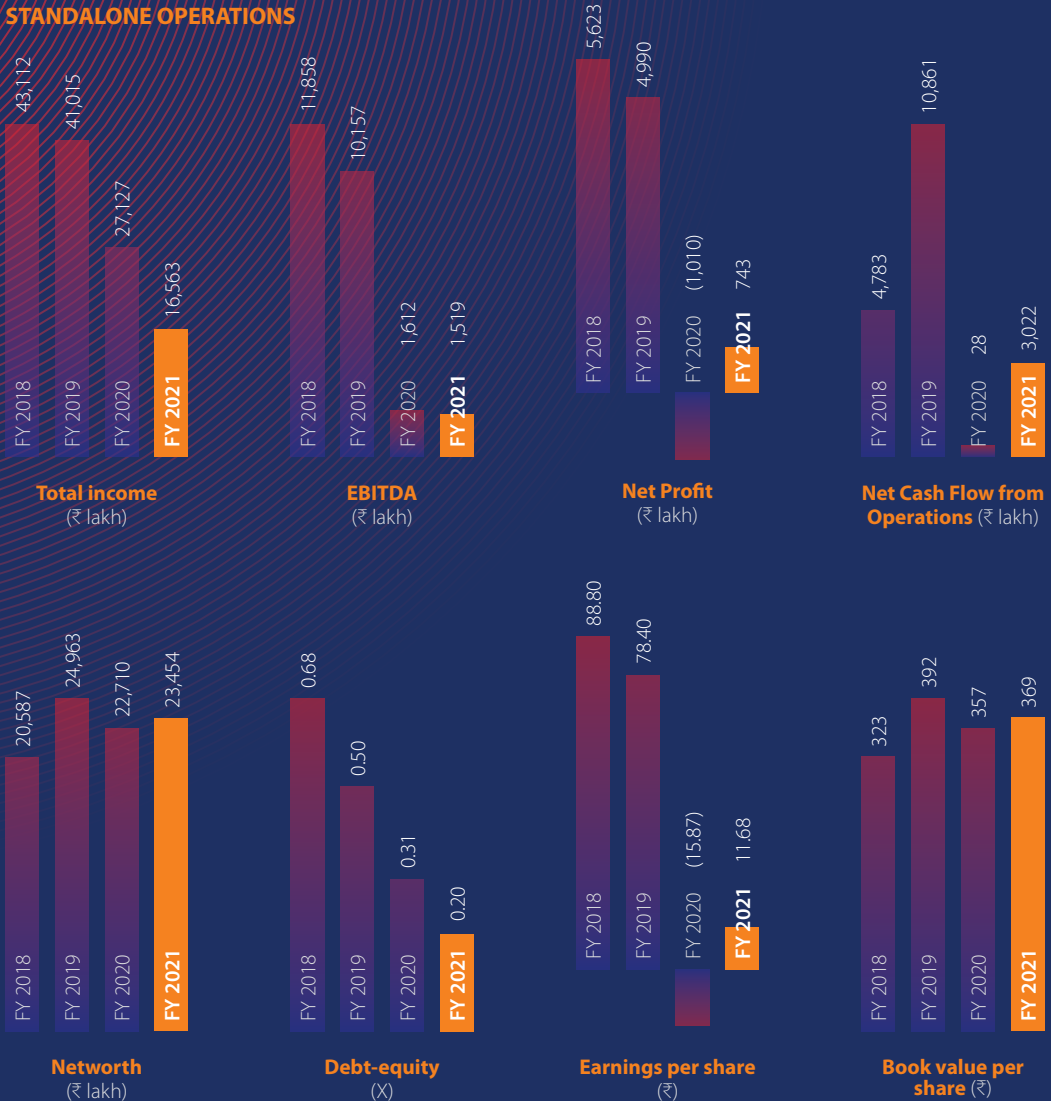
Other key achievements

- Debt repaid during the year cumulated to ₹26.17 crore.
- Optimised costs to tide over the challenges consequent to the pandemic.

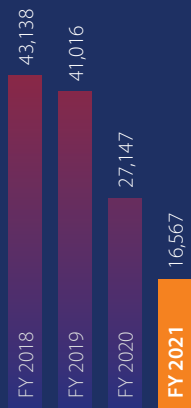
Our victory which

BOLDENS OUR VISION

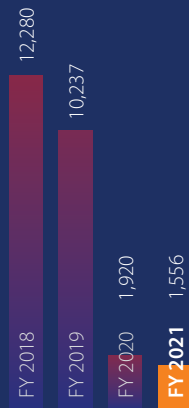
STANDALONE OPERATIONS



CONSOLIDATED OPERATIONS



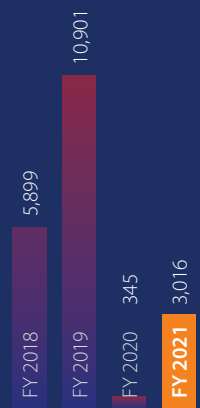
Total income
(₹ lakh)



EBITDA
(₹ lakh)



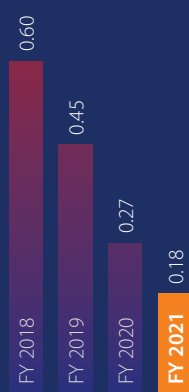
Net Profit
(₹ lakh)



Net Cash Flow from Operations
(₹ lakh)



Networth
(₹ lakh)



Debt-equity
(X)



Earnings per share
(₹)



Book value per share
(₹)

Board of

DIRECTORS

MR. DINESH ALLA

Chairman and Managing Director

Mr. Dinesh Alla is a Promoter Director and the Chairman and Managing Director of the Company. He is a post graduate from BITS, Pilani. He has very rich experience and a deep knowledge about the seismic survey industry and has immensely contributed to the growth of the Company by his incisive and broad based knowledge. Under his able guidance, the Company has successfully executed many seismic survey contracts in various terrains. He is the chief architect in building the Company to be one of the biggest and most preferred vendors by major Oil Companies. He is also the Chairman of Finance Committee and Corporate Social Responsibility Committee of Board of Directors and Member of Nomination and Remuneration Committee and Stakeholders' Relationship Committee of the Board of Directors of the Company.

MRS. SAVITA ALLA

Joint Managing Director

Mrs. Savita Alla is the Joint Managing Director of the Company. She is a post graduate in Management studies from BITS, Pilani. She has served in various Managerial positions in the corporate sector and has multifaceted experience in quality management systems, customer relationship management and entrepreneurial skills. She is a Member of Corporate Social Responsibility Committee, Stakeholders' Relationship Committee and Finance Committee of the Board of Directors of the Company.

MR. RAJESH ALLA

Director

Mr. Rajesh Alla is a Non-Executive Director on Board of the Company. He is a post graduate engineer from Carnegie Mellon University, Pittsburgh, USA - a premier institute for Artificial Intelligence Research. After his graduation he worked in the Robotics Institute, Carnegie-Mellon University. He specialised in Image Processing, Computer Vision and Robotics. He is the Chairman of Stakeholders' Relationship Committee of the Board and a Member of Audit Committee, Nomination and Remuneration Committee and Finance Committee of Board of Directors of the Company.





MR. RAJU MANDAPALLI

Independent Director

Mr. Raju Mandapalli is an Independent Director on Board of the Company. He is a graduate in Science in Botany, Geology & Chemistry and Masters in Geology from Andhra University, Waltair. He has an employment record of 37 years in Geological Survey of India in various positions from Engineer (Geology Division) to Director General, HOD and retired on superannuation. He specialises in the fields of Mineral Investigation, Engineering Geology, Landslide Hazard Projects, etc. He has authored many technical reports, articles in journals and publications, etc. He is the Chairman of Audit Committee and Nomination and Remuneration Committee of the Board of Directors and a Member of Stakeholders' Relationship Committee, Corporate Social Responsibility Committee and Finance Committee of Board of Directors of the Company.

MR. MAHENDRA PRATAP

Independent Director

Mr. Mahendra Pratap is an Independent Director on Board of the Company. He is a post graduate in Physics and has done Management courses from Indian Institute of Management, Lucknow and Indian School of Business, Hyderabad. He has an employment record of 36 years in Oil and Natural Gas Corporation (ONGC) in various positions from Level-1 Employee to the position of Executive Director. He also has around 3 years of experience in Directorate General of Hydrocarbons (DGH) as Deputy Director General (Exploration) and retired on superannuation. He has wide experience and a deep knowledge of all the facets of exploration with emphasis on seismic technology. He has authored many technical reports, articles and publications on the Hydrocarbon Prospects in various geological areas of India. He is a Member of Audit Committee and Nomination and Remuneration Committee of Board of Directors of the Company.

MR. VINAY KUMAR VERMA

Independent Director

Mr. Vinay Kumar Verma is an Independent Director on Board of the Company. He has done his graduation in Science with banking qualification and is specialised in the fields of strategic and policy planning, risk management and resource management. He is the former General Manager of Andhra Bank, superannuated in June 2017. He has an employment record of 35 years in Andhra Bank. He is a Member of Audit Committee and Nomination and Remuneration Committee of Board of Directors of the Company.

DISCUSSION & ANALYSIS

Indian Economy

After a contraction in GDP for the first half of FY21, India recovered smartly to emerge as one of the select few economies that have witnessed positive year-on-year growth in the three month period October-December'20. This growth only strengthened to 1.6% in the fourth quarter of FY21. The improvement was due to calibrated and steady opening of the economy.

According to the second estimate by the Government, growth in India's real GDP during 2020-21 is estimated at -7.3% as compared to the growth rate of 4.0% in 2019-20,

Interestingly, economic activity in India gathered considerable momentum and 2020-21 could end better than projected in the second advance estimates of GDP. The mild rise in Covid cases did not dent the steady uptick in consumer sentiment, which was further bolstered by the inoculation drive.

This optimism is based on the robust GST collections in the second half of FY21. GST revenues crossed above ₹1 lakh crore mark at a stretch for the last six months – it was ₹1.23 lakh crore in March 2021, the highest collection ever since the launch of GST.

Also, the net indirect tax collection in 2020-21 grew 12.3% annually to ₹10.71 lakh crore, thereby exceeding the previous year benchmark at ₹9.54 lakh crore and the target set in revised estimates at ₹9.89 crore.

In view of the economic momentum in Q4 of 2020-21, leading opinion makers had estimated a sharp growth in India GDP for 2021-22. But the outbreak of the second wave of Covid-19 in India, these estimates have been revised downwards.

Some economic experts suggest that the overall economic impact of second Covid--19 wave is not likely to be very large. Their optimism is based on 1) record level of foodgrains in the current year 2) the timely RBI intervention to assist the healthcare sector and the MSME segment, 3) sustained resilience demonstrated by rural India and 4) aggressive inoculation across ages, cultures and pincodes.

Indian energy market

India is the world's third-largest energy consuming country, thanks to rising incomes and improving standards of living. Energy use has doubled since 2000, with 80% of demand still being met by coal, oil and solid biomass.

On a per capita basis, India's energy use and emissions are less than half the world average, as are other key indicators such as vehicle ownership, steel and cement output. As India recovers from a Covid-induced slump in 2020, it is re-entering a very dynamic period in its energy development.

Over the coming years, millions of Indian households are set to buy new appliances, air-conditioning units and vehicles. India will soon become the world's most populous country, adding the equivalent of a city the size of Los Angeles to its urban population each year.

To meet growth in electricity demand over the next twenty years, India will need to add a power system the size of the European Union to what it has now.

Atmanirbhar Urja: India's energy poverty is reflected in its position as the world's third-largest crude oil importer and the fourth-largest importer of liquefied natural gas (LNG). The Government is preparing a road map to achieve Aatmanirbhar Urja or self-reliance in energy, petroleum and natural gas. The plans for energy security span increased crude oil and natural gas production to hydrogen gas and solar and wind power as it seeks to meet rising domestic demand.

Global energy – a new trend playing out

Global energy demand continues to grow, at least for a period, driven by increasing prosperity and living standards in the emerging world. Significant inequalities in energy consumption and access to energy persist.

The structure of energy demand is likely to change over time: declining role of fossil fuels, offset by an increasing share of renewable energy and a growing role for electricity. A transition to

a lower carbon energy system is likely to lead to fundamental restructuring of the global energy system, with a more diverse energy mix, greater consumer choice, more localised energy markets, and increasing levels of integration and competition. These changes underpin core beliefs about how the global energy system may restructure in a low-carbon transition.

Demand for oil is expected to fall over the next 30 years. The

scale and pace of this decline will be driven by the increasing efficiency and electrification of road transportation.

The outlook for natural gas is more resilient than for oil, underpinned by the role of natural gas in supporting fast growing developing economies as they decarbonised and reduce their reliance on coal, and as a source of near-zero carbon energy when combined with carbon capture use and storage.



Indian oil market

India posted a third contraction in fuel demand on record in 2020-21 with demand falling over 9% due to coronavirus lockdown. It consumed 194.6 million tonnes of petroleum products in the year to March 31, down from 214.1 million tonnes in 2019-20.

India's crude oil production fell by 5% to 30.5 million tonnes in 2020-21 from 32.17 million tonnes a year back, according to the latest data released by the Ministry of Petroleum and Natural Gas.

India is nearly 85% dependent on imports to meet its crude oil needs. It spent USD 61.9 billion in 2020-21 on import of 198.2 million tonnes of crude oil. This was lower than USD 101.4 billion spent on import of 227 million tonnes crude in the previous fiscal. The lower import bill was partly due to lower volumes but largely because of lower international oil prices.

With the pandemic pummeling economic activity, resulting in fall in fuel demand, India's public and private sector refiners processed nearly 13% less crude oil at 221.7 million tonnes in 2020-21.

India's proven reserves: In February 2021, crude oil reserves for India were 618.59 thousand barrels per day. Though India crude oil reserves fluctuated substantially in recent months, it tended to decrease through March 2020 - February 2021 period ending at 618.59 thousand barrels per day in February 2021.

India's strategic petroleum reserves (SPR): India's current national capacity for storage of crude oil and petroleum products has reached 74 days after the addition of three new locations at Vishakhapatnam, Mangaluru and Padur.

In April 2020, India saved ₹5,000 crore in foreign exchange after it capitalised on the global low oil prices to fill its underground strategic oil storage (5.33 million tonnes of emergency storage, enough to meet India's oil needs for 9.5 days) in Mangalore and Padur in Karnataka and Visakhapatnam in Andhra Pradesh to shore up insurance against any supply or price disruption.

Under Phase II of the SPR Programme, the government has given 'in principle' approval in June 2018 for establishing two additional SPR facilities with a total storage capacity of 6.5 MMT at two locations namely Chandikhol in Odisha (4 MMT) and Padur in Karnataka (2.5 MMT) – it is estimated to provide for about additional 12 days of India's crude oil requirement.

India's gas market

Natural gas production at 28.67 billion cubic meters was over 8% less than 31.18 bcm output in 2019-20.

Output in March, 2021 was 11% higher due to new field D-34 (KG-D6 block of Reliance-BP), which started production in December 2020 with 1.3 million standard cubic meters per day, ramped up to 9.6 mmscmd in March 2021

The Government is keen to position India as a gas-based economy. Gas comprises about 6.2% of India's primary energy mix, far behind the global average of 24%. The government plans to increase this share to 15% by 2030. India has envisaged a spend of \$60 billion in creating gas infrastructure till 2024, which includes pipelines, LNG terminals and city gas distribution networks.

India's gas reserves: In 2020, reserves of natural gas for India was 47.31 trillion cubic feet. Reserves of natural gas of India increased from 22.85 trillion cubic feet in 2001 to 47.31 trillion cubic feet in 2020 growing at an average annual rate of 4.16%.

India's search for oil

In a bid to expedite oil and gas exploration and raise domestic production, the government announced the NELP and the OALP programs

NELP delivered: NELP attracted USD 29.15 billion investment since its launch in 1999 against the committed spending of USD 11.7 billion. Against the USD 11.728 billion committed for exploration in the 254 blocks awarded in nine rounds of NELP, USD 17.09 billion was invested. Another USD 12.061 billion was invested in developing discoveries made in those blocks. While no discovery has so far been made in the OALP blocks, 1,163.50 million tonnes of oil and oil equivalent gas reserves were established in NELP blocks.

OALP is yet to deliver: Launched in 2018, the Open Acreage Licensing Policy (OALP) (after the NELP rounds) allowed explorers to carve out desired areas for exploration and offered liberal terms.

In its first four rounds, the OALP offered 1.38 lakh square kilometre of area for finding oil and gas which is double the acreage offered through the 254 blocks awarded in nine rounds of NELP between 1999 and 2010.



But this initiative is yet to deliver on expected lines.

	Blocks offered	Committed investment (US\$ mn)	Investment upto March 2020 (US\$ mn)
OALP (Round 1)	55	815	46
OALP (Round 2)	14	452	2
OALP (Round 3)	23	709	21
OALP (Round 4)	7	341	6

India's search for minerals

Strategic minerals have a substantial role to play in the development and security of the nation and play a critical role in the development of the national economy. The paucity of strategic minerals in India has been a serious concern for the last several decades.

Growing global demand, high value, declining production and constant pressure for finding new mineral deposits captivate not only India's but also the world's outlook towards strategically important minerals.

As a first step to increase India's self-reliance in minerals, the Government, through the Geological Survey of India, is inviting the private sector to undertake a survey of the Indian landmass to identify potential mineral deposits. This is providing interesting opportunities for players to widen their capability bandwidth.

About the

COMPANY

India's largest onland integrated seismic services player in the private sector, the Company has successfully completed more than 100 projects in its 25+ year journey in some of the most challenging basins in India. The Company's services include 2D and 3D geophysical and related services (geophysical data acquisition, processing and interpretation) for the oil and gas sector.

Operational performance

The pandemic and consequent operational and logistic restrictions impacted business operations.

During FY21, the Company completed part of the Contract from ONGC Ltd for Acquisition of 2D Seismic Data in un-appraised on land areas of Indian Sedimentary Basins of India. The remaining study will happen in FY22.

The Company has been awarded a contract from Oil and Natural Gas Corporation Limited (ONGC Ltd), Dehradun for providing services for 3D Seismic Data Acquisition in OALP-IV block of Vindhyan for an estimated contract value of ₹77 crore.

Financial performance

(based on Standalone Financial Statements)

The prevailing uncertainty during the fiscal impacted the Company's business performance.

Statement of Profit and Loss

Revenue from operations stood at ₹14,309.87 lakh in FY21 against ₹26,751.90 lakh in FY20 – a decline of 46.51%.

In line with subdued field operations, cost of operations remained muted. Geophysical survey and related expenses dropped from ₹19,653.14 lakh in FY20 to ₹9,536.46 lakh in FY21.

A reduced debt burden and an optimised coupon rate on external borrowings reduced the interest liability for the year to ₹177.89 lakh in FY21 against ₹251.39 lakh in the previous year.

The Company registered a Net Profit of ₹743.16 lakh in FY21 against a Net Loss of ₹1,009.99 lakh in FY20. This reversal was primarily owing to optimised operating costs.

Balance Sheet

On the liabilities side, while the share capital remained unchanged, the reserves improved owing to the ploughing of profits into the business. As such Shareholders' Fund stood at ₹23,454.24 lakh as on March 31, 2021, against ₹22,710.35 lakh as on March 31, 2020.

Borrowings largely comprised working capital loans which declined over the previous year – from ₹2,617.07 lakh as on March 31, 2020, to ₹0.11 lakh as on March 31, 2021.

Tangible assets stood at ₹6,964.99 lakh as on March 31, 2021, against ₹6,888.19 lakh as on March 31, 2020.





Significant changes i.e., change of 25% or more in the key financial ratios

In accordance with the amendments notified by SEBI in Regulation 17 of the SEBI (Listing Obligation and Disclosure Requirement) Regulation, 2015 on 9th May, 2018, the details of significant changes i.e. change of 25% or more in the key financial ratios as compared to the immediately previous financial year along with detailed explanations are reported hereunder:

Particulars	2020-21	2019-20	Change (%)	Reasons for change
Debtors Turnover Ratio	1.66	2.16	(23.15)	
Current Ratio	3.99	2.84	40.49	Owing to an increase in the ability to generate cash to meet its short-term obligations
Debt-Equity Ratio	0.20	0.31	(35.48)	Repayment of debt during the year
Interest Coverage Ratio	(6.04)	(4.27)	41.45	Owing to a sharp reduction in the debt portfolio
Operating Profit Margin (%)	5.68	6.03	(5.80)	
Net Profit Margin (%)	5.19	(3.78)	237.30	A turnaround in business fortunes for a Net Loss to a Net Profit
Return on Net Worth (%)	3.17	(4.45)	171.24	Registered a Net Profit during the year

Internal control & its adequacy

At Alphageo, the internal control procedures include internal financial controls, ensuring compliance with various policies, practices and statutes considering the organisation's growth and complexity of operations. The framework constantly monitors and assesses all aspects of risks associated with current activities and corporate profile, including development risks, commercial and financial risks.

In addition, Alphageo has management reporting and internal control systems in place, that enable it to monitor performance, strategy, operations, business environment, organisation, procedures, funding, risk and internal control. The internal auditors carry out extensive audits throughout the year across all functional areas and submit their reports to the Audit Committee.

The Company has instituted a legal compliance program, supported by a robust online system. The purview of this system includes various statutes, such as industrial and labour laws, taxation laws, corporate and securities laws and health, safety and environment regulations.

Human resource

Alphageo believes that its intellectual capital represents an invaluable resource in delivering upto customer commitment. As such, the Company, through its people-centric policies and initiatives continue to keep its people engaged, enriched and motivated.

This was reflected during the pandemic during which the people efforts institutionalised by the Company helped in reducing the mental stress of its team. In these trying times, the Company continued its capability building efforts leveraging the virtual mode. This helped in keeping members engaged and positive.

These practices enable the Company to keep the attrition rate well below the industry average. The Alphageo team comprised of 169 workforce as on March 31, 2021.

Going forward, the HR team will focus on strengthening its leadership pipeline. Besides, the team will work closely with the IT team to deploy IT-based solutions for improving the working environment.



Risk management

Risk management at Alphageo, is an integral part of the business model, focusing on making the business model stronger and profitable. The risk management framework encompasses strategies and operations and seeks to proactively identify, address and mitigate existing and emerging risks.

	Relevance	Management
DISK Growth	The economic erosion consequent to the lockdowns could impact the flow of fresh business.	The Company's order book as on March 31, 2021, stands at ₹462.03 crores will take care of business growth in the current fiscal. The Company's respect as a dependable seismic survey partner will continue to generate business opportunities.

	Relevance	Management
DISK People	Attrition is a cause of concern as it impacts delivery schedules.	Through its 35-years journey, the Company has not faced any serious people related issues. It has been able to secure additional working crew aligned to business requirements. Moreover, its widening service basket offers immense scope for crew to imbibe diverse skills – an attraction for people to work with the Company.

	Relevance	Management
DISK Project delivery	Owing to the lockdowns, project delivery could get delayed which could attract penalties.	The Company has secured extensions for all its projects which are work-in-progress from its respective clients. This should help the Company to manage the project delivery without any detriment to its financial performance.

	Relevance	Management
DISK Business sustainability	The Company's services could be perceived at environment damaging; it could impact business sustainability.	India's Achilles heel is its growing import dependence for oil and gas. The Company's services in this regard are critical in growing India's self-dependence for this critical fuel. Also, with India positioning itself as an important keystone in the global supply chain in the New World (post Covid) availability of minerals will emerge as an important determinant for global companies setting a base in India. As such, India's search for wealth below the surface will only increase.

LENDING A HELPING HAND

As a socially responsible organisation, Alphageo reaches out to the disadvantaged communities to empower them to a better living. The Company has a well laid-out Corporate Social Responsibility framework. It is a mixture of charitable and educational programmes and a host of community services by supporting a wide range of socio-economic and demand-driven initiatives that run through the year.

In FY21, the Company undertook the following initiatives for upgrading the lives of fellow citizens:

- Tied up with Youth 4 Jobs Foundation, Hyderabad for promoting education, employment enhancing skills among differently abled people.
- Partnered with Advocates for Babies in Crisis, Hyderabad for extending medical care/ support to infants/ babies in orphanages.
- Supported the Girl Child for Education through the Nanhi Kali Project – a Joint programme of KC Mahindra Education Trust, Mumbai and Naandhi Foundation.
- Provided financial support through Milaan Foundation, New Delhi for the education of the Girl Child.
- Provided financial assistance to Panchayat level Libraries at Sepahijala Dist.Tripura.
- Funded Healthcare/Preventive Healthcare initiatives through Save the Children (Bal Raksha Bharat), Bangalore.
- Contributed for relief during Covid-19 Pandemic to the Office of Deputy Commissioner, Jorhat.







Statutory Reports & Financial Statements

Corporate Information

Board of Directors

Mr. Dinesh Alla	Chairman and Managing Director
Ms. Savita Alla	Joint Managing Director
Mr. Rajesh Alla	Director - Non-Executive, Non-Independent
Mr. Raju Mandapalli	Director - Non-Executive, Independent
Mr. Mahendra Pratap	Director - Non-Executive, Independent
Mr. Vinay Kumar Verma	Director - Non-Executive, Independent

CHIEF FINANCIAL OFFICER

Ms. Rohini Gade

COMPANY SECRETARY & COMPLIANCE OFFICER

Ms. Deepa Dutta

REGISTERED OFFICE

802, Babukhan Estate, Basheerbagh
Hyderabad- 500 001, Telangana

CORPORATE OFFICE

First Floor, Plot No. 1, Sagar Society
Road No. 2, Banjara Hills,
Hyderabad – 500 034, Telangana
23550502/ 23550503

STATUTORY AUDITORS

M/s. Majeti & Co.,
Chartered Accountants
101, Ganesh Siri Sampada Apts, 6-3-347/17,
Dwarakapuri Colony, Sai Baba Temple Road
Punjagutta, Hyderabad – 500082, Telangana

SECRETARIAL AUDITORS

M/s. D. Hanumanta Raju & Co.
Company Secretaries
B-13, F-1, P. S. Nagar, Vijayanagar Colony,
Hyderabad – 500 057, Telangana

BANKERS

State Bank of India
Axis Bank Ltd
Punjab National Bank

REGISTRAR AND SHARE TRANSFER AGENT

M/s. KFin Technologies Private Limited
Selenium Tower B, Plot Nos. 31 & 32,
Financial District, Nanakramguda,
Serilingampally Mandal
Hyderabad - 500 032, Telangana
Phone : +91 40 67161500
Toll Free : 1800 345 4001, Fax: 040-23420814
E-mail : einward.ris@kfintech.com
Website : www.kfintech.com



Directors' Report

To
The Members of
ALPHAGEO (INDIA) LIMITED

The Board of Directors are pleased to present the 34th Annual Report of Alphageo (India) Limited (“the Company”) on business and operations along with the Audited Financial Statements (standalone and consolidated) for the financial year ended March 31, 2021.

Financial Highlights

The financial performance of the Company for the year ended March 31, 2021, on a Standalone and Consolidated basis, is summarised below: (₹ in Lakhs)

Particulars	Standalone		Consolidated	
	2020-21	2019-20	2020-21	2019-20
Revenue from Operations	14310	26752	14310	26752
Other Income	2253	375	2257	395
Total Revenue	16563	27127	16567	27147
Profit Before Finance costs and Depreciation	3772	1987	3813	2315
Finance Cost	178	251	178	251
Depreciation and Amortisation	2593	2685	2724	2835
Profit Before Tax	1001	(949)	911	(771)
Tax Expenses	258	61	267	106
Profit After Tax	743	(1010)	644	(877)
Earnings Per Share of ₹10/- each				
Basic (₹)	11.68	(15.87)	10.13	(13.77)
Diluted (₹)	11.68	(15.87)	10.13	(13.77)

Standalone and Consolidated Financial Statements

The Standalone and Consolidated Financial Statements of the Company have been prepared in accordance with Indian Accounting Standards ('Ind AS') notified under Section 133 of the Companies Act, 2013 read with the Companies (Indian Accounting Standards) Rules, 2015 as amended from time to time and other relevant provisions of the Act..

Overview of Financial and Business Operations

Standalone Financials:

The income from operation for the year 2020-21 is ₹14310 lakhs against ₹26752 lakhs for the previous year; the profit before tax for 2020-21 is ₹1001 lakhs against the loss of ₹949 lakhs in the previous year; and the profit after tax for 2020-21 is ₹743 lakhs against the loss of ₹1010 lakhs in the previous year.

The Equity of the Shareholders, on standalone basis is ₹23454 lakhs as on March 31, 2021 as compared to ₹22710 lakhs as on March 31, 2020.

Consolidated Financials:

On a consolidated basis, the operational income for the year 2020-21 is ₹14310 lakhs against ₹26752 lakhs for the previous year. The Profit before Tax for the year 2020-21 is ₹911 lakhs against the loss of ₹771 lakhs in the previous year. The Profit after Tax for the year 2020-21 is ₹644 lakhs against the loss of ₹ 877 lakhs in the previous year.

Covid-19 and its Impact

The Directors have been periodically reviewing with the management, the impact of Covid-19 on the business operations of the Company.

The lockdown due to Covid-19 pandemic during the first quarter and the monsoon season during the second quarter of 2020-21 resulted in lesser operational days during the financial year 2020-21. The Company resumed its seismic services/field operations post monsoon from the month of October 2020 after evaluating the impact of Covid at each project location.

The situation created by Covid-19 continues to hold some uncertainties for the future, however, the Board and the Management are closely monitoring the situation as it evolves and doing its best to take all necessary measures in the interests of all stakeholders of the Company.

Share Capital

The paid-up Equity Share Capital of the Company as on March 31, 2021 is ₹636.48 lakhs comprising of 63,64,767 equity shares of ₹10 each. During the year under review, the Company has not issued or allotted any shares of the Company. The Company does not have any outstanding warrants or any convertible instruments as on March 31, 2021.

Transfer to Reserves

The Board of Directors has decided to retain the entire amount of profit in the profit and loss account. Accordingly, the Company has not transferred/appropriated any amount to the General Reserve during the year ended March 31, 2021.

Dividend

The Board considering the Company's performance and the financial position for the year under review, has recommended a final dividend of ₹8/- per equity share of ₹10/- each for the year ended March 31, 2021, subject to the approval of the Members at the ensuing Annual General Meeting.

Material changes and commitment, if any, affecting financial position of the Company from the end of the financial year till the date of this Report

There has been no material change and commitment, affecting the financial performance of the Company between the end of the financial year to which the financial statements relate and the date of this Report, except for the impact arising out of Covid-19.

Subsidiaries and Joint Venture

Foreign Subsidiaries:

The Company has one 100% owned foreign Subsidiary, Alphageo International Limited, incorporated in Jebel Ali Free Zone Area in Dubai and one 100% owned First Level Step Down Subsidiary, Alphageo DMCC incorporated under Dubai Multi Commodities Center (DMCC) Regulations. Pursuant to Regulation 16 of the SEBI (Listing Obligations and Disclosure Requirements) Regulations, 2015, Alphageo International Limited, Dubai is a material subsidiary as on March 31, 2021.

Indian Subsidiary:

Alphageo Marine Services Private Limited (AMSPL)

AMSPL was incorporated in the year 2017 for providing marine survey services and aerial geophysical services. No commercial activities have been carried on by the subsidiary company during the year 2020-21.

Alphageo Offshore Services Private Limited (AOSPL)

AOSPL was incorporated in the year 2018 for undertaking commercial activities relating to providing geophysical services for offshore and transition zones, and general offshore related services for mining and hydrography.

In the month of February 2021, Alphageo (India) Limited and Aquila Drilling Private Limited signed a joint venture agreement to carry out the business of geophysical/ geological services, drilling and other related services for hydrocarbon and mineral exploration. As per the terms of the joint venture agreement, the business under this joint venture shall be undertaken through AOSPL ('JV Company').

During the year under review, no commercial activities have been carried on by AOSPL.

Performance of Subsidiaries:

Pursuant to the provisions of Section 129(3) of the Companies Act 2013 read with Companies (Accounts) Rules, 2014, a statement containing the salient features of financial statements of the subsidiary Companies are given in Form AOC-1 as **Annexure-I** to this report.

In compliance with section 136 of the Companies Act, 2013, the Financial Statements of the Subsidiaries are available on the website of the Company and also will be made available upon the request by any member of the Company.

The Company does not have any associate companies. The Company has adopted a policy for determining "Material Subsidiary" in terms of Regulation 16(c) of SEBI (Listing Obligations and Disclosure Requirements) Regulations, 2015, which can be viewed on the Company's website at <http://www.alphageoindia.com/Policies.htm>.

Consolidated Financial Statements

The Consolidated Financial Statements of the Company and its Subsidiaries for the financial year ended March 31, 2021 prepared in compliance with the Indian Accounting Standards notified under Section 133 the Companies Act, 2013, Section 129(3) of Companies Act, 2013 and SEBI (Listing Obligations and Disclosure Requirements) Regulations, 2015, together with Auditors' Report thereon form part of this Annual Report.

Change in the nature of business

The Company continues to be in the business of providing Geophysical Data Acquisition, Processing and Interpretation services and there has been no change in the nature of business of the Company or any of its subsidiaries during the year under review.

Unclaimed Dividend

Section 124 of the Companies Act 2013 read with Investor Education and Protection Fund Authority (Accounting, Audit, Transfer and Refund) Rules 2016 ('the Rules') mandates the Companies to transfer dividend that has remained unpaid/unclaimed for a period of seven years from the unpaid dividend account to the Investor Education and Protection Fund (IEPF).

The details of the unclaimed dividend lying with the Company are available on the website of the Company at the web link: <http://alphageoindia.com/Unclaimed%20Dividends.htm>.

Transfer of Unpaid and Unclaimed Amounts to Investor Education and Protection Fund ("IEPF")

a) Transfer of Unclaimed Dividend to IEPF:

Pursuant to the provisions of Section 124 of Companies Act, 2013 read with IEPF (Accounting, Audit, Transfer and Refund) Rules 2016, dividends which remain unpaid or unclaimed for a period of seven years from the date of its transfer to unpaid dividend account are required to be transferred by the Company to Investor Education and Protection

Fund ("IEPF") established by the Government of India under the provisions of Section 125 of the Companies Act, 2013.

During the year under review, there is no unclaimed dividend required to be transferred to the Account of IEPF.

b) Transfer of Shares to IEPF:

Section 124(6) of Companies Act, 2013, read with IEPF (Accounting, Audit, Transfer and Refund) Rules, 2016, mandates transfer of underlying shares in respect of which dividend has not been paid or claimed for seven consecutive years or more in the name of Investor Education and Protection Fund.

During the year under review, the Company is not required to transfer shares to the IEPF Authority pursuant to the aforesaid rule.

The details of shares transferred to IEPF during the previous years are displayed on the website of the Company. The shareholders whose shares have been transferred to the IEPF Authority can claim their shares from the Authority by following the Refund Procedure as detailed on the website of IEPF Authority <http://iepf.gov.in/IEPF/corporates.html>.

Auditors and Audit Reports

a) Statutory Auditors:

In terms of the provisions of section 139 of the Companies Act, 2013 read with the Companies (Audit and Auditors) Rules, 2014, M/s Majeti & Co. Chartered Accountants, Hyderabad (ICAI Registration No. 015975S) has been appointed as Statutory Auditors of the Company to hold office from the conclusion of 30th Annual General meeting till the conclusion of 35th Annual General Meeting of the Company to be held in the calendar year 2022.

In accordance with the amendment to the provisions of Section 139 by the Companies Amendment Act 2017, notified on May 7, 2018 by

the Ministry of Corporate Affairs, the appointment of Statutory Auditors is not required to be ratified by the Members at every Annual General Meeting.

Audit Report on Financial Statements:

The Statutory Auditors has issued modified report on the Financial Statements of the Company for the year ended March 31, 2021.

Details of Audit Qualification:

“The Company is subjected to the proceedings under section 132 of the Income Tax Act. As per the information and explanations given to us by the Management, consequential impact of the search proceedings, if any, are presently unascertainable and no provision has been made in the standalone financial statements.”

Board's Explanation to the qualification in the Audit Report:

The Company has not received any statement from the IT Officials on the conclusive findings of the search conducted by the Income Tax Department under 132 of the Income Tax Act, 1961 and hence, the consequences of the same is presently unascertainable.

b) Secretarial Auditors:

Pursuant to the provisions of Section 204 of the Companies Act, 2013 and rules thereunder, M/s. D. Hanumanta Raju & Co., Practicing Company Secretaries, Hyderabad were appointed to conduct the secretarial audit of the Company for the financial year 2020-21. The Secretarial Auditors have issued modified Report for the year ended March 31, 2021. The Report issued by them is appended as **Annexure-II** to this Report.

Details of Qualification:

The Secretarial Auditors in its Report have mentioned that the Company has delayed in intimating the stock exchanges about the revision of credit ratings received from the CRISIL.

Board's Explanation to the qualification in the Report:

The letter from CRISIL was received on the email id of an ex-official of the Company which was not functional. Upon follow up with the CRISIL, the same was communicated to the Company's authorised official. On receipt of the information, the Company submitted the requisite disclosure to the stock exchanges.

c) Cost Audit and Cost Records:

Maintenance of cost records and requirement of cost audit as prescribed under the provisions of Section 148(1) of the Companies Act, 2013 are not applicable for the business activities carried out by the Company.

Directors and Key Managerial Personnel

Appointments and Re-appointments of Directors:

The appointment of Mr. Mahendra Pratap and Mr. Vinay Kumar Verma as Independent Directors of the Company for a term of 5 (Five) years, effective from October 17, 2019 and February 7, 2020 respectively have been approved by the members in the 33rd Annual General Meeting held on September 28, 2020.

Retirement by Rotation:

Mr. Rajesh Alla, Non-Executive Director retired by rotation has been re-appointed as Director of the Company at the 33rd Annual General Meeting held on September 28, 2020.

Further, as per the provisions of Section 152(6) of Companies Act, 2013 and in terms of the Articles of Association of the Company, Mr. Rajesh Alla retires by rotation at the ensuing Annual General Meeting and being eligible, seeks re-appointment. The Board recommends his re-appointment for the approval of the Members.

Particulars of Remuneration to Directors and Key Managerial Personnel:

Particulars of Remuneration to Directors and Key Managerial Personnel as required under section 197(12) of the Act read with Rule 5(1) of Companies (Appointment and Remuneration of Managerial Personnel) Rules, 2014 as amended are given in **Annexure-III** and forms part of this Report.

Changes in Key Managerial Personnel:

During the year, Mrs. Rohini Gade has been appointed as Chief Financial Officer of the Company with effect from August 8, 2020 with approval of the Board in place of Mr. Sesham Purushotham, erstwhile Chief Financial Officer.

Other changes, if any, occurred after the closure of financial year:

- Mrs. Savita Alla has been reappointed as Joint Managing Director of the Company by the Board of Directors in its meeting held on May 25, 2021 for a period of three years with effect from May 25, 2021.
- Mr. Dinesh Alla has been reappointed as Managing Director of the Company by the Board of Directors in its meeting held on June 25, 2021 for a period of five years with effect from August 21, 2021.

Board and Committee Meetings

The details of the composition of the Board and its Committees and the number of meetings held and attendance of Directors at such meetings are provided in the Corporate Governance Report, which forms part of this Annual Report.

Audit Committee

The Audit Committee of the Board, currently headed by an Independent Director as Chairperson meets at regular intervals to discharge its terms of reference effectively and efficiently. During the year under review, there were no instances where recommendations of the Audit Committee were not accepted by the Board.

Directors Responsibility Statements under Section 134 of the Companies Act, 2013

Pursuant to the requirement under Section 134 of the Companies Act, 2013 with respect to Directors' Responsibility Statement, the Board of Directors of the Company hereby confirms that:

- i. in the preparation of the Annual Accounts of the Company, both standalone and consolidated, for the year ended March 31, 2021, the applicable accounting standards read with requirements set out under Schedule III to the Companies Act 2013, have been followed and that there are no material departures from the same;
- ii. the Directors have selected such accounting policies and made judgments and estimates that are reasonable and prudent so as to give a true and fair view of the state of affairs of the Company as at March 31, 2021 and of the profit/(loss) for the year ended on that date;
- iii. the Directors have taken proper and sufficient care for the maintenance of adequate accounting records in accordance with the provisions of the Companies Act, 2013 for safeguarding the assets of the Company and for preventing and detecting fraud and other irregularities;
- iv. the Annual Accounts for the year ended March 31, 2021 have been prepared on a going concern basis;
- v. adequate internal financial controls have been laid down and such controls are operating effectively;
- vi. proper and adequate systems to ensure compliance with the provisions of all applicable laws have been devised and such systems are operating efficiently; and
- vii. there are no instances of frauds involving the officers or employees of the Company reported by the Auditor under section 143(12) of the Act during the year ended March 31, 2021.

Particulars of Remuneration to Employees

The details of remuneration to Employees, as required under Rule 5(2) read with Rule 5(3) of Companies (Appointment and Remuneration of Managerial Personnel) Rules, 2014 as amended are given in **Annexure-IV** and form part of this Report.

Annual Evaluation of Board Performance and Performance of its Committees and of Directors

Pursuant to the applicable provisions of the Companies Act, 2013 and Listing Regulation, the Board has carried out an annual evaluation of its own performance, performance of the Directors individually and the working of its various committees as well on the evaluation criteria defined by Nomination and Remuneration Committee for performance evaluation process of the Board, its Committees and Directors.

The evaluation has been carried out through a structured questionnaire covering various aspects of the Board's functioning such as adequacy of the composition of the Board and its Committees, Board culture, execution and performance of specific duties, obligations, independence, governance, ethics and values, adherence to corporate governance norms, interpersonal relationships, attendance and contribution at meetings etc. Performance evaluation of Independent Directors was done by the entire Board, excluding the Independent Director being evaluated. The evaluation process has been explained in the Corporate Governance Report, which forms part of this Annual Report.

Declaration by Independent Directors

The Company has received necessary declaration from all the Independent Directors of the Company under the provisions of the Companies Act, 2013 that they meet the criteria of independence laid down in Section 149(6) of the Companies Act, 2013 and Regulation 25 of SEBI (LODR) Regulations, 2015.

Nomination and Remuneration Policy

The Company has framed and adopted a policy on Nomination and Remuneration of Directors, Key Managerial Personnel and other employees of the Company in line with the provisions of section 178 of the Companies Act, 2013 and Part D of Schedule II of SEBI (LODR) Regulations, 2015. The Policy is available on the website at: <http://alphageoindia.com/Policies.htm>.

It is affirmed that the appointment and remuneration of Directors, Key Managerial Personnel and all other employees are in accordance with the Remuneration Policy of the Company. The remuneration paid to the executive and non-executive directors of the Company during the year under review have been detailed in the Corporate Governance Report, which forms part of the Annual Report.

Particulars of Loans, Guarantees or Investments

During the year under review, the Company has invested ₹6 lakhs in the equity shares of Alphageo Offshore Services Private Ltd pursuant to terms of the joint venture agreement executed by the Company on February 12, 2021

The Company has not extended any loans and given guarantees to any other person or body corporate during the year ended March 31, 2021.

Particulars of Contracts or Arrangements with Related Parties

All contracts/ arrangements/ transactions entered by the Company during the year under review with related parties were in the ordinary course of business and are on an arm's length basis and are in compliance with the applicable provisions of the Act and the Listing Regulations. The particulars of such transactions with related parties have been disclosed at note no. 35 in the standalone financial statements as required under Ind AS 24- Related Party Disclosures and as specified under section 133 of the Act read with Rule 7 of the Companies (Accounts) Rules, 2014, as amended.

There were no materially significant Related Party Transactions made by the Company during the year that required shareholders' approval under Regulation 23 of the Listing Regulations or which may have a potential conflict with the interests of the Company during the financial year.

During the year, there were no contracts or arrangements or transactions entered into with the related parties other than at arm's length price. Accordingly, there were no transactions during the year ended March 31, 2021 required to be reported in Form AOC-2 of the Companies (Accounts) Rules, 2014.

The Company has adopted a Policy for dealing with the transactions with related parties in line with the provisions of the Act and Listing Regulations, which is available on the Company's website at <http://alphageoindia.com/Policies.htm>.

Corporate Social Responsibility (CSR)

In compliance with the provisions of Section 135 of the Companies Act, 2013, the Board has constituted a Corporate Social Responsibility Committee which monitors and oversees various CSR initiatives and activities of the Company. The composition of the Corporate Social Responsibility Committee is provided in the Corporate Governance Report, which forms part of this Annual Report.

The Company's CSR Policy is available on the website at <http://alphageoindia.com/Policies.htm>.

The Company is undertaking CSR initiatives in compliance with Schedule VII to the Act. During the year under review, the Company primarily extended its support to the projects in the areas of promoting education, enhancing vocational skills and promoting healthcare including preventive health care. The Annual Report on CSR activities undertaken during the financial year 2020-21, in terms of the requirements of the Companies (Corporate Social Responsibility Policy) Rules, 2014 is annexed as **Annexure-V** to this Report.

Reasons for not spending the amount earmarked for CSR Activities:

During the FY 2020-21, the Company ought to have spent ₹102.70 lakhs on CSR activities. The actual spent during the year was ₹32.97 lakhs. Despite best efforts, the Company has been unable to execute its identified projects/activities due to Covid-19 pandemic and lockdown.

Pursuant to the provisions of Section 135 of the Companies Act, 2013 read with the Companies (Corporate Social Responsibility Policy) Rules, 2014, the Company has deposited the unspent amount of ₹69.73 lakhs pertaining to the ongoing projects related to CSR, in a separate Bank account called "Unspent CSR Account". The amount transferred to the "Unspent CSR Account" will be spent in the specified manner within the prescribed timelines.

Report on Corporate Governance

Pursuant to Regulation 34 of the Listing Regulations, a report on Corporate Governance for the financial year 2020-21 forms an integral part of this Report. The requisite certificate from a Practicing Company Secretary confirming compliance with the mandatory requirements relating to corporate governance as stipulated under the Listing Regulations is attached to the report on Corporate Governance.

Management Discussion and Analysis Report

Management's Discussion and Analysis Report for the year under review, as stipulated under Regulation 34 of the Listing Regulations, is presented in a separate section, forming part of the Annual Report.

Risk Management

The Company continuously identifies the risks that it faces such as strategic, financial, liquidity, regulatory, legal and other risks and assesses and evaluates the same in line with the overall business objectives, functioning and growth of the Company.

The details of the risk management framework and issues related thereto have been explained in the Management Discussion and Analysis Report.

Internal Financial Controls and its Adequacy

The Company has in place an adequate internal financial control system with reference to financial statements and such internal financial controls are operating effectively and no deficiencies have been observed during the year under review.

The Company's internal control systems are well established and commensurate with the nature of its business and the size and complexity of its operations. The Audit Committee reviews the adequacy and effectiveness of the Company's internal control system.

Reporting of Frauds

There were no instances of frauds during the year under review, which required the Statutory Auditors to report to the Audit Committee and/or the Board under Section 143(12) of the Companies Act, 2013 and the rules made thereunder.

Whistle Blower/Vigil Mechanism

The Company has adopted a Whistle Blower Policy to provide a formal mechanism to the directors and employees to deal with the instances of unethical behaviour, actual or suspected fraud or violation of the Company's Code of Conduct or Ethics Policy. The Policy provides for adequate safeguards against victimisation of persons, who avail the mechanism and provides direct access to the Chairman of Audit Committee of the Board.

The Audit Committee periodically reviews the Whistle Blower Policy. It is affirmed that no personnel of the Company have been denied access to the Chairman of the Audit Committee. The Whistle Blower Policy has been posted on the Company's website at <http://www.alphageoindia.com/Policies.htm>.

Code of Conduct

A declaration regarding compliance with the code of conduct signed by the Company's Chairman and Managing Director is published in the Corporate Governance Report which forms part of the annual report.

Policy on Prevention, Prohibition and Redressal of Sexual Harassment at Workplace

The Company has a Policy for "Prevention and Prohibition of Sexual Harassment of Women at Workplace" in line with the requirements of the Sexual Harassment of Women at Workplace (Prevention, Prohibition and Redressal) Act, 2013 which aims to provide protection to employees at workplace with the objective of providing a safe working environment. The Company has constituted an Internal Complaints Committee to redress complaints regarding sexual harassment. During the year under review, the Company has not received any complaints pertaining to sexual harassment. The Policy is available on the Company's website at: <http://www.alphageoindia.com/Policies.htm>.

Extract of Annual Return

Pursuant to the provisions of Section 36 of the Companies (Amendment) Act, 2017 notified effective from July 31, 2018 read with Section 92(3) of the Companies Act 2013, the extract of the Annual Return in the prescribed form i.e. Form MGT-9 is placed on the Company's website at: <http://www.alphageoindia.com/Other Information.htm>.

Deposits

The Company has not accepted any deposits covered under Chapter V of Companies Act, 2013 and also any other deposit which is not in compliance with the requirements of Chapter V of the Companies Act, 2013.

Compliance with Secretarial Standards

During the year under review, the Company has complied with all the applicable Secretarial Standards issued by the Institute of Company Secretaries of India (ICSI).

Employees Stock Option Scheme

Stock option to Employees is being administered under the scheme titled "Alphageo ESOS 2008". Under this scheme, 2,35,067 stock options are available for granting to Employees and there are no enforceable stock options outstanding as on March 31, 2021.

Conservation of Energy, Technology Absorption, Foreign Exchange Earnings and Outgo

The information on Conservation of Energy, Technology Absorption and Foreign Exchange Earnings and Outgo stipulated under Section 134(3)(m) of the Companies Act, 2013 read with Rule 8(3) of the Companies (Accounts) Rules 2014 are provided below:

a. Conservation of Energy:	Not Applicable	
b. Technology Absorption:	Nil	
c. Foreign Exchange Earnings and Outgo:		
	2020-21	2019-20
	₹ in Lakhs	₹ in Lakhs
Foreign Exchange Earnings	Nil	Nil
Foreign Exchange Outgo:		
CIF Value of Imports	2821	1622
Expenditure in Foreign Currency	194	757

Significant and Material Orders passed by the Courts / Regulators

There are no significant and material orders passed during the year by the regulators, courts or tribunals impacting the going concern status of the Company and its operations in future.

Acknowledgment

We express our sincere appreciation and thank our valued shareholders, employees, clients, vendors, investors, bankers and other business associates for their co-operation and continued support to the Company.

We appreciate the sincere and dedicated services of every member of Alphageo family.

For **Alphageo (India) Limited**

Hyderabad

Dinesh Alla

June 25, 2021 Chairman and Managing Director

Form AOC-1

(Pursuant to first proviso to sub-section (3) of section 129 read with rule 5 of Companies
(Accounts) Rules, 2014)

Statement containing salient features of the Financial Statement of Subsidiaries
for the year ended March 31, 2021

(Amount in INR)

S. No.	Particulars	Alphageo International Limited, Dubai	Alphageo DMCC, Dubai	Alphageo Marine Services Private Ltd., India	Alphageo Offshore Services Private Ltd., India
1	The Date since when Subsidiary was acquired	June 10, 2010	January 30, 2011	October 25, 2017	April 26, 2018
2	Reporting currency	USD	USD	INR	INR
3	Exchange rate as on 31.03.2021	73.5047	73.5047	1	1
4	Share Capital	209344840	3986160	10,00,000	10,00,000
5	Reserves & Surplus	(1427682)	207091554	(6,44,659)	(1,46,168)
6	Total assets	208158180	212100826	3,86,804	8,73,832
7	Total liabilities	241022	1023112	31,463	20,000
8	Investments (Excluding Investment in Subsidiary)	NIL	NIL	NIL	NIL
9	Turnover	NIL	8648269	NIL	NIL
10	Profit/(Loss) before taxation	(459184)	(8373067)	(53,803)	(64,056)
11	Provision for taxation	NIL	899404	NIL	NIL
12	Profit/(Loss) after taxation	(459184)	(9272471)	(53,803)	(64,056)
13	Proposed dividend	NIL	NIL	NIL	NIL
14	% of Shareholding by Holding Company	100	100	74	70

Notes:

- Alphageo DMCC, Dubai is 100% owned Subsidiary of Alphageo International Limited and First Level Step down Subsidiary of Alphageo (India) Limited.
- Alphageo Marine Services Private Limited is an Indian subsidiary incorporated on October 25, 2017.
- Alphageo Offshore Services Private Limited (AOSPL) was incorporated as a wholly owned subsidiary on April 26, 2018. Subsequent to the execution of joint venture agreement on February 12, 2021, AOSPL became subsidiary and joint venture company effective from February 12, 2021.

For Alphageo (India) Limited

Hyderabad
June 25, 2021

Dinesh Alla
Chairman and Managing Director

Form No. MR-3 SECRETARIAL AUDIT REPORT

FOR THE FINANCIAL YEAR ENDED 31ST MARCH, 2021

[Pursuant to Section 204(1) of the Companies Act, 2013 and Rule No.9 of the Companies (Appointment and Remuneration of Managerial Personnel) Rules, 2014]

To

The Members,

ALPHAGEO (INDIA) LIMITED

We have conducted the Secretarial Audit of the compliance of applicable statutory provisions and the adherence to good corporate practices by **ALPHAGEO (INDIA) LIMITED** (hereinafter called the 'Company'). Secretarial Audit was conducted in accordance with the guidance note issued by the Institute of Company Secretaries of India and in a manner that provided us a reasonable basis for evaluating the corporate conducts/statutory compliances and expressing our opinion thereon.

Based on our verification of the Company's books, papers, minute books, forms and returns filed and other records maintained by the Company and also the information provided by the Company, its officers, agents and authorized representatives during the conduct of secretarial audit, we hereby report that in our opinion, the company has, during the audit period covering the financial year ended on March 31, 2021, complied with the statutory provisions listed hereunder and also that the Company has proper Board processes and compliance mechanism in place to the extent, in the manner and subject to the reporting made hereinafter.

We have examined the books, papers, minute books, forms and returns filed and other records

maintained by the Company for the financial year ended on March 31, 2021, according to the provisions of:

- (i) The Companies Act, 2013 (the Act) and the Rules made thereunder;
- (ii) The Securities Contracts (Regulation) Act, 1956 ('SCRA') and the Rules made thereunder;
- (iii) The Depositories Act, 1996 and the Regulations and Bye-laws framed thereunder;
- (iv) Foreign Exchange Management Act, 1999 and the rules and regulations made thereunder to the extent of Foreign Direct Investment, Overseas Direct Investment and External Commercial Borrowings;
- (v) The following Regulations and Guidelines prescribed under the Securities and Exchange Board of India Act, 1992 ('SEBI Act'):-
 - (a) The Securities and Exchange Board of India (Substantial Acquisition of Shares and Takeovers) Regulations, 2011;
 - (b) The Securities and Exchange Board of India (Prohibition of Insider Trading) Regulations, 1992 and 2015;

- (c) Securities and Exchange Board of India (Issue of Capital and Disclosure Requirements) Regulations, 2018;
 - (d) Securities and Exchange Board of India (Share Based Employee Benefits) Regulations, 2014;
 - (e) Securities and Exchange Board of India (Issue and Listing of Debt Securities) Regulations, 2008 - (Not applicable to the Company during the period of audit);
 - (f) Securities and Exchange Board of India (Registrars to an Issue and Share Transfer Agents) Regulations, 1993 regarding the Companies Act and dealing with client;
 - (g) Securities and Exchange Board of India (Delisting of Equity Shares) Regulations, 2009 - (Not applicable to the Company during the period of audit);
 - (h) Securities and Exchange Board of India (Buyback of Securities) Regulations, 2018; - (Not applicable to the Company during the period of audit);
 - (i) Securities and Exchange Board of India (Listing Obligations and Disclosure Requirements) Regulations, 2015;
 - (j) Securities and Exchange Board of India (Issue and Listing of Non-Convertible and Redeemable Preference Shares), Regulations, 2013- (Not applicable to the Company during the period of audit); and
 - (k) Securities and Exchange Board of India (Depositories and Participants) Regulations, 2018.
- (vi) As per the representations and explanations given by the Management and Officers of the Company, there are no industry specific laws applicable to the Company as the Company falls under service sector.

We have also examined compliance with the applicable clauses of the following:

- (i) Secretarial Standards issued by The Institute of Company Secretaries of India and notified under Companies Act, 2013.
- (ii) The Listing Agreements entered into by the Company with BSE Limited and National Stock Exchange of India Limited (NSE).

During the period under review, the Company has complied with the provisions of the Act, Rules, Regulations, Guidelines, Standards, etc. mentioned above except that the Company had intimated the revision in credit ratings received from CRISIL on 12th September, 2020, to the Stock Exchanges, on 23rd September, 2020.

We further report that

The Board of Directors of the Company is duly constituted with proper balance of Executive Directors, Non-Executive Directors and requisite number of independent directors. There are no changes in the composition of the Board of Directors during the period under review.

Adequate notice is given to all directors to schedule the Board Meetings, agenda and detailed notes on agenda were sent in advance and a system exists for seeking and obtaining further information and clarifications on the agenda items before the meeting and for meaningful participation at the meeting.

Majority decisions are carried through while the dissenting member's views, if any, are captured and recorded as part of the minutes.

We further report that there are adequate systems and processes in the company commensurate with the size and operations of the company to monitor and ensure compliance with applicable laws, rules, regulations and guidelines.

We further report that during the audit period

the company has no specific events / actions having a major bearing on the company's affairs in pursuance of the above referred laws, rules,

regulations, guidelines, standards, etc. referred to above.

Place: Hyderabad

Date: 25.06.2021

For D. Hanumanta Raju & Co
Company Secretaries

CS Shaik Razia

Partner

FCS: 7122, CP NO: 7824

UDIN: F007122C000512517

This report is to be read with our letter of even date which is annexed as **Annexure A** and forms an integral part of this report.

'Annexure A'

To

The Members,

ALPHAGEO (INDIA) LIMITED

Our report of even Date is to be read along with this letter.

1. Maintenance of secretarial record is the responsibility of the management of the company. Our responsibility is to express an opinion on these secretarial records based on our audit.
2. We have followed the audit practices and processes as were appropriate to obtain reasonable assurance about the correctness of the contents of the secretarial records. The verification was done on test basis to ensure that correct facts are reflected in secretarial records. We believe that the processes and practices, we followed, provide a reasonable basis for our opinion.
3. We have not verified the correctness and appropriateness of financial records and Books of Accounts of the Company.
4. Where ever required, we have obtained the Management Representation about the compliance of laws, rules and regulations and happening of events etc.
5. The compliance of the provisions of Corporate and other applicable laws, rules, regulations, standards is the responsibility of management. Our examination was limited to the verification of procedures on test basis.
6. The Secretarial Audit report is neither an assurance as to the future viability of the company nor of the efficacy or effectiveness and with which the management has conducted the affairs of the company.

Place: Hyderabad

Date: 25.06.2021

For D. Hanumanta Raju & Co
Company Secretaries

CS Shaik Razia

Partner

FCS: 7122, CP NO: 7824

UDIN: F007122C000512517

Information pursuant to Rule 5(1) of the Companies (Appointment and Remuneration of Managerial Personnel) Rules, 2014

1 Ratio of the remuneration of each director to the median remuneration of the employees of the Company for the financial year 2020-21

Name of the Executive Director(s)	Ratio to Median	% of increase in remuneration (Not Annualised)
Mr. Dinesh Alla	116.76 lakhs	Nil (Refer Note-1)*
Mrs. Savita Alla	98.49 lakhs	Nil (Refer Note-2)*

Note-1: The remuneration for the year 2019-20 and 2020-21 are as approved by the Members at 32nd Annual General Meeting and in accordance with the Companies Act, 2013.

Note-2: The remuneration for the year 2019-20 and 2020-21 are as approved by the Members of the Company at 31st Annual General Meeting and in accordance with the Companies Act, 2013.

2 Percentage increase in remuneration of Non-Executive Director(s) and Key Managerial Personnel:

	Ratio to Median	% of Increase (Not Annualised)	
Non-Executive Directors:			
Mr. Rajesh Alla, Non-Executive Director	Non-Executive Directors and Independent Directors were paid only Sitting Fees for attending meetings of the Board and Committees of the Board. Hence, Ratio to Median is not applicable.	Not Applicable	
Mr. Raju Mandapalli, Independent Director			
Mr. Mahendra Pratap, Independent Director			
Mr. Vinay Kumar Verma, Independent Director			
Key Managerial Personnel:			
Mr. Sesham Purushotham, Chief Financial Officer (Resigned effective from 7th August, 2020)	Not Applicable	Employment is for part of the period. Hence, percentage increase in remuneration is not provided.	
Mrs. Rohini Gade, Chief Financial Officer (Appointed w.e.f. 8th August, 2020)	Not Applicable		
Mrs. Deepa Dutta, Company Secretary	Not Applicable		--

-
- 3 **The percentage increase in median remuneration of employees in the FY 2020-21 : 3.47%**
-
- 4 **Number of Permanent Employees on the rolls of the Company during the FY 2020-21 : 169 Nos.**
-
- 5 **Average percentile increase already made in the Salaries of employees other than the managerial personnel in the last financial year and its comparison with the percentile increase in the managerial remuneration and justification thereof and point out if there are any exceptional circumstances for increase in the managerial remuneration:**
-
- During the FY 2020-21, the average percentage increase/(decrease) in salary of the Company's employees, other than managerial personnel was (10.98%).
-
- The increase/(decrease) in the employees' remuneration and managerial remuneration for FY 2020-21 is not comparable with FY 2019-20 since it was decided to moderate the remuneration of the employees and executive directors in view of the impact of Covid-19 on the Company.
-
- 6 **Affirmation that the remuneration is as per the Remuneration Policy of the Company:**
- It is hereby affirmed that the remuneration to Directors and Key Managerial Personnel for the year 2020-21 were as per the terms of the appointment and remuneration policy of the Company.
-

For Alphageo (India) Limited

Hyderabad
June 25, 2021

Dinesh Alla
Chairman and Managing Director

Information pursuant to Rule 5(2) and 5(3) of the Companies (Appointment and Remuneration of Managerial Personnel) Rules, 2014

S. No.	Name	Age (Yr)	Qualification	Designation	Date of Commencement of Employment	Experience (yrs)	Gross Remuneration (Crores) FY 2020-21	Last Employment
Employed throughout the year:								
1	Mr. Dinesh Alla	56	M. Sc. (Hons) Mathematics, Masters in Management Studies	Chairman & Managing Director	21/08/1991	29	1.16	--
2	Mrs. Savita Alla	53	Masters in Management Studies	Joint Managing Director	26/09/2014	21	0.98	IIC Technologies Pvt Ltd
3	Mr. Thomas Ajewole Olanrewaju	52	B. Sc. (Hon) Applied Geophysics	Chief Seismologist	08/08/2016	24	0.33	Petronas Carigali SDN. BHD.
4	Mr. Anthony Raymond Cheshire	68	BE. (Hons) Electrical & Electronic Engineering	VP – Technical Services	30/09/2016	45	0.30	Seismic Consultants Group Pty. Ltd
5	Mr. Balaji Sundararajan	57	B.E. (Hons) Mechanical, M. Sc. (Hons) Mathematics	Senior Vice President-Operations	01/08/2000	32	0.27	Hindustan Dorr Oliver Ltd
6	Mr. Ravi Kumar Bhogadhi	44	B.Sc – Physics	Chief Observer	13/03/2006	18	0.18	Sify Technologies Ltd
7	Mr. Rahul Chawla	46	M. Tech - Applied Geophysics	Party Chief	16/07/2013	20	0.17	Asian Oilfield Services Ltd
8	Mr. K V S Srinivas	39	B.Sc – Electronics	Chief Observer	19/03/2006	16	0.17	Sairam Agency
9	Mr. Sachindra Singh	49	M. Tech (Geophysics)	Chief Seismologist	01/06/1997	23	0.17	--
10	Mr. Biram Vijay Kumar	40	M.Sc Geophysics	Senior Seismologist	17/09/2007	14	0.16	--
Employed for a part of the year:								
11	Mrs. Rohini Gade	39	B.Com, ACA	Chief Financial Officer	08/08/2020	12	0.15	Navayuga Engineering Company Ltd

Notes:

- Gross Remuneration includes salary, allowances, company contribution to provident fund, commission and other benefits.
- Mr. Dinesh Alla, Chairman and Managing Director and Mrs. Savita Alla, Joint Managing Director are related to each other.
- No other employee mentioned above is related to any Director of the Company.
- Mr. Anthony Raymond Cheshire and Mr. Thomas Ajewole Olanrewaju appointments are contractual.

For Alpageo (India) Limited

Hyderabad

June 25, 2021

Dinesh Alla

Chairman and Managing Director

Annual Report on Corporate Social Responsibility (CSR) Activities for the year 2020-21

(1) Brief outline on Corporate Social Responsibility (CSR) Policy of the Company:

The Company has adopted its CSR Policy to ensure that the Company operates its business in an economically, socially and environmentally sustainable manner by enhancing the quality and economic wellbeing of the society in fulfillment of its role as a socially responsible corporate.

(2) Composition of CSR Committee:

S. No.	Name of Director	Designation/ Nature of Directorship	Number of meetings of CSR Committee held during the year	Number of meetings of CSR Committee attended during the year
1.	Dinesh Alla – Chairman	Executive Director	3	3
2.	Savita Alla – Member	Executive Director	3	2
3.	Raju Mandapalli – Member	Independent Director	3	3

(3) Provide the web-link where Composition of CSR committee, CSR Policy and CSR projects approved by the Board are disclosed on the website of the company:

- Composition of CSR committee: http://alphageoindia.com/board_of_directors.htm
- CSR Policy: <http://alphageoindia.com/Policies.htm>
- CSR Projects: <http://alphageoindia.com/Others.htm>

(4) Provide the details of Impact assessment of CSR projects carried out in pursuance of sub-rule (3) of rule 8 of the Companies (Corporate Social responsibility Policy) Rules, 2014, if applicable:

Not Applicable

(5) Details of the amount available for set off in pursuance of sub-rule (3) of rule 7 of the Companies (Corporate Social responsibility Policy) Rules, 2014 and amount required for set off for the financial year, if any:

S. No.	Financial Year	Amount available for set-off from preceding financial years (in ₹)	Amount required to be set off for the financial year, if any (in ₹)
1	2017-18	-	-
2	2018-19	-	-
3	2019-20	-	-
Total:		-	-

(6) Average net profit of the Company as per section 135(5) of the Act: ₹51,34,94,329

(7)	(a)	Two percent of average net profit of the company as per section 135(5) of the Act	₹1,02,69,887
	(b)	Surplus arising out of the CSR projects or programmes or activities of the previous financial years	-
	(c)	Amount required to be set off for the financial year, if any	-
	(d)	Total CSR obligation for the financial year ended March 31, 2021 (7a+7b-7c)	₹1,02,69,887

(8) (a) CSR amount spent or unspent for the financial year ended March 31, 2021:

Total Amount Spent for the Financial Year	Amount Unspent (in ₹)				
	Total Amount transferred to Unspent CSR Account as per section 135(6)		Amount transferred to any fund specified under Schedule VII as per second proviso to section 135(5)		
	Amount	Date of transfer	Name of the Fund	Amount	Date of transfer
₹32,97,400	₹69,72,600	27.04.2021	NA	-	NA

(b) Details of CSR amount spent against ongoing projects for the financial year:

Refer Annexure V(A)

(c) Details of CSR amount spent against other than ongoing projects for the financial year:

Refer Annexure V(A)

- (d) Amount spent in Administrative Overheads : Nil**
- (e) Amount spent on Impact Assessment, if applicable : NA**
- (f) Total amount spent for the Financial Year (8b+8c+8d+8e) : ₹32,97,400**
- (g) Excess amount for set off, if any**

S. No.	Particulars	Amount (in ₹)
(i)	Two percent of average net profit of the company as per section 135(5)	1,02,69,887
(ii)	Total amount spent for the financial year	32,97,400
(iii)	Excess amount spent for the financial year [(ii)-(i)]	-
(iv)	Surplus arising out of the CSR projects or programmes or activities of the previous financial years, if any	-
(v)	Amount available for set off in succeeding financial years [(iii)-(iv)]	-

(9) (a) Details of Unspent CSR amount for the preceding three financial years:

S. No.	Preceding Financial Year	Amount transferred to Unspent CSR Account under section 135(6) (in ₹)	Amount spent in the reporting Financial Year (in ₹)	Amount transferred to any fund specified under Schedule VII as per section 135(6), if any			Amount remaining to be spent in succeeding financial years (in ₹)
				Name of the Fund	Amount (in ₹)	Date of transfer	
1	-	-	-	-	-	-	-
2	-	-	-	-	-	-	-
3	-	-	-	-	-	-	-
Total:							

(b) Details of CSR amount spent in the financial year for ongoing projects of the preceding financial year(s): Not Applicable

(1)	(2)	(3)	(4)	(5)	(6)	(7)	(8)	(9)
S. No.	Project ID	Name of the Project	Financial Year in which the project was commenced	Project duration	Total amount allocated for the project (in ₹)	Amount spent on the project in the reporting Financial Year (in ₹)	Cumulative amount spent at the end of reporting Financial Year (in ₹)	Status of the project -Completed/ Ongoing
1								
2								
3								
Total:								

(10) In case of creation or acquisition of capital asset, furnish the details relating to the asset so created or acquired through CSR spent in the financial year (asset-wise details): Not Applicable

(a)	Date of creation or acquisition of the capital asset(s)	NA
(b)	Amount of CSR spent for creation or acquisition of capital asset	NA
(c)	Details of the entity or public authority or beneficiary under whose name such capital asset is registered, their address etc.	NA
(d)	Provide details of the capital asset(s) created or acquired (including complete address and location of the capital asset)	NA

(11) Specify the reason(s), if the company has failed to spend two per cent of the average net profit as per section 135(5):

Due to Covid-19 pandemic and lockdown, the CSR activities and projects as planned could not be completed. However, the Company has deposited the unspent amount pertaining to the ongoing projects related to CSR, in a separate Bank account.

For **Alphageo (India) Limited**

Dinesh Alla

Chairman and Managing Director

Chairman – CSR Committee

Date: June 25, 2021

Place: Hyderabad

Details of CSR amount spent against ongoing projects for the financial year 2020-21

(1) S. No.	(2) Name of the Project	(3) Item from the list of activities in Schedule VII to the Companies Act, 2013 ('the Act')	(4) Local area (Yes/No)	(5) Location of the project		(6) Project duration	(7) Amount allocated for the project (in ₹)	(8) Amount spent in the current financial year (in ₹)	(9) Amount transferred to Unspent CSR Account for the project as per Section 135(6) (in ₹)	(10) Mode of Implementation - Direct (Yes/No)	(11) Mode of Implementation - Through Implementing Agency	
				State	District						Name	CSR Registration No.
1	Promoting education, employment enhancing skills among differently abled people	Activity covered under (ii) as per Schedule VII of the Act i.e. Livelihood programs for youth & people with disability	Yes	Telangana	Hyderabad	3 years	9,00,000	3,00,000	6,00,000	No	Youth 4 Jobs Foundation, Hyderabad	CSR00002046
2	Extending medical care/ support to infants/ babies in orphanages	Activity covered under (i) as per Schedule VII of the Act i.e. Promoting health care	Yes	Telangana	Hyderabad	4 years	18,00,000	5,00,000	13,00,000	No	Advocates for Babies in Crisis, Hyderabad	CSR000003517
3	Supporting Girl Child for Education through Nani Kali Program	Activity covered under (ii) as per Schedule VII of the Act i.e. Promoting education	Yes	Andhra Pradesh	Visakhapatnam	4 years	24,00,000	5,81,400	18,18,600	No	Nani Kali Project - a Joint programme of KC Mahindra Education Trust, Mumbai and Nani Kali Foundation	CSR00000511
4	Healthcare/ Preventive healthcare	Activity covered under (i) as per Schedule VII of Act i.e. Promoting health care	NA	Spent on the projects for containing Covid-19 pandemic undertaken by the implementing agency across the country		2 years	4,00,000	2,00,000	2,00,000	No	Save the Children (Bal Raksha Bharat), Bangalore	CSR00000065
5	Support to Panchayat level Libraries at Sepahijala Dist. Tripura	Activity covered under (ii) as per Schedule VII of the Act i.e. Promoting education	Undertaken at the project site of the company	Tripura	Sepahijala Dist.	2 years	15,70,000	5,16,000	10,54,000	Yes	-	-
6	Supporting Education of Girl Child	Activity covered under (ii) as per Schedule VII of the Act i.e. Promoting education	No	Uttar Pradesh	Sambhal, Agra, Moradabad & Jhansi	3 years	24,00,000	4,00,000	20,00,000	No	Milaan Foundation, New Delhi	CSR000003616
Total:							94,70,000	24,97,400	69,72,600			

Details of CSR amount spent against other than ongoing projects for the financial year 2020-21

S. No.	Name of the Project	Item from the list of activities in Schedule VII to the Act	Local area (Yes/No)	Location of the project		Amount spent for the project (in ₹)	Mode of implementation- Direct (Yes/No)	Mode of implementation -Through implementing agency	
				State	District			Name	CSR Registration No.
1	Contribution for relief during Covid-19 Pandemic	Activity covered under (viii) as per Schedule VII of the Companies Act, 2013	Undertaken at the project site of the company	Assam	Jorhat	8,00,000	No	Office of Deputy Commissioner, Jorhat	-
Total:						8,00,000			

For **Alphageo (India) Limited**

Dinesh Alla

Chairman and Managing Director
Chairman – CSR Committee

Date: June 25, 2021

Place: Hyderabad



Report on Corporate Governance

1. Company's Philosophy on Code of Governance

The Company's principles of Corporate Governance are based on ethical conduct of business, transparency in the form of disclosures and a commitment for building long term sustainable relationships with relevant stakeholders. The Company ensures transparency in all dealings and in the functioning of the Management and the Board. The presence of strong Board with adequate composition of Independent Directors ensures the good corporate governance and enhances the reputation of the Company.

The Company is committed to sound corporate governance principles and practice and constantly strives to adopt emerging best corporate governance practices. Through its various codes and policies, the Company ensures application of the best management practices, compliance with the applicable laws and conduct of business in ethical and well governed manner which ensures profitable and responsible growth for creating a long term value to the stakeholders.

The Company complies with the requirements stipulated under Regulation 17 to 27 and 46 read with Schedule V and clauses (b) to (i) of sub-regulation (2) of Regulation 46 of Securities and Exchange Board of India (Listing

Obligations and Disclosure Requirements) Regulations, 2015 (the "Listing Regulations" or "SEBI LODR").

A report on compliance with corporate governance principles as prescribed under SEBI LODR is given below.

2. Board of Directors

The Board of Directors of the Company represents the blend of professionalism, knowledge and experience in diverse areas which enable them to contribute effectively and provide effective leadership to the business of the Company. The Board has a fiduciary relationship in ensuring that the rights of all stakeholders are protected.

As on March 31, 2021, the Board of Directors comprised Six (6) directors, out of which Two (2) are Executive Directors and Four (4) are Non-Executive Directors, which includes Three (3) Independent Directors.

Mr. Dinesh Alla, Chairman and Managing Director, Mrs. Savita Alla, Joint Managing Director and Mr. Rajesh Alla, Director are related to each other. Except these directors, all other directors of the Company are unrelated to each other.

None of the Directors of the Company is restrained/ debarred from holding the office of director pursuant to any of order of the SEBI.

Composition of the Board

The Board of Directors of the Company is well comprised of Executive and Non-executive Directors with half of the Board of the Company comprising Independent Directors. During the year 2020-21, the Board consists of six directors comprising two Executive directors, one Non-executive director and three Independent directors.

Changes in the composition of Board

- Mr. Mahendra Pratap was appointed as an Additional Director on Board of the Company under Independent category with effect from October 17, 2019. His appointment as an Independent Director has been ratified by the Members of the

Company in 33rd Annual General Meeting held on Sept 28, 2020. Mr. Mahendra Pratap has wide experience and a deep knowledge of all the facets of exploration with emphasis on seismic technology.

- Mr. Vinay Kumar Verma was appointed as an Additional Director on Board of the Company under Independent category with effect from February 7, 2020. His appointment as an Independent Director has been ratified by the Members of the Company in 33rd Annual General Meeting held on Sept 28, 2020. Mr. Vinay Kumar Verma has specialisation in the fields of strategic and policy planning, risk management and resource management.

Category of Directors and Directorships and Committee Memberships

The details of Directorships and Committee Memberships of the Directors as on March 31, 2021 are given below:

Name of the Director and Designation	Category	Number of Directorships in Public Companies [incl. Alphageo (India) Limited]	Number of Committee Positions held in public companies [incl. Alphageo (India) Limited]*	
			Member	Chairperson
Mr. Dinesh Alla Chairman and Managing Director	Promoter Executive	1	1	-
Mrs. Savita Alla Joint Managing Director	Executive	1	1	-
Mr. Rajesh Alla Director	Non-Executive and Non-Independent	1	2	1
Mr. Raju Mandapalli Director	Non-Executive and Independent	1	2	1
Mr. Mahendra Pratap Director	Non-Executive and Independent	1	1	-
Mr. Vinay Kumar Verma Director	Non-Executive and Independent	2	1	-

* Committees considered are Audit Committee and Stakeholders' Relationship Committee, including that of Alphageo (India) Limited.

None of the Directors is a Member of committee of more than ten committees or acting as a Chairperson of more than five committees across all the listed companies in which they are directors, including this Company as prescribed under Regulation 26 of SEBI (LODR) Regulations, 2015.

Every Director intimates the Company of his shareholding in the Company as well as directorships in other Companies in the prescribed forms on an annual basis and also the subsequent changes, if any.

Details of skills / expertise / competence of the Board of Directors.

S. No.	Name of Director(s)	Existing Skills / expertise / competence
1	Mr. Dinesh Alla	Entrepreneurship, Business strategy, Industrial affairs (Seismic industry), Leadership
2	Mrs. Savita Alla	Human Resources, HSE Practices, Manpower Deployment and General Corporate Management
3	Mr. Rajesh Alla	Information Technology, Artificial Intelligence and Robotics
4	Mr. Raju Mandapalli	Investigative Research and Strategy
5	Mr. Mahendra Pratap	Industrial affairs (Seismic industry), Planning and execution of exploration projects and contract management
6	Mr. Vinay Kumar Verma	Finance, Investment Banking, General Management

Board Meetings and Attendance of Directors

During the financial year 2020-21, Four (4) meetings of the Board were held with the presence of necessary quorum in all the meetings. The details of Board meetings held are given below:

Date of meeting	Board strength	No. of directors present
June 29, 2020	6	6
August 7, 2020	6	6
October 23, 2020	6	6
January 28, 2021	6	5

The Board met at least once in every calendar quarter and the gap between two meetings did not exceed one hundred and twenty days. The information as required under Part A of Schedule II of Regulation 17(7) of the Listing Regulations has been made available to the Board.

Board meetings are convened by giving appropriate notice to the Directors and the

detailed agenda and notes to agenda along with the supporting documents are circulated to the Directors well in advance to facilitate meaningful and focused discussions at the meeting. Where it is not practicable to attach any document to the agenda, it is tabled before the meeting with specific reference to this effect in the agenda. In case of business exigencies or urgency of matters, resolutions are passed by circulation.

During the year under review, all the meetings of the Board of Directors and the committees thereof were held through Video Conferencing ("VC")/ other Audio- Visual Means ("OAVM") in pursuance of the Notification issued by Ministry of Corporate Affairs (MCA) dated December 30, 2020 and the provisions of the Companies (Meetings of Board and its Powers) Rules, 2014.

The intimation and outcome of every Board Meeting of the Company are given to the Stock Exchanges (NSE and BSE).

The details of attendance of the Directors

at the Board Meetings held during the year under review and at the 33rd Annual General Meeting held on September 28, 2020 is as given here under:

Name of the Director	No. of Board Meetings		Whether attended last AGM
	Held	Attended	
Mr. Dinesh Alla	4	4	Yes
Mrs. Savita Alla	4	3	Yes
Mr. Rajesh Alla	4	4	Yes
Mr. Raju Mandapalli	4	4	Yes
Mr. Mahendra Pratap	4	4	Yes
Mr. Vinay Kumar Verma	4	4	Yes

3. Independent Directors

The Company believes that the presence of Independent Directors on the Board ensures the process of decision making of the Board is unbiased and the interests of the stakeholders are best safeguarded. The Independent Directors of the Company have been appointed in terms of the requirements of the Companies Act, 2013 ("Act") and Listing Regulations. The maximum tenure of independent directors is in compliance with the Companies Act, 2013.

No Independent Director has resigned from the Directorship of the Company before the expiry of their term of appointment during the financial year ended March 31, 2021.

Declaration by Independent Directors

The Company has received declarations from the Independent Directors confirming that they meet the criteria of independence laid down in Section 149(6) of the Act read with Schedule IV and Rules made thereunder and under Regulation 16(1)(b) of the Listing Regulations. The Board is of the opinion that

the Independent Directors fulfill the criteria of independence as specified in the Act and the Listing Regulations.

Meeting of Independent Directors

In terms of the provisions of Schedule IV of the Act read with Regulation 25 of SEBI (LODR) Regulations, 2015, a separate meeting of Independent Directors of the Company was held on October 23, 2020 without the presence of Non-Independent Directors. At the said meeting, the Independent Directors inter alia, discussed matters pertaining to review of performance of Non Independent Directors and the Board as a whole, reviewed performance of the Chairman of the Company after taking into account the views of the Executive and Non-Executive Directors, assessed the quality, quantity and timeliness of flow of information between the Company's management and the Board. The meeting was attended by all independent directors.

Familiarisation Programme for Independent Directors

The Company familiarizes its Independent Directors with their roles, rights, responsibilities in the Company, nature of the industry in which the Company operates, business operations, etc. at the time of their joining. At the time of appointment of independent director, the Company issues a formal letter of appointment outlining his/her role, functions, duties and responsibilities. Further, the Independent Directors were also regularly apprised of all regulatory and policy changes. The familiarization programme for Independent Directors is disclosed on the Company's website at <http://www.alphageoindia.com/Others.htm>

4. Committees of the Board of Directors

The Committees of the Board are set up under the formal approval of the Board with distinct

role, accountability and authority to focus and deal with specific areas / activities of the Company. The Committees are constituted keeping in view of the statutory requirement of the composition of directors in the committees.

The Board has currently constituted the following statutory and non-statutory Committees:

- (a) Audit Committee;
- (b) Stakeholders' Relationship Committee;
- (c) Nomination and Remuneration Committee;
- (d) Corporate Social Responsibility Committee; and
- (e) Finance Committee.

The Company's guidelines relating to Board meetings are applicable to Committee meetings as far as practicable. The tentative date of the Board and Committee meetings was circulated to directors well in advance to facilitate them to plan their schedule. The Committees can request special invitees to join the meeting as appropriate.

All the decisions and recommendations of the Committees were placed before the Board for their approval. During the year under review, there were no instances where recommendations of the Committees were not accepted by the Board. The minutes of the meetings of the Committees were placed before the Board for review.

The brief description of terms of reference, composition, meetings and attendance of the Committees during the financial year 2020-21 are provided below:

Audit Committee

The Audit Committee has been constituted under the provisions of the Companies Act, 2013 and Listing Regulations to discharge such duties and functions generally indicated under Regulation 18 of the Listing Regulations, Section 177 of the Act and such other functions as may be specifically assigned to it by the Board from time to time. The primary objective of the Audit Committee is to monitor and supervise the management's financial reporting process with a view to ensure accurate and timely disclosures, transparency integrity and quality of financial reporting.

The Audit Committee oversees the work carried out by management, statutory auditors and internal auditors, in relation to the financial reporting process and also has the power to investigate any activity within its terms of reference, to seek information from any employee, to obtain outside legal or other professional advice and to secure attendance of outsiders with relevant expertise, if it considers necessary.

Composition, Meetings and Attendance

The Audit Committee of the Company is constituted in accordance with the provisions of Section 177 of the Act and Regulation 18 of the Listing Regulations. All the members of the Committee are financially literate and possess sound knowledge of accounts, audit, governance and legal matters. The Company Secretary of the Company acts as Secretary to the Audit Committee.

The composition of the Audit Committee and particulars of meetings attended by the members of the Audit Committee during the financial year ended March 31, 2021 are given below:

S. No.	Name of the members	Category	Designation	No. of meetings	
				Held	Attended
1	Mr. Raju Mandapalli	Independent director	Chairman	4	4
2	Mr. Rajesh Alla	Non-executive director	Member	4	4
3	Mr. Mahendra Pratap	Independent director	Member	4	4
4	Mr. Vinay Kumar Verma	Independent director	Member	4	4

As on March 31, 2021, the composition of the Audit Committee is in conformity with Section 177 of the Act and Regulation 18 of Listing Regulations.

During the year, the Committee met four (4) times on June 29, 2020, August 7, 2020, October 23, 2020, and January 28, 2021 with the presence of necessary quorum in all the meetings. The Audit Committee meetings were also attended by the partner/representatives of Statutory Auditors and Internal Auditors. Mr. Raju Mandapalli, Chairman of the Audit Committee was present at the 33rd Annual General Meeting of the Company held on September 28, 2020. The Chief Financial Officer/ representative of Statutory Auditors make periodic presentation at the meetings of Audit Committee.

The terms of reference of the Audit Committee covers all the areas mentioned under Section 177(4) of the Act and Regulation 18 read with Part C of Schedule II to the Listing Regulations. The terms of reference of the Audit Committee, inter-alia is as follows:

- Overseeing of the Company's financial reporting process and disclosure of its financial information to ensure that the financial statements are correct, sufficient and credible;
- Recommendation for appointment, remuneration and terms of appointment of auditors of the Company;
- Approval of payment to statutory auditors for any other services rendered to the Company;
- Reviewing, with the management, the annual financial statements and auditor's report thereon before submission to the board for approval, with particular reference to:
 - Matters required to be included in the directors' responsibility statement to be included in the board's report in terms of clause (c) of sub-section (3) of Section 134 of the Companies Act, 2013;
 - Changes, if any, in accounting policies and practices and reasons for the same;
 - Major accounting entries involving estimates based on the exercise of judgment by management;
 - Significant adjustments made in the financial statements arising out of audit findings;
 - Compliance with listing and other legal requirements relating to financial statements;
 - Disclosure of related party transactions;
 - Qualification in the draft audit report;
- Reviewing, with the management, the quarterly financial statements before submission to the board for approval and auditors' report thereon;
- Reviewing, with the management, the statement of uses/ application of funds raised through an issue (public issue, rights issue, preferential issue, etc.), the statement of funds utilized for purposes other than those stated

in the offer document / prospectus / notice and the report submitted by the monitoring agency monitoring the utilisation of proceeds of a public or rights issue, and making appropriate recommendations to the board to take up steps in this matter;

7. Reviewing and monitoring the auditor's independence and performance, and effectiveness of audit process;
8. Approval or any subsequent modification of transactions with related parties;
9. Scrutiny of inter-corporate loans and investments;
10. Valuation of undertakings or assets of the Company, wherever it is necessary;
11. Evaluation of internal financial controls and risk management systems;
12. Reviewing, with the management, performance of statutory and internal auditors, adequacy of the internal control systems;
13. Reviewing the adequacy of internal audit function, if any, including the structure of the internal audit department, staffing and seniority of the official heading the department, reporting structure coverage and frequency of internal audit;
14. Discussion with internal auditors of any significant findings and follow up there on;
15. Reviewing the findings of any internal investigations by the internal auditors into matters where there is suspected fraud or irregularity or a failure of internal control systems of a material nature and reporting the matter to the board;
16. Discussion with statutory auditors before the audit commences, about the nature and scope of audit as well as post-audit discussion to ascertain any area of concern;

17. To look into the reasons for substantial defaults in the payment to the depositors, debenture holders, shareholders (in case of non-payment of declared dividends) and creditors;

18. To review the functioning of the whistle blower mechanism;

19. Approval of appointment of chief financial officer after assessing the qualifications, experience and back ground, etc. of the candidate;

20. Carrying out any other function as is mentioned in the terms of reference of the audit committee.

The Audit Committee shall also mandatorily review:

1. Management discussion and analysis of financial condition and results of operations;
2. Statement of significant related party transactions submitted by the management;
3. Letters of internal control weakness issued by the statutory auditors;
4. Internal audit reports pertaining to internal control weakness;
5. The appointment, removal and terms of remuneration of the chief internal auditor; and
6. Statement of deviations:
 - quarterly statement of deviation(s) including report of monitoring agency, if applicable, submitted to stock exchange(s) in terms of Regulation 32(1) of Listing Regulations;
 - annual statement of funds utilized for purposes other than those stated in the offer document/ prospectus/notice in terms of Regulation 32(7) of Listing Regulations.

Nomination and Remuneration Committee

The composition and terms of reference of the Nomination and Remuneration Committee are in compliance with the provisions of Section 178 of the Act and Regulation 19 of the Listing Regulations.

The Nomination and Remuneration Committee has been vested with the authority to, inter alia, recommends nominations of Directors on the Board and decides on

remuneration packages to the executive directors, and recommends the appointment/reappointment and remuneration of the key managerial personnel and senior managerial personnel. The Committee also evaluates the performance of Executive Directors, Non-Executive Directors and Independent Directors on yearly basis and submits its report to the Board through its Chairman. The Company Secretary acts as the Secretary to the Nomination and Remuneration Committee.

Composition, meetings and attendance

The composition of the Nomination and Remuneration Committee and particulars of meetings attended by the members of the Committee during the financial year ended March 31, 2021 are given below:

S. No.	Name of the members	Category	Designation	No. of meetings	
				Held	Attended
1	Mr. Raju Mandapalli	Independent director	Chairman	2	2
2	Mr. Dinesh Alla	Executive director	Member	2	2
3	Mr. Rajesh Alla	Non-executive director	Member	2	2
4	Mr. Mahendra Pratap	Independent director	Member	2	2
5	Mr. Vinay Kumar Verma	Independent director	Member	2	2

As on March 31, 2021, the composition of the Committee is in conformity with section 178 of the Act and Regulation 19 of the Listing Regulations.

During the financial year 2020-21, the Committee met two (2) times on August 7, 2020 and October 23, 2020 with the presence of necessary quorum in all the meetings. Mr. Raju Mandapalli, Chairman of the Committee was present at the 33rd Annual General Meeting of the Company held on September 28, 2020.

The terms of reference of the Nomination and Remuneration Committee are in compliance with Section 178 of the Act and Part D of Schedule II of the Listing Regulations, as enumerated below:

1. Formulation of the criteria for determining qualifications, positive attributes and independence of a director and recommend to the board of directors a policy relating to, the remuneration of the directors, key managerial personnel and other employees;
2. Formulation of criteria for evaluation of performance of independent directors and the board of directors;
3. Devising a policy on diversity of board of directors;
4. Identifying persons who are qualified to become directors and who may be appointed in senior management in accordance with the criteria laid down,

and recommend to the board of directors their appointment and removal;

5. Whether to extend or continue the term of appointment of the independent director, on the basis of the report of performance evaluation of independent directors;
6. To formulate remuneration policy ensuring that (i) the level and composition of remuneration is reasonable and sufficient to attract, retain and motivate directors of the quality required to operate the company successfully (ii) relationship of remuneration to performance is clear and meets appropriate performance benchmark; and (iii) remuneration to directors, key managerial personnel and senior management involves a balance between fixed and incentive pay reflecting short and long term performance objectives appropriate to the working of the company and its goals;
7. To administer, monitor and formulate the plan, terms and conditions of Employee Stock Option Scheme titled "Alphageo ESOS 2008", allotment of shares pursuant to exercise of options granted in terms of the Scheme to employees of the Company and also to the employees of subsidiary companies.

Performance Evaluation

Pursuant to the provisions of the Companies Act, 2013 and the applicable provisions of the Listing Regulations, the Annual Performance Evaluation was carried out for the financial year 2020-21 by the Board in respect of its own performance, the working of its Committees and the directors individually through a

structured questionnaire encompassing upon various areas that provide an insight and feedback into the functioning of the Board, its Committees, individual directors and areas of development. The performance evaluation of the Independent Directors was carried out by the entire Board. The reports received by the Company from the Directors, evaluating and assessing the performance of all individual directors were reviewed by the Nomination and Remuneration Committee and the Independent Directors in their separate meeting. The feedback obtained from the interventions was discussed in detail and, where required, independent and collective action points for improvement were put in place. The Directors expressed their satisfaction with the evaluation process.

Remuneration Policy

The Company has a well defined policy for appointment and remuneration of directors, key managerial personnel and other employees which aims to retain, motivate and promote talent and ensures long term sustainability of talented managerial persons. The Nomination and Remuneration Policy of the Company provides a framework based on which our Human Resources Management aligns their recruitment plans for the strategic growth of the Company. The Policy is disclosed on the website of the Company at <http://www.alphageoindia.com/Policies.htm>.

Remuneration to Non-executive Directors:

Independent Directors and Non-Independent Non-Executive Directors are paid sitting fees for attending the meetings of the Board and Audit Committee within regulatory limits, as approved by the Board. The Company also

reimburses the commuting and other out of pocket expenses incurred for attending meetings.

The details of remuneration paid to the Directors along with their shareholding in the company during the year 2020-21:

i) Non-executive Director(s):

Name	Sitting Fees (₹)	No. of shares held as on 31.03.2021
Mr. Rajesh Alla	1,80,000	1,26,567
Mr. Raju Mandapalli	1,80,000	Nil
Mr. Mahendra Pratap	1,80,000	Nil
Mr. Vinay Kumar Verma	1,80,000	Nil

There were no pecuniary transactions with any of the Non-Executive Directors during the year, except payment of remuneration.

Remuneration to Executive Directors:

The Executive directors/ Whole-time directors of the Company are paid the remuneration as recommended by the Nomination and Remuneration Committee, and further approved by the Board of Directors and Shareholders. The remuneration paid consists of fixed salary and allowances on monthly basis and commission based on profits of the Company calculated in terms of Section 197 of the Act.

ii) Executive Director(s):

(Amounts in INR)

Name	Salary	Perquisites	Commissions	Contribution to P.F.	Total
Mr. Dinesh Alla	36,00,000	1,60,968	75,42,487	3,72,600	1,16,76,055
Mrs. Savita Alla	21,00,000	-	75,42,487	2,07,000	98,49,487

Stakeholders' Relationship Committee

The composition and terms of reference of Stakeholders' Relationship Committee is in line with the requirements of Section 178 of the Act and Regulation 20 of the Listing Regulations. The Stakeholders' Relationship Committee has been constituted to specifically look into the matters of investors' grievances such as transfer and transmission of securities, dematerialization/ re-materialization of securities, issue of duplicate share certificates, non-receipt of dividends and such other grievances as may be raised by the investors from time to time. The Committee also oversees the performance of the Registrar and Share Transfer Agent and recommends measures for overall quality improvement of investor services.

Composition, meetings and attendance

The Stakeholders' Relationship Committee comprises of one Non-executive director, one Independent director and two Executive directors and headed by Mr. Rajesh Alla, Non-executive director. The Company Secretary acts as the Secretary to the Stakeholders' Relationship Committee.

During the financial year 2020-21, the Committee met four (4) times on June 29, 2020, August 7, 2020, October 23, 2020, and January 28, 2021. The composition of the Stakeholders' Relationship Committee and the details of the meetings attended by its members during the financial year ended March 31, 2021 are as under:

S. No.	Name of the members	Category	Designation	No. of meetings	
				Held	Attended
1	Mr. Rajesh Alla	Non-executive director	Chairman	4	4
2	Mr. Dinesh Alla	Executive director	Member	4	4
3	Mrs. Savita Alla	Executive director	Member	4	3
4	Mr. Raju Mandapalli	Independent Director	Member	4	4

As on March 31, 2021, the composition of the Committee is in conformity with section 178 of the Act and Regulation 20 of the Listing Regulations.

Compliance Officer

Ms. Deepa Dutta, Company Secretary of the Company is the Compliance Officer for complying with requirements of SEBI Regulations

Investor Grievance Redressal

The quarterly statement on investors' complaint received and disposed of is submitted with stock exchanges within 21 days from the end of each quarter and the statement filed is also placed before the subsequent meeting of Stakeholders' Relationship Committee and Board of Directors. There is no investors' complaint / request pending as on March 31, 2021.

Investors' grievances/ complaints received during the financial year 2020-21:

No. of complaints unresolved at the beginning of the year	Nil
No. of complaints received	1
No. of complaints resolved to the satisfaction of shareholder	1
No. of complaints not resolved to the satisfaction of shareholder	Nil
No. of pending complaints as on March 31, 2021	Nil

Corporate Social Responsibility Committee

The Corporate Social Responsibility Committee has been constituted in compliance with the requirements of Section 135 of the Act with the prime responsibility to assist the Board in discharging its social responsibilities by way of formulating, monitoring and implementing the framework in line with the Corporate Social Responsibility Policy of the Company. The Company's Policy on Corporate Social Responsibility is available on the Company's website on the web link: <http://www.alphageoindia.com/Policies.htm>.

The Committee oversees the activities / functioning relating to identifying the areas of CSR activities, programs, execution of initiatives, reporting the progress and making appropriate disclosures as per the policy. During the financial year 2020-21, the focus areas for Company's CSR activities

were healthcare, education, in particular girl education and empowerment and livelihood programmes for youth and people with disability. The Annual Report on CSR activities undertaken during the year under review forms part of the Directors' Report.

Composition, meetings and attendance

The Committee comprises of two Executive directors and one Independent director and headed by an Executive director. The Company Secretary of the Company acts as the Secretary to the CSR Committee.

During the financial year 2020-21, the meetings of CSR Committee were held on June 29, 2020, October 23, 2020 and January 28, 2021. The composition of the CSR Committee and the details of the meetings attended by its members during the financial year ended March 31, 2021 are as under:

S. No.	Name of the members	Category	Designation	No. of meetings	
				Held	Attended
1	Mr. Dinesh Alla	Executive director	Chairman	3	3
2	Mrs. Savita Alla	Executive director	Member	3	2
3	Mr. Raju Mandapalli	Independent director	Member	3	3

As on March 31, 2021, the composition and terms of reference of the Committee are in line with the provisions of Section 135 of the Act.

Finance Committee

The Finance Committee (formerly known as Securities Issue Committee) has been constituted with the primary objective to deal with issue of securities of the Company from time to time to strengthen the Company's financial position and net worth by augmenting the long term resources and to enhance the competitiveness and financial ability to meet financial needs of the company

at the respective times. The scope and terms and reference of the Committee have further been amended to authorise the Committee for the execution of transactions related to banks/financial institutions and other activities related thereto.

The main terms of reference of the Committee include the following and incidental thereto:

(A) Terms of reference in relation to the issue of securities of the Company:

- (i) To administer the authority granted/to be granted for issuing Securities of the

Company in pursuance of the Members approval accorded at present or in future;

- (ii) To issue Securities of the Company of such nature and in the manner in compliance with applicable provisions of the Companies Act, SEBI (ICDR) Regulations, Foreign Exchange Management Act and other applicable provisions, rules and regulations from time to time;
- (iii) To authorise or appoint any of the Members of the Committee or Officers of the Company to do any of the relevant act for this purpose;
- (iv) To determine the utilisation of the funds raised through issue of Securities from time to time;
- (v) To appoint any professional, attorney or advocate, consultant at such remuneration as the Committee think fit from time to time.

(B) Terms of reference in relation to banking transactions and other financial matters:

- (i) To borrow money/ avail loans or credit facilities from banks/financial institutions/non-banking finance companies/others in pursuance of the Members approval accorded at the Extra Ordinary General Meeting held on 22nd December 2015;
- (ii) To execute loan documents and security documents and provide security whether by way of pledge (power of attorneys thereto) or otherwise, give guarantees including performance guarantees, corporate guarantees, counter guarantees, etc. and to do all other acts, deeds and things as may be required in respect

of credit facilities availed/ being availed by the company;

- (iii) To provide authorizations for entering into and executing the agreements, deeds and documents of what so ever nature in relation to company's project/general business purposes/ any other purposes mentioned herein above;
- (iv) To open and close of banking accounts, change authorizations to operate the accounts and all other matters what so ever nature in the normal course of business of the Company;
- (v) To settle all questions, difficulties or doubts that may arise in regard to availing of credit facilities and provide authorizations as it may, in its absolute discretion deem fit;
- (vi) To authorise affixation of Common Seal of the Company for the above said purposes;
- (vii) To authorize Directors/ Officials of the Company to sign, execute and submit necessary documents, forms, undertakings, Letter of Authorizations etc. to the banks/financial institutions or any other in connection with the aforesaid matters.

Composition, meetings and attendance

The Finance Committee comprises of two Executive directors, a Non-executive director and an Independent director and is headed by an Executive director. The Company Secretary of the Company acts as Secretary of the Committee. No meetings were held during the financial year 2020-21.

The composition of the Finance Committee as on March 31, 2021 is as under:

S. No.	Name of the members	Category	Designation	No. of meetings	
				Held	Attended
1	Mr. Dinesh Alla	Executive director	Chairman	--	--
2	Mrs. Savita Alla	Executive director	Member	--	--
3	Mr. Rajesh Alla	Non-executive director	Member	--	--
4	Mr. Raju Mandapalli	Independent director	Member	--	--

5. Unclaimed Dividend of the previous years

Section 124 of the Companies Act, 2013 read with Investor Education and Protection Fund Authority (Accounting, Audit, Transfer and Refund) Rules, 2016 ('the Rules') mandates the Companies to transfer dividend that has remained unpaid/unclaimed for a period of seven years in the unpaid dividend account to the Investor Education and Protection Fund (IEPF). Accordingly, the dividend for the years mentioned below will be transferred to IEPF on the respective dates, if the dividend remains unclaimed for seven years.

Financial Year	Date of Declaration of Dividend	Last Date of Claiming the Dividend	Unclaimed amount as on 31.03.2021 (₹)	Due date for transfer to Investor Education and Protection Fund (IEPF)
2013-14	26.09.2014	31.10.2021	3,17,680	30.11.2021
2014-15	28.09.2015	02.11.2022	3,03,210	01.12.2022
2015-16	29.09.2016	03.11.2023	2,97,858	02.12.2023
2016-17	29.09.2017	03.11.2024	5,87,208	02.12.2024
2017-18	14.09.2018	19.10.2025	5,46,432	18.11.2025
2018-19	30.09.2019	04.11.2026	4,63,560	03.12.2026
2019-20	06.03.2020	11.04.2027	8,12,096	10.05.2027
Interim Dividend				

The details of the unpaid/ unclaimed dividend lying with the Company are available on the website of the Company at the web link, <http://alphageoindia.com/Unclaimed%20Dividends.htm>.

6. Insider Trading Regulations

In accordance with the SEBI (Prohibition of Insider Trading) Regulations, 2015, the Board of Directors of the Company has adopted a comprehensive Code of Conduct for Prevention of Insider Trading in the Company's Shares for its directors, officers, designated employees and other connected persons who are expected to have access to unpublished price sensitive information relating to the

Company. A detailed report on the matters related to insider trading code is submitted to the Chairman of Audit Committee on a quarterly basis. The Company Secretary of the Company is designated as the Compliance Officer for the purpose of this regulation. The Company's Code of Conduct is available on the website of the Company at the web link http://www.alphageoindia.com/corporate_governance.htm.

7. Risk Management

The Company ensures the sound risk management practices which covers identification of various risks impacting the Company, assessment and evaluation of the same in line with overall business objectives and mitigating actions to systematically address the identified risk on continuing basis. The Company's policy on risk management is discussed in Management Discussion and Analysis Report.

8. Reconciliation of share capital audit

An audit is conducted on a quarterly basis by M/s D. Hanumanta Raju & Co., Company Secretaries in Practice, in terms of Regulation 76 of SEBI (Depositories and Participants) Regulations, 2018 to reconcile the total admitted equity share capital with the Depositories (NSDL and CDSL) and the total issued and listed equity share capital. The Reconciliation of Share Capital Audit Report confirms that the total issued/paid-up capital is in agreement with the aggregate of the total number of shares in physical form and the total number of shares in dematerialized form held with Depositories and also further confirms that the requests for dematerialization of shares are processed by the Registrar and Transfer Agent within stipulated period of 21 days and uploaded with the concerned depositories. A copy of the report is submitted by the Company to the Stock Exchanges (NSE and BSE) on a quarterly basis within the prescribed time limit.

9. Code of Conduct

The Company has laid down a "Code of Conduct" for the Directors, Key Managerial Personnel and the Senior Management Personnel. The Company's Code of Conduct is a comprehensive code that lays down in detail, the standards of business conduct, ethics and

strict governance norms for the Board and senior management personnel. In compliance of Regulation 26(3) of Listing Regulations, all the Directors and Senior Managerial Personnel of the Company have affirmed compliance of code of conduct as on March 31, 2021. The Company has obtained declaration from the Chairman and Managing Director of the Company confirming compliance of the Code of Conduct.

This Code is also available on the website of the Company at www.alphageoindia.com/corporate_governance.htm.

Declaration of compliance of the Code of Conduct in terms of Schedule V of SEBI (LODR) Regulations, 2015 is given hereunder:

In terms of Schedule V of SEBI (LODR) Regulation, 2015, I, Dinesh Alla, Chairman and Managing Director of the Company hereby confirm that:

- The Board of Directors of Alphageo (India) Limited has laid down a Code of Conduct for all the Board members and senior managerial personnel of the Company. The said Code of Conduct has also been posted on the Corporate Governance page of the Company's website www.alphageoindia.com.
- All the Board members and senior managerial personnel have affirmed their compliance with the said Code of Conduct for the year ended March 31, 2021.

For Alphageo (India) Limited

Hyderabad
June 25, 2021

Dinesh Alla
Chairman and Managing Director

10. Means of Communication

The Company emphasizes on continuous, efficient and relevant communication to public at large and regularly interacts with its members through multiple channels of communication viz. through its annual report, general meeting, newspapers and disclosures through website.

Website: The Company's website www.alphageoindia.com contains a separate section 'Investor Relations' where the information related to meetings of Board and shareholders, periodic financial results, annual reports, presentations made to institutional investors or to the analysts and other shareholders information are available.

Newspaper Publications: The information related to board meetings, periodic financial results, notices to shareholders and other information as required to be published under the Act and Listing Regulations are published in widely circulated newspapers namely Business Standard (English daily) and Nava Telangana (Telugu daily).

Disclosures to Stock Exchanges: The Company informs BSE Limited (BSE) and National Stock Exchange of India limited (NSE) all information as required under the Listing Regulations through their web-based applications i.e. BSE Listing Centre and NSE's Electronic Application Processing System (NEAPS) respectively. All periodical reports such as shareholding pattern, corporate governance report, financial results, etc., price sensitive information and such other matters which in the opinion of the Board are material and of relevance to the shareholders are filed electronically with the stock exchanges.

Annual Report: The annual report containing, inter alia, audited financial statements, Director's report, Auditor's report, corporate

governance report and other important information is circulated to the members of the Company.

11. Other Disclosures

(a) Related Party Transactions

During the year ended March 31, 2021, all transactions entered into by the Company with related parties as defined under the Act and the Listing Regulations were in the ordinary course of business and on arm's length pricing basis. The statement of transactions with related parties is placed before the Audit Committee and the Board of Directors for review. Necessary disclosures as required under the Accounting Standards have been made in the Financial Statements. During the year under review, there were no materially significant related party transactions, which could have potential conflict with the interest of Company.

The Company has formulated a policy on dealing with related party transactions and for determining the materiality of such transactions and the same is disclosed on the website of the Company at <http://www.alphageoindia.com/Policies.htm>.

(b) Compliance with the requirements of SEBI/ Stock Exchanges and Statutory Authorities

During the financial year 2020-21, the Company had received notices from the stock exchanges for non-compliance/delayed compliance of the corporate governance requirements as stipulated in Regulation 17 of SEBI (LODR) Regulations, 2015. The fine imposed by the stock exchanges was duly paid by the Company with a clarification of delayed compliance of above said regulation. The notices received and fine imposed by the stock exchanges were pertaining to the financial year 2019-20.

Further, during the financial year 2020-21, the Company has received notice from the National Stock Exchange (NSE) regarding delayed intimation of the revision in credit ratings received from CRISIL. The Company provided a clarification to the NSE for the said delayed compliance.

Except the above, there were no instances of non-compliance or levying penalty on the Company for non-compliance either by SEBI, Stock Exchange or any statutory authority during the last three years. The report on the legal compliance is periodically reviewed by the Board.

(c) Whistle Blower Policy and Vigil Mechanism

The Company has adopted a Whistle Blower Policy and has established necessary Vigil Mechanism as required under Regulation 22 of the Listing Regulations for directors and employees to report their genuine concerns or grievances about unethical behaviour, actual or suspected fraud or violation of the Company's code of conduct or ethics policy. The Policy ensures that strict confidentiality is maintained whilst dealing with concerns and also that no discrimination will be meted out to any person for a genuinely raised concern. The Policy allows the whistle blower direct access to the Chairman of the Audit Committee and it is affirmed that no person has been denied access to the Chairman of the Audit Committee. The Audit Committee periodically reviews the functioning of whistle blower mechanism. The Whistle Blower Policy has been disclosed on the website of the Company at <http://www.alphageoindia.com/Policies.htm>.

(d) Subsidiary Companies

The Company has adopted a policy for determining "Material Subsidiary" in terms of Regulation 16(c) of SEBI (LODR) Regulations,

2015, which can be viewed on the Company's website at <http://www.alphageoindia.com/Policies.htm>.

The Company has two Indian subsidiary companies namely Alphageo Marine Services Private Limited and Alphageo Offshore Services Private Limited and a foreign subsidiary namely Alphageo International Limited, Dubai. Out of these, Alphageo International Limited, Dubai is a material subsidiary as defined under Regulation 16 of the SEBI (LODR) Regulations, 2015.

The Audit Committee periodically reviews the financial statements of the subsidiary companies, including the investments made by the subsidiaries and the statement containing all significant transactions entered into by them. Minutes of the Board meetings of the subsidiary companies are also reviewed periodically by the Company's Board.

(e) Details of Compliance with Mandatory and Discretionary requirements

Mandatory Requirements

As on March 31, 2021, the Company is in compliance with all mandatory requirements of corporate governance as prescribed in the Listing Regulations. The Board of Directors periodically reviews the compliance of all applicable laws and steps taken by the Company to rectify the instances of non compliance, if any.

Discretionary Requirements

The Company has fulfilled the following discretionary requirements as provided in the Listing Regulations:

(i) Shareholders rights

Quarterly and half yearly results are being displayed on the Company's website www.alphageoindia.com. The

same are also being submitted to the Stock Exchanges and published in widely circulated newspapers.

(ii) Reporting of Internal Auditor

The Internal Auditor directly reports to the Audit Committee of the Board.

(f) Recommendation of the Committees of the Company

There has been no such incidence where the Board has not accepted the recommendation of the Committees of the Company during the year under review.

(g) Director seeking reappointment

Particulars of directors seeking appointment/re-appointment at the ensuing Annual General Meeting have been provided in the Notice of the Annual General Meeting.

(h) Disclosure of Accounting Treatment

The financial statements of the Company have been prepared in accordance with the Indian Accounting Standards (Ind AS) notified under Section 133 of the Act, the Companies (Indian Accounting Standards) Rules, 2015 and other relevant provisions of the Act.

(i) Details of fees paid to the Statutory Auditors

The details of fees paid to M/s. Majeti & Co. Statutory Auditors of the Company during the financial year ended March 31, 2021 are given below:

Payment to Statutory Auditors	FY 2020-21 (In ₹)
Statutory Audit Fees	8,00,000
Quarterly Audit Fees	4,50,000
Certification Fees	40,000
Reimbursement of expenses	11,100
Total	13,01,100

(j) Commodity Price Risk or Foreign Exchange Risk and Hedging Activities

The operations of the Company do not envisage any Commodity Price Risk or material Foreign Exchange Risk.

(k) Proceeds from Public/ Right/ Preferential Issue

The Company has not raised any funds from the public or through rights or preferential issue during the financial year ended March 31, 2021.

(l) Disclosure in relation to the Sexual Harassment of Women at Workplace (Prevention, Prohibition and Redressal) Act, 2013

a. Number of complaints filed during the financial year	Nil
b. Number of complaints disposed of during the financial year	Nil
c. Number of complaints pending as at end of the financial year	Nil

(m) Shares in Demat suspense/ Unclaimed suspense accounts

There are no shares lying in the demat suspense account or unclaimed suspense account.

(n) Certificate by Managing Director and Chief Financial Officer

The Chairman and Managing Director and the Chief Financial Officer of the Company have certified to the Board regarding compliance of matters specified in Regulation 17(8) read with Part B of Schedule II of the Listing Regulations. The said Certificate is annexed to this Report.

(o) Certificate of Non-disqualification of Directors

A Certificate from M/s. D. Hanumanta Raju & Co., Company Secretaries in Practice has been obtained certifying that none of the Directors on the Board of the Company have been debarred or disqualified from being appointed or continuing as directors by the SEBI/ Ministry of Corporate Affairs or any such statutory authority as on March 31, 2021. The Certificate is annexed to this Report.

(p) Certificate on Corporate Governance

The Certificate on Corporate Governance as stipulated under Para E of Schedule V SEBI (Listing Obligations and Disclosure Requirements) Regulations, 2015 issued by M/s D. Hanumanta Raju & Co., Company Secretaries in Practice confirming compliance with the conditions of corporate governance is attached to this Report.

12. General Body Meetings

(a) Annual General Meetings:

The location, dates and times where last three Annual General Meetings of the Company were held and the special resolutions passed therein are as under:

AGM	Financial Year	Date and Time of AGM	Venue	Special resolutions passed
31st AGM	2017-18	14.09.2018 at 11.00 AM	Sundarayya Vignana	-NIL-
32nd AGM	2018-19	30.09.2019 at 11.00 AM	Kendram, Baghlingampally, Hyderabad – 500044	a. Approval of remuneration of Mr. Dinesh Alla, Chairman & Managing Director of the Company for the remaining period of 2 years of his tenure
33rd AGM	2019-20	28.09.2020 at 11.00 AM	Meeting held through Video Conferencing (“VC”)/ other Audio- Visual Means (“OAVM”)	-NIL-

(b) Special Resolutions passed through Postal Ballot:

There were no resolutions passed by way of postal ballot during the year under review. Further, no special resolution is proposed to be conducted through postal ballot as on date.

(c) Extraordinary General Meeting:

No Extraordinary General Meeting of members of the Company was held during the year under review.

13. General Shareholder Information

I. Annual General Meeting for the financial year 2020-21

a. Date and Venue of the meeting	
Date	: September 29, 2021
Time	: 11.00 A.M.
Venue	: The Company is conducting AGM through VC/OAVM pursuant to the MCA Circular No. 2/2021 dt. January 13, 2021 read with Circular dt. May 5, 2020 and as such there is no requirement to have a venue for the AGM. For details, please refer to the Notice of this AGM.
Financial Year	: April 1, 2020 to March 31, 2021
b. Book closure dates : From September 23, 2021 to September 29, 2021 (both days inclusive)	
c. Dividend Payment : The final dividend, if declared at the 34th AGM, shall be paid /credited on or before October 25, 2021.	

II. Tentative Calendar for financial year ending March 31, 2022

The tentative dates of meeting of Board of Directors for consideration of quarterly financial results for the financial year ending March 31, 2022 are as follows:

Financial Results for the first quarter ending June 30, 2021	Within 45 days from the end of quarter
Financial Results for the second quarter ending September 30, 2021	Within 45 days from the end of quarter
Financial Results for the third quarter ending December 31, 2021	Within 45 days from the end of quarter
Financial Results for the fourth quarter and year ending March 31, 2022	Within 60 days from March 31, 2022
Annual General Meeting for the year ending March 31, 2022	On or before September 30, 2022

III. Listing Details

Name and Address of the Stock Exchange	Stock Code/ Symbol
BSE Limited Phiroze Jeejeebhoy Towers, Dalal Street Mumbai – 400 001	526397
National Stock Exchange of India Limited Exchange Plaza, C-1, Block G, Bandra Kurla Complex, Bandra (E) Mumbai – 400 051	ALPHAGEO

ISIN: INE137C01018

IV. Listing Fees and Custody fees

The Company has paid Annual Listing Fees for the financial year 2021-22 to National Stock Exchange of India Limited (NSE) and BSE Limited (BSE); and Annual Custody Fees for the financial year 2021-22 to National Securities Depository Limited (NSDL) and Central Depository Services (India) Limited (CDSL).

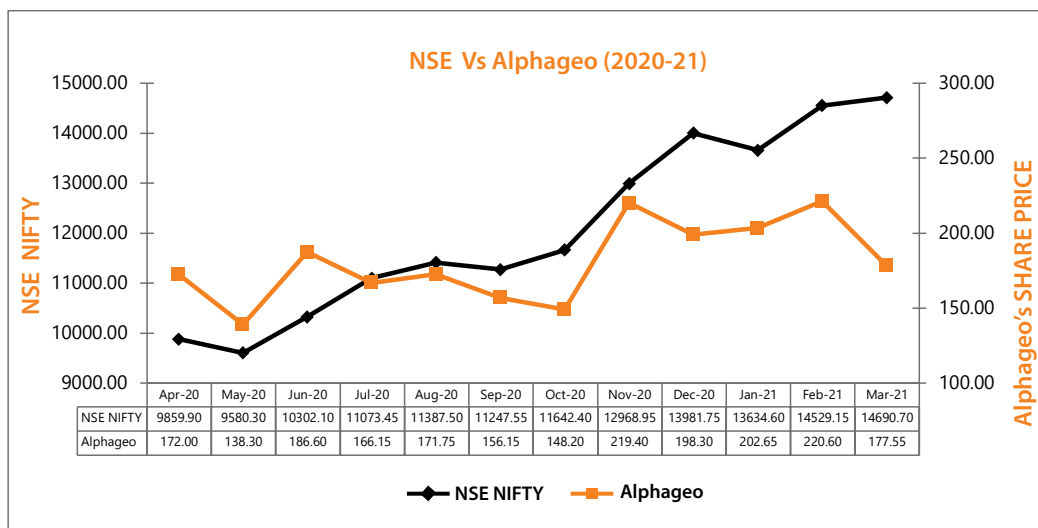
V. Stock Market Data

Monthly high, low quotations and trading volumes of the Company's equity shares during the financial year 2020-21 at BSE and NSE are as given below:

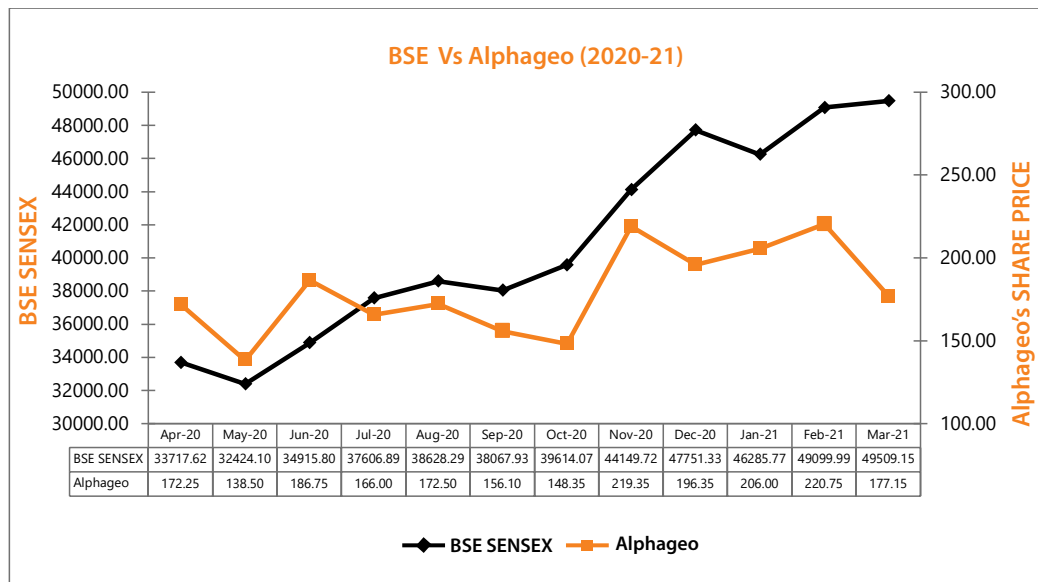
Month	NSE			BSE		
	High (₹)	Low (₹)	Volume of shares traded	High (₹)	Low (₹)	Volume of shares traded
Apr-2020	209.7	104.95	10,53,170	210	111.65	98,404
May-2020	169.5	132	2,77,063	173	130.55	26,792
Jun-2020	228.7	139.05	34,39,041	229	141.05	3,55,049
Jul-2020	192.1	163.35	5,32,163	195	164	90,881
Aug-2020	195	157.35	8,31,286	192.9	162.75	1,20,558
Sep-2020	174.7	146.05	1,97,293	175	147.5	42,290
Oct-2020	177.55	144	2,26,539	176.9	146.55	31,175
Nov-2020	247.5	142.85	49,65,164	250	142.15	5,66,727
Dec-2020	224	185.1	4,39,509	226.4	187	99,239
Jan-2021	208.1	176.4	1,91,157	208.9	177.2	51,999
Feb-2021	235.4	197.3	7,52,906	235.65	197.15	1,13,778
Mar-2021	228	175	3,51,594	226	175.05	63,479

VI. Performance of the Company's Equity Shares (closing share price) in comparison to BSE SENSEX and NSE NIFTY during the financial year 2020-21:

Comparison of Company's share price with NSE NIFTY



Comparison of Company's share price with BSE SENSEX



The securities of the Company are not suspended from trading during the financial year ended March 31, 2021.

VII. Registrar and Share Transfer Agent

M/s. KFin Technologies Private Limited is the Registrar and Share Transfer Agent of the Company. Any request pertaining to investor relations may be addressed to the following address:

M/s. KFin Technologies Private Limited
 (Formerly known as Karvy Fintech Private Limited)
 Selenium Tower B, Plot Nos. 31 & 32, Gachibowli,
 Financial District, Nanakramguda, Hyderabad-500032
 Toll Free No. 1800-309-4001
 E-mail: einward.ris@kfintech.com
 Website: www.kfintech.com; www.ris.kfintech.com

VIII. Share Transfer System

As per directives issued by SEBI, securities can be transferred only in dematerialized form w.e.f. April 1, 2019, except in case of request received for transmission or transposition of securities. Members holding shares in physical form are requested to consider converting their holdings to dematerialized form. Transfers of equity shares in electronic form are processed and approved by the Depositories with no involvement of the Company.

The Company obtains a half-yearly certificate from a Company Secretary in Practice with respect to the share transfer formalities as required under Regulation 40(9) of Listing Regulations and files a copy of the said certificate with the stock exchanges.

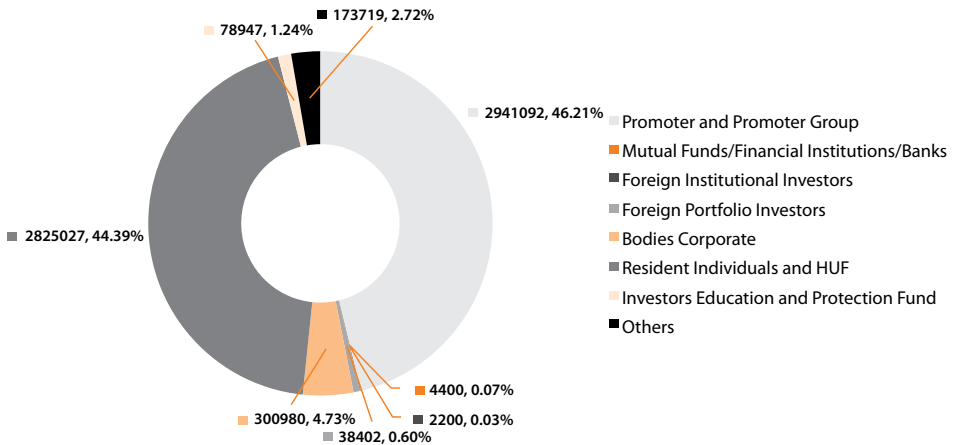
IX. Distribution of Shareholding as on March 31, 2021

Nominal Value (₹)	Shareholders		No. of Shares	
	Number	%	Number	%
1-5000	15,788	94.3	12,95,342	20.35
5001-10000	528	3.15	4,16,227	6.54
10001-20000	240	1.43	3,55,597	5.59
20001-30000	70	0.42	1,72,518	2.71
30001-40000	36	0.22	1,29,922	2.04
40001-50000	20	0.12	91,459	1.44
50001-100000	25	0.15	1,94,422	3.05
100001 & Above	36	0.22	37,09,280	58.28
Total	16,743	100	63,64,767	100

X. Shareholding Pattern as on March 31, 2021

S. No.	Category	No. of Shareholders	No. of shares held	% to Equity
1	Promoter and Promoter Group:-			
i	Indian	13	26,74,910	42.03
ii	Foreign	3	2,66,182	4.18
		16	29,41,092	46.21
2	Mutual Funds/ Financial Institutions/ Banks:-			
i	Mutual Funds	4	4,400	0.07
3	Foreign Institutional Investors	1	2,200	0.03
4	Foreign Portfolio Investors	1	38,402	0.60
5	Bodies Corporate	101	3,00,980	4.73
6	Resident Individuals and HUF	16203	28,25,027	44.39
7	Investors Education and Protection Fund	1	78,947	1.24
8	Others:-			
i	Clearing Members	47	25,687	0.40
ii	Non-Resident Indians	367	1,35,912	2.13
iii	Trusts	1	8,120	0.13
iv	NBFC	1	4,000	0.06
		416	1,73,719	2.72
Total		16743	63,64,767	100

Shareholding Pattern as on March 31, 2021

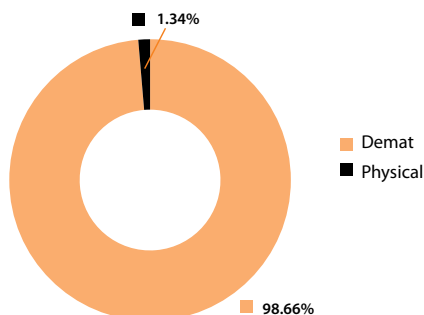


XI. De-materialisation of Shares and Liquidity and Shareholding Profile as on March 31, 2021

As on March 31, 2021, 62,79,529 equity shares representing 98.66% of the total equity share capital of the Company were held in dematerialised form with National Securities Depository Limited (73.73%) and Central Depository Services (India) Limited (24.93%). The break-up of equity shares held in Physical and Dematerialised form as on March 31, 2021 is given below:

Mode of Holding	No of Holders	Shares	% to Equity
Demat:			
NSDL	8310	46,92,856	73.73
CDSL	7837	15,86,673	24.93
Total	16147	62,79,529	98.66
Physical	596	85,238	1.34
Total	16743	63,64,767	100.00

Shareholding Profile as on March 31, 2021



XII. Outstanding GDRs/ADRs/Warrants or any Convertible Instruments

The Company has not issued any Global Depository Receipts or American Depository Receipts. There are no warrants or any convertible instruments outstanding as on March 31, 2021.

XIII. Credit Ratings

CRISIL has placed its ratings on the bank facilities of the Company as given below:

Date of the CRISIL Letter	Long Term Rating	Short Term Rating
April 21, 2020	CRISIL BBB+/Stable	CRISIL A2
August 19, 2020	CRISIL BBB+/Negative	CRISIL A2

XIV. Address for Correspondence

Contact Person	Corporate Office Address	Contact Details
Ms. Deepa Dutta Company Secretary & Compliance Officer	Alphageo (India) Limited Plot No. 1, Sagar Society, Road No. 2, Banjara Hills Hyderabad – 500034	Ph: 040-23550502/23550503, Fax: 040-23550238 E-mail: info@alphageoindia.com Website: www.alphageoindia.com

For **Alphageo (India) Limited**

Date: June 25, 2021

Place: Hyderabad

Dinesh Alla

Chairman and Managing Director

Certificate

To

The Members of

ALPHAGEO (INDIA) LIMITED

We have examined the compliance of conditions of Corporate Governance by **ALPHAGEO (INDIA) LIMITED** ("the Company"), for the year ended on March 31, 2021, as stipulated in Regulation 15(2) of Securities and Exchange Board of India (Listing Obligations and Disclosure Requirements) Regulations, 2015 [Listing Regulations] for the period 1st April, 2020 to 31st March, 2021.

The compliance of conditions of Corporate Governance is the responsibility of the Management. Our examination was limited to procedures and implementation thereof, adopted by the Company for ensuring the compliance of the conditions of Corporate Governance. It is neither an audit nor an expression of opinion on the Financial Statements of the Company.

In our opinion and to the best of our information and according to the explanations given to us by the Directors, officers and the management, we certify that the Company has complied with the conditions of Corporate Governance as stipulated in the above mentioned Listing Regulations.

We further state that such compliance is neither an assurance as to the future viability of the Company nor the efficiency or effectiveness with which the Management has conducted the affairs of the Company.

For D. Hanumanta Raju & Co
Company Secretaries

CS Shaik Razia
Partner

FCS: 7122, CP NO: 7824
UDIN: F007122C000512541

Place: Hyderabad
Date: 25.06.2021

Certificate of Non-Disqualification of Directors

[Pursuant to Regulation 34(3) and Schedule V Para C clause (10)(i) of the SEBI (Listing Obligations and Disclosure Requirements) Regulations, 2015]

To

The Members of

ALPHAGEO (INDIA) LIMITED

802, Babukhan Estate, Basheerbagh,

Hyderabad – 500 001

We have examined the relevant registers, records, forms, returns and disclosures received from the Directors of **ALPHAGEO (INDIA) LIMITED** having CIN: L74210TG1987PLC007580 and having registered office at 802, Babukhan Estate, Basheerbagh, Hyderabad – 500 001 (hereinafter referred to as 'the Company'), produced before us by the Company for the purpose of issuing this Certificate, in accordance with Regulation 34(3) read with Schedule V Para-C Sub Clause 10(i) of the Securities Exchange Board of India (Listing Obligations and Disclosure Requirements) Regulations, 2015.

In our opinion and to the best of our information and according to the verifications (including Directors Identification Number (DIN) status at the portal, www.mca.gov.in) as considered necessary and explanations furnished to us by the Company & its officers, we hereby certify that none of the Directors on the Board of the Company as stated below for the Financial Year ending on 31st March, 2021 have been debarred or disqualified from being appointed or continuing as Directors of Companies by the Securities and Exchange Board of India, Ministry of Corporate Affairs, or any such other Statutory Authority.

Sr. No	Name of Director	DIN	Date of Appointment in Company
1.	Mr. Dinesh Alla	01843423	21/08/1991
2.	Mrs. Savita Alla	00887071	29/05/2014
3.	Mr. Rajesh Alla	01657395	30/09/1992
4.	Mr. Raju Mandapalli	08014543	04/12/2017
5.	Mr. Mahendra Pratap	08591443	17/10/2019
6.	Mr. Vinay Kumar Verma	07603237	07/02/2020

Ensuring the eligibility for the appointment / continuity of every Director on the Board is the responsibility of the management of the Company. Our responsibility is only to express an opinion on this as per our verification. This certificate is neither an assurance as to the future viability of the Company nor of the efficiency or effectiveness with which the management has conducted the affairs of the Company.

For **D. Hanumanta Raju & Co**
Company Secretaries

CS Shaik Razia
Partner

FCS: 7122, CP NO: 7824

UDIN: F007122C000512539

Place: Hyderabad

Date: 25.06.2021

Certification of Managing Director and Chief Financial Officer

[Pursuant to Regulation 17(8) of the SEBI (Listing Obligations and Disclosure Requirements) Regulations, 2015]

We, Dinesh Alla, Chairman and Managing Director and Rohini Gade, Chief Financial Officer, to the best of our knowledge and belief, certify that:

- (a) We have reviewed the Audited Financial Statements of the Company and of the Group for the year ended March 31, 2021 and these statements:
 - i. do not contain any materially untrue statement or omit of any material fact or contain statements that might be misleading;
 - ii. present a true and fair view of the Company's affairs and are in compliance with existing accounting standards, applicable laws and regulations.
- (b) There are no transactions entered into by the company during the year which are fraudulent, illegal or violative of the company's code of conduct.
- (c) We accept responsibility for establishing and maintaining internal controls for financial reporting and that we have evaluated the effectiveness of internal control systems of the company pertaining to financial reporting and have disclosed to the auditors and the Audit Committee, deficiencies in the design or operation of such internal controls, if any, of which they are aware and the steps we have taken or propose to take to rectify these deficiencies;
- (d) We have indicated to the auditors and the Audit Committee
 - i. significant changes in internal control over financial reporting during the year;
 - ii. significant changes in accounting policies if any, made during the year and that the same have been disclosed in the notes to the financial statements; and
 - iii. instances, if any, of significant fraud of which we become aware about the involvement therein of the management or an employee having a significant role in the company's internal control system over financial reporting.

Hyderabad
June 25, 2021

Dinesh Alla
Chairman and Managing Director

Rohini Gade
Chief Financial Officer



Independent' Auditor's Report

To

The Members of

ALPHAGEO (INDIA) LIMITED

Report on the Audit of the Standalone Financial Statements

Qualified Opinion

We have audited the accompanying standalone financial statements of **ALPHAGEO (INDIA) LIMITED** ("the Company"), which comprise the Balance Sheet as at March 31, 2021, and the Statement of Profit and Loss (including Other Comprehensive Income), the Statement of Cash Flows and the Statement of Changes in Equity for the year then ended, and a summary of significant accounting policies and other explanatory information.

In our opinion and to the best of our information and according to the explanations given to us, except for the possible effects of the matter described in the Basis for Qualified Opinion section below, the aforesaid standalone financial statements give the information required by the Companies Act, 2013 ("the Act") in the manner so required and give a true and fair view in conformity with the Indian Accounting Standards prescribed under section 133 of the Act read with the Companies (Indian Accounting Standards) Rules, 2015, as amended, ("Ind AS") and other accounting principles generally accepted in India, of the state of affairs of the Company as at March 31, 2021, and its profit, total comprehensive income, its cash flows and the changes in equity for the year ended on that date.

Basis for Qualified Opinion

As mentioned in Note No.39 to the Standalone Financial Statements, the company was subjected to the proceedings under section 132 of the Income Tax Act. As per the information and explanations given to us by the Management, consequential impact of the search proceedings, if any, are presently unascertainable and no provision has been made in the standalone Financial Statements.

We conducted our audit in accordance with the Standards on Auditing (SAs) specified under section 143(10) of the Act. Our responsibilities under those Standards are further described in the Auditor's Responsibility for the Audit of the Standalone Financial Statements section of our report. We are independent of the Company in accordance with the Code of Ethics issued by the Institute of Chartered Accountants of India (ICAI) together with the ethical requirements that are relevant to our audit of the standalone financial statements under the provisions of the Act and the Rules made thereunder and we have fulfilled our other ethical responsibilities in accordance with these requirements and the ICAI's Code of Ethics. We believe that the audit evidence obtained by us is sufficient and appropriate to provide a basis for our qualified opinion on the standalone financial statements.

Key Audit Matters

Key audit matters are those matters that, in our professional judgment, were of most significance in our audit of the standalone financial statements of the current period. These matters were addressed in the context of our audit of the standalone financial

statements as a whole, and in forming our opinion thereon, and we do not provide a separate opinion on these matters. In addition to the matter described in the Basis for Qualified Opinion section of our report, we have determined the matters described below to be the key audit matters to be communicated in our report.

Sr. No.	Key Audit Matter	Auditor's Response
1	<p>Accuracy of revenue recognition:</p> <p>Measurement of Liquidated damages/ Contractual Deductions involves critical estimates.</p> <p>As per Ind AS 115</p> <p>Revenue should be recognised when (or as) an entity transfers control of goods or services to a customer at the amount to which an entity expects to be entitled.</p> <p>As per the standard, Company is required to recognise the revenue at the amount of the transaction price. While determining the transaction price, an entity is required to consider the effects of all of the following:</p> <ul style="list-style-type: none"> ● Variable consideration ● Constraining estimates of variable consideration ● Consideration payable to a customer. <p>Applying the principles of Ind AS 115 to the given case, Critical Estimates involved as detailed below.</p> <p>Estimate the amount of consideration, Where the contractual deductions are inherent in determination of transaction price:</p> <p>Estimated Liquidated damages are critical estimate to determine the variable consideration. This estimate has an inherent uncertainty as the deductions will be impacted based on the work to be executed in future in accordance with the contract.</p> <p>Refer Notes 18.1 to the Standalone financial statements.</p>	<p>Principal audit procedures performed:</p> <ul style="list-style-type: none"> ● Based on our knowledge gained through Company's contract with customer and work completed till date, we reviewed the management workings on the calculation of Transaction price adjustment w.r.t to variable consideration i.e., adjustment of transaction price for the contractual deductions. ● We also considered the historical accuracy of estimates made by management. ● We further challenged management's contract risk assessments by enquiries, and review of correspondence with customers where available.

Information Other than the Financial Statements and Auditor's Report Thereon

- The Company's Board of Directors is responsible for the other information. The other information comprises the information included in the Management Discussion and Analysis, Board's Report including Annexures to Board's Report, Corporate Governance and Shareholder's Information, but does not include the standalone financial statements and our auditor's report thereon. These reports comprising other information are expected to be made available to us after the date of this auditor's report.
- Our opinion on the standalone financial statements does not cover the other information and will not express any form of assurance conclusion thereon.
- In connection with our audit of the standalone financial statements, our responsibility is to read the other information and, in doing so, consider whether the other information is materially inconsistent with the standalone financial statements or our knowledge obtained during the course of our audit or otherwise appears to be materially misstated.
- When we read the Management Discussion and Analysis, Board's Report including Annexures to Board's Report, Corporate Governance and Shareholder's Information, if we conclude that there is a material misstatement therein, we are required to communicate the matter to those charged with governance as required under SA 720 'The Auditor's responsibilities Relating to Other Information'.

Management's Responsibility for the Standalone Financial Statements

The Company's Board of Directors is responsible for the matters stated in section 134(5) of the Act with respect to the preparation of these standalone

financial statements that give a true and fair view of the financial position, financial performance including other comprehensive income, cash flows and changes in equity of the Company in accordance with the Ind AS and other accounting principles generally accepted in India. This responsibility also includes maintenance of adequate accounting records in accordance with the provisions of the Act for safeguarding the assets of the Company and for preventing and detecting frauds and other irregularities; selection and application of appropriate accounting policies; making judgments and estimates that are reasonable and prudent; and design, implementation and maintenance of adequate internal financial controls, that were operating effectively for ensuring the accuracy and completeness of the accounting records, relevant to the preparation and presentation of the standalone financial statement that give a true and fair view and are free from material misstatement, whether due to fraud or error.

In preparing the standalone financial statements, Board of Directors is responsible for assessing the Company's ability to continue as a going concern, disclosing, as applicable, matters related to going concern and using the going concern basis of accounting unless management either intends to liquidate the Company or to cease operations, or has no realistic alternative but to do so.

Those Board of Directors are also responsible for overseeing the Company's financial reporting process.

Auditor's Responsibility for the Audit of the Standalone Financial Statements

Our objectives are to obtain reasonable assurance about whether the standalone financial statements as a whole are free from material misstatement, whether due to fraud or error, and to issue an auditor's report that includes our opinion. Reasonable assurance is a high

level of assurance, but is not a guarantee that an audit conducted in accordance with SAs will always detect a material misstatement when it exists. Misstatements can arise from fraud or error and are considered material if, individually or in the aggregate, they could reasonably be expected to influence the economic decisions of users taken on the basis of these standalone financial statements.

As part of an audit in accordance with SAs, we exercise professional judgment and maintain professional skepticism throughout the audit. We also:

- Identify and assess the risks of material misstatement of the standalone financial statements, whether due to fraud or error, design and perform audit procedures responsive to those risks, and obtain audit evidence that is sufficient and appropriate to provide a basis for our opinion. The risk of not detecting a material misstatement resulting from fraud is higher than for one resulting from error, as fraud may involve collusion, forgery, intentional omissions, misrepresentations, or the override of internal control.
- Obtain an understanding of internal financial control relevant to the audit in order to design audit procedures that are appropriate in the circumstances. Under section 143(3)(i) of the Act, we are also responsible for expressing our opinion on whether the Company has adequate internal financial controls system in place and the operating effectiveness of such controls.
- Evaluate the appropriateness of accounting policies used and the reasonableness of accounting estimates and related disclosures made by the management.
- Conclude on the appropriateness of management's use of the going concern basis of accounting and, based on the audit evidence obtained, whether

a material uncertainty exists related to events or conditions that may cast significant doubt on the Company's ability to continue as a going concern. If we conclude that a material uncertainty exists, we are required to draw attention in our auditor's report to the related disclosures in the standalone financial statements or, if such disclosures are inadequate, to modify our opinion. Our conclusions are based on the audit evidence obtained up to the date of our auditor's report. However, future events or conditions may cause the Company to cease to continue as a going concern.

- Evaluate the overall presentation, structure and content of the standalone financial statements, including the disclosures, and whether the standalone financial statements represent the underlying transactions and events in a manner that achieves fair presentation.

Materiality is the magnitude of misstatements in the standalone financial statements that, individually or in aggregate, makes it probable that the economic decisions of a reasonably knowledgeable user of the standalone financial statements may be influenced. We consider quantitative materiality and qualitative factors in (i) planning the scope of our audit work and in evaluating the results of our work; and (ii) to evaluate the effect of any identified misstatements in the standalone financial statements.

We communicate with those charged with governance regarding, among other matters, the planned scope and timing of the audit and significant audit findings, including any significant deficiencies in internal control that we identify during our audit.

We also provide those charged with governance with a statement that we have complied with relevant ethical requirements regarding independence, and to communicate with them all relationships and other matters that may reasonably be thought to bear on

our independence, and where applicable, related safeguards.

From the matters communicated with those charged with governance, we determine those matters that were of most significance in the audit of the standalone financial statements of the current period and are therefore the key audit matters. We describe these matters in our auditor's report unless law or regulation precludes public disclosure about the matter or when, in extremely rare circumstances, we determine that a matter should not be communicated in our report because the adverse consequences of doing so would reasonably be expected to outweigh the public interest benefits of such communication.

Report on Other Legal and Regulatory Requirements

1. As required by Section 143(3) of the Act, based on our audit we report that:

- a) We have sought and except for the matter described in the Basis for Qualified Opinion section above, obtained all the information and explanations which to the best of our knowledge and belief were necessary for the purposes of our audit.
- b) Except for the possible effects of the matter described in the Basis for Qualified Opinion section above, in our opinion, proper books of account as required by law have been kept by the Company so far as it appears from our examination of those books.
- c) The Balance Sheet, the Statement of Profit and Loss including Other Comprehensive Income, the Statement of Cash Flows and Statement of Changes in Equity dealt with by this Report are in agreement with the books of account.
- d) Except for the possible effects of the matter(s) described in the Basis for Qualified Opinion section above, in our opinion, the aforesaid

standalone financial statements comply with the Ind AS specified under Section 133 of the Act.

- e) The matter described in the Basis for Qualified Opinion section above, in our opinion, may have an adverse effect on the functioning of the Company.
- f) On the basis of the written representations received from the directors as on March 31, 2021 taken on record by the Board of Directors, none of the directors is disqualified as on March 31, 2021 from being appointed as a director in terms of Section 164 (2) of the Act.
- g) With respect to the adequacy of the internal financial controls over financial reporting of the Company and the operating effectiveness of such controls, refer to our separate Report in "Annexure A". Our report expresses Unmodified opinion on the operating effectiveness of the Company's internal financial controls over financial reporting.
- h) With respect to the other matters to be included in the Auditor's Report in accordance with the requirements of section 197(16) of the Act, as amended,

In our opinion and to the best of our information and according to the explanations given to us, the remuneration paid by the Company to its directors during the year is in accordance with the provisions of section 197 of the Act.
- i) With respect to the other matters to be included in the Auditor's Report in accordance with Rule 11 of the Companies (Audit and Auditors) Rules, 2014, as amended in our opinion and to the best of our information and according to the explanations given to us:
 - i. Except for the possible effect of the matter describe in the Basis of Qualified Opinion

Section above, there were no pending litigations which would impact its financial position of the company.

- ii. The Company has made provision, as required under the applicable law or accounting standards, for material foreseeable losses, if any, on long-term contracts, the company doesn't have derivative contracts;
- iii. There has been no delay in transferring amounts, required to be transferred, to the Investor Education and Protection Fund by the Company.

- 2. As required by the Companies (Auditor's Report) Order, 2016 ("the Order") issued by the Central Government in terms of Section 143(11) of the Act, we give in "Annexure B" a statement on the matters specified in paragraphs 3 and 4 of the Order.

For **MAJETI & CO**
Chartered Accountants
Firm's Registration No: 0159755

Kiran Kumar Majeti
Partner

Place: Hyderabad Membership No: 220354
Date: June 25, 2021 UDIN No: 21220354AAAABH1536



Annexure “A” to the Independent Auditor’s Report

(Referred to in paragraph 1(g) under ‘Report on Other Legal and Regulatory Requirements’ section of our report of even date)

Report on the Internal Financial Controls Over Financial Reporting under Clause (i) of Sub-section 3 of Section 143 of the Companies Act, 2013 (“the Act”)

We have audited the internal financial controls over financial reporting of **ALPHAGEO (INDIA) LIMITED** (“the Company”) as of March 31, 2021 in conjunction with our audit of the standalone Ind AS financial statements of the Company for the year ended on that date.

Management’s Responsibility for Internal Financial Controls

The Company’s management is responsible for establishing and maintaining internal financial controls based on “the internal control over financial reporting criteria established by the Company considering the essential components of internal control stated in the Guidance Note on Audit of Internal Financial Controls Over Financial Reporting issued by the Institute of Chartered Accountants of India”. These responsibilities include the design, implementation and maintenance of adequate internal financial controls that were operating effectively for ensuring the orderly and efficient conduct of its business, including adherence to company’s policies, the safeguarding of its assets, the prevention and detection of frauds and errors, the accuracy and completeness of the accounting records, and the timely preparation of reliable financial information, as required under the Companies Act, 2013.

Auditor’s Responsibility

Our responsibility is to express an opinion on the Company’s internal financial controls over financial reporting of the Company based on our audit. We conducted our audit in accordance with the Guidance Note on Audit of Internal Financial Controls Over Financial Reporting (the “Guidance Note”) issued by the Institute of Chartered Accountants of India and the Standards on Auditing prescribed under Section 143(10) of the Companies Act, 2013, to the extent applicable to an audit of internal financial controls. Those Standards and the Guidance Note require that we comply with ethical requirements and plan and perform the audit to obtain reasonable assurance about whether adequate internal financial controls over financial reporting was established and maintained and if such controls operated effectively in all material respects.

Our audit involves performing procedures to obtain audit evidence about the adequacy of the internal financial controls system over financial reporting and their operating effectiveness. Our audit of internal financial controls over financial reporting included obtaining an understanding of internal financial controls over financial reporting, assessing the risk that a material weakness exists, and testing and evaluating the design and operating effectiveness of internal control based on the assessed risk. The procedures selected depend on the auditor’s judgement, including the assessment of the risks of material misstatement of the financial statements, whether due to fraud or error.

We believe that the audit evidence we have obtained is sufficient and appropriate to provide a basis for our audit opinion on the Company's internal financial controls system over financial reporting.

Meaning of Internal Financial Controls Over Financial Reporting

A company's internal financial control over financial reporting is a process designed to provide reasonable assurance regarding the reliability of financial reporting and the preparation of financial statements for external purposes in accordance with generally accepted accounting principles. A company's internal financial control over financial reporting includes those policies and procedures that (1) pertain to the maintenance of records that, in reasonable detail, accurately and fairly reflect the transactions and dispositions of the assets of the company; (2) provide reasonable assurance that transactions are recorded as necessary to permit preparation of financial statements in accordance with generally accepted accounting principles, and that receipts and expenditures of the company are being made only in accordance with authorisations of management and directors of the company; and (3) provide reasonable assurance regarding prevention or timely detection of unauthorised acquisition, use, or disposition of the company's assets that could have a material effect on the financial statements.

Inherent Limitations of Internal Financial Controls Over Financial Reporting

Because of the inherent limitations of internal financial controls over financial reporting, including the possibility

of collusion or improper management override of controls, material misstatements due to error or fraud may occur and not be detected. Also, projections of any evaluation of the internal financial controls over financial reporting to future periods are subject to the risk that the internal financial control over financial reporting may become inadequate because of changes in conditions, or that the degree of compliance with the policies or procedures may deteriorate.

Opinion

In our opinion, to the best of our information and according to the explanations given to us the Company has, in all material respects, an adequate internal financial controls system over financial reporting and such internal financial controls over financial reporting were operating effectively as at March 31, 2021, based on "the criteria for internal financial control over financial reporting established by the Company considering the essential components of internal control stated in the Guidance Note on Audit of Internal Financial Controls Over Financial Reporting issued by the Institute of Chartered Accountants of India".

For **MAJETI & CO**
Chartered Accountants
Firm's Registration No: 0159755

Kiran Kumar Majeti
Partner

Place: Hyderabad Membership No: 220354
Date: June 25, 2021 UDIN No: 21220354AAAABH1536



Annexure “B” to the Independent Auditor’s Report

(Referred to in paragraph 2 under ‘Report on Other Legal and Regulatory Requirements’ section of our report of even date)

- i. (a) The Company is maintaining proper records showing full particulars, including quantitative details and situation, of fixed assets.

185 and 186. Therefore, the provisions of Clause 3(iv) of the said Order are not applicable to the Company.
- (b) The fixed assets of the Company have been physically verified by the Management during the year and no material discrepancies have been noticed on such verification. In our opinion, the frequency of verification is reasonable.
- (c) The title deeds of immovable properties, as disclosed in Note 3 on fixed assets to the financial statements, are held in the name of the Company.
- ii. The physical verification of inventory has been conducted at reasonable intervals by the Management during the year. The discrepancies noticed on physical verification of inventory as compared to book records were not material and have been appropriately dealt with in the books of accounts.
- iii. The Company has not granted any loans, secured or unsecured, to companies, firms, Limited Liability Partnerships or other parties covered in the register maintained under Section 189 of the Act. Therefore, the provisions of Clause 3(iii), (iii)(a), (iii)(b) and (iii)(c) of the said Order are not applicable to the Company.
- iv. The Company has not granted any loans or made any investments, or provided any guarantees or security to the parties covered under Section 185 and 186. Therefore, the provisions of Clause 3(iv) of the said Order are not applicable to the Company.
- v. The Company has not accepted any deposits from the public within the meaning of Sections 73, 74, 75 and 76 of the Act and the Rules framed there under to the extent notified.
- vi. The Central Government of India has not specified the maintenance of cost records under sub-section (1) of Section 148 of the Act for any of the products of the Company.
- vii. (a) According to the information and explanations given to us and the records of the Company examined by us, in our opinion, the Company is generally regular in depositing undisputed statutory dues in respect of Goods and Service tax (GST) provident fund, employees’ state insurance, income tax, duty of customs, cess and other material statutory dues as applicable, with the appropriate authorities. As confirmed by the management sales tax, service tax, duty of excise value added tax are not applicable to the company.

(b) According to the information and explanations given to us and the records of the Company examined by us, there are no dues of Goods and Service tax (GST), income-tax, sales-tax, service-tax, duty of customs, and duty of excise or value added tax which have not been deposited on account of any dispute.

- viii. According to the records of the Company examined by us and the information and explanation given to us, the Company has not defaulted in repayment of loans or borrowings to any financial institution or bank or Government as at the balance sheet date. There was no amount raised by the company through the issue of debentures.
- ix. The Company has not raised any moneys by way of initial public offer, further public offer (including debt instruments). In our opinion, and according to the information and explanations given to us, the moneys raised by way of term loans have been applied for the purposes for which they were obtained.
- x. During the course of our examination of the books and records of the Company, carried out in accordance with the generally accepted auditing practices in India, and according to the information and explanations given to us, we have neither come across any instance of material fraud by the Company or on the Company by its officers or employees, noticed or reported during the year, nor have we been informed of any such case by the Management.
- xi. The Company has paid/ provided for managerial remuneration in accordance with the requisite approvals mandated by the provisions of Section 197 read with Schedule V to the Act.
- xii. As the Company is not a Nidhi Company and the Nidhi Rules, 2014 are not applicable to it, the provisions of Clause 3(xii) of the Order are not applicable to the Company.
- xiii. The Company has entered into transactions with related parties in compliance with the provisions of Sections 177 and 188 of the Act. The details of such related party transactions have been disclosed in the Standalone financial statements as required under Indian Accounting Standard (IND AS) 24, Related Party Disclosures specified under Section 133 of the Act.
- xiv. The Company has not made any preferential allotment or private placement of shares or fully or partly convertible debentures during the year under review. Accordingly, the provisions of Clause 3(xiv) of the Order are not applicable to the Company.
- xv. The Company has not entered into any non cash transactions with its directors or persons connected with him. Accordingly, the provisions of Clause 3(xv) of the Order are not applicable to the Company.
- xvi. The Company is not required to be registered under Section 45-IA of the Reserve Bank of India Act, 1934. Accordingly, the provisions of Clause 3(xvi) of the Order are not applicable to the Company.

For **MAJETI & CO**
Chartered Accountants
Firm's Registration No: 0159755

Kiran Kumar Majeti
Partner

Place: Hyderabad Membership No:220354
Date: June 25, 2021 UDIN No: 21220354AAAABH1536

BALANCE SHEET AS AT MARCH 31ST, 2021

(All amounts in Indian Rupees, unless otherwise stated)

Particulars	Note No.	As at March 31, 2021	As at March 31, 2020
ASSETS			
Non-current assets			
(a) Property, plant and equipment	3	69,64,99,483	68,88,19,561
(b) Capital work-in-progress	3	2,19,82,834	1,04,23,714
(c) Intangible assets	4	-	-
(d) Financial assets			
(i) Investments	5 (i)	13,36,53,750	13,30,53,750
(e) Deferred tax assets (net)	6	12,58,90,748	9,63,95,362
(f) Other non-current assets	7(i)	66,11,315	8,24,02,662
Total Non-current assets		98,46,38,130	101,10,95,049
Current assets			
(a) Inventories	8	1,36,24,960	1,02,83,748
(b) Financial assets			
(i) Investments	5 (ii)	3,09,60,000	-
(ii) Trade receivables	9	88,12,04,476	83,79,43,536
(iii) Cash and cash equivalents	10	32,39,43,939	46,61,83,060
(iv) Bank balances other than (iii) above	11	7,85,11,379	15,78,49,392
(v) Others	19(b)	18,88,20,100	-
(c) Current tax assets (net)	12	24,98,48,719	39,16,82,463
(d) Other current assets	7(ii)	5,90,72,732	9,58,64,358
Total Current assets		182,59,86,305	195,98,06,557
TOTAL ASSETS		281,06,24,435	297,09,01,606
EQUITY AND LIABILITIES			
Equity			
(a) Equity share capital	13	6,37,83,670	6,37,83,670
(b) Other equity		228,16,40,147	220,72,51,787
Total Equity		234,54,23,817	227,10,35,457
Liabilities			
Non-current liabilities			
(a) Financial liabilities			
(i) Borrowings	14 (i)	3,64,133	6,96,551
(b) Provisions	15	73,80,041	83,03,890
Total Non-current liabilities		77,44,174	90,00,441
Current liabilities			
(a) Financial liabilities			
(i) Borrowings	14 (ii)	10,821	26,17,07,191
(ii) Trade payables:			
- total outstanding dues to micro and small enterprises (Refer note- 31)		-	-
- total outstanding dues to others		33,48,10,996	29,09,04,814
(iii) Other financial liabilities	16	11,73,10,700	5,33,16,150
(b) Other current liabilities	17	33,68,927	8,23,81,871
(c) Provisions	15	19,55,000	25,55,682
Total current liabilities		45,74,56,444	69,08,65,708
Total Liabilities		46,52,00,618	69,98,66,149
TOTAL EQUITY AND LIABILITIES		281,06,24,435	297,09,01,606

The accompanying notes are an integral part of the financial statements

As per our report of even date

For MAJETI & CO.

Chartered Accountants
Firm's registration number: 0159755

Kiran Kumar Majeti

Partner
Membership number: 220354Hyderabad
June 25, 2021

For and on behalf of the Board

Dinesh Alla

Chairman And Managing Director
DIN No: 01843423

G. Rohini

Chief Financial Officer

Savita Alla

Joint Managing Director
DIN No: 00887071

Deepa Dutta

Company Secretary

STATEMENT OF PROFIT AND LOSS

FOR THE YEAR ENDED MARCH 31, 2021

(All amounts in Indian Rupees, unless otherwise stated)

Particulars	Note No.	For the year ended March 31, 2021	For the year ended March 31, 2020
INCOME			
Revenue from operations	18	143,09,87,164	267,51,89,803
Other income	19	22,52,74,477	3,74,74,592
Total Income		165,62,61,641	271,26,64,395
EXPENSES			
Geophysical survey and related expenses	20	95,36,46,396	196,53,13,884
Employee benefits expense	21	11,66,55,568	15,30,21,328
Finance costs	22	1,77,89,331	2,51,38,854
Depreciation and amortisation expense	23	25,93,34,430	26,84,43,360
Contract Closure expenses	24	11,69,19,036	32,79,38,686
Other expenses	25	9,18,21,040	6,77,03,551
Total Expenses		155,61,65,801	280,75,59,663
Profit/(Loss) before tax		10,00,95,840	(9,48,95,268)
Tax expense			
Current tax	26	5,53,00,000	44,30,063
Deferred tax	26	(2,95,19,833)	16,73,681
Total tax expense		2,57,80,167	61,03,744
Profit/(Loss) after tax for the year		7,43,15,673	(10,09,99,012)
Other Comprehensive Income			
A (i) Items that will not be reclassified to profit or loss	15(D)	97,134	(20,71,594)
(ii) Income tax relating to items that will not be reclassified to profit or loss	26	(24,447)	6,28,463
B (i) Items that will be reclassified to profit or loss		-	-
(ii) Income tax relating to items that will be reclassified to profit or loss		-	-
Other Comprehensive Income for the year		72,687	(14,43,131)
Total Comprehensive Income for the year		7,43,88,360	(10,24,42,143)
Earnings /(Loss) per share- (Face value of ₹10 each)			
(a) Basic	36	11.68	(15.87)
(b) Diluted	36	11.68	(15.87)

The accompanying notes are an integral part of the financial statements

As per our report of even date**For MAJETI & CO.**Chartered Accountants
Firm's registration number: 0159755**Kiran Kumar Majeti**Partner
Membership number: 220354Hyderabad
June 25, 2021**For and on behalf of the Board****Dinesh Alla**Chairman And Managing Director
DIN No: 01843423**G. Rohini**

Chief Financial Officer

Savita AllaJoint Managing Director
DIN No: 00887071**Deepa Dutta**

Company Secretary

STATEMENT OF CASH FLOWS FOR THE YEAR ENDED MARCH 31, 2021

(All amounts in Indian Rupees, unless otherwise stated)

Particulars	For the year ended March 31, 2021	For the year ended March 31, 2020
Cash flow from operating activities		
Profit/(Loss) before tax	10,00,95,840	(9,48,95,268)
Adjustments for:		
Depreciation and amortisation expense	25,93,34,430	26,84,43,360
Unrealised foreign exchange (gain) / Loss (net)	5,31,629	(214)
Interest income	(2,33,94,789)	(1,22,49,582)
Provision no longer required written back	(1,06,03,335)	-
Performance guarantee receivable	(18,88,20,100)	-
Book deficit on asset discarded	3,74,05,188	-
Finance costs	1,77,89,331	2,51,38,854
Gain on sale / fair value of investments	(8,74,080)	(2,47,81,294)
(Profit)/ Loss on sale of Property, plant and equipment (net)	(15,82,173)	4,79,311
Operating profit before working capital changes	18,98,81,941	16,21,35,167
Change in operating assets and liabilities		
Trade receivables and other assets	(83,79,953)	75,48,68,997
Inventories	(33,41,212)	(60,33,266)
Trade payables, other liabilities and provisions	3,74,93,969	(53,62,47,338)
Cash generated from operating activities	21,56,54,745	37,47,23,560
Income tax paid / (refund) (net)	8,65,58,192	(37,19,45,787)
Net cash generated from operating activities	30,22,12,937	27,77,773
Cash flows from investing activities		
Purchase of property, plant and equipment, CWIP and intangible assets	(24,22,48,986)	(25,76,52,822)
Investment in subsidiary	(6,00,000)	-
Purchase of current investments	(3,00,85,920)	-
Proceeds from sale of liquid investments	-	2,47,81,294
Proceeds from disposal of property, plant and equipment	50,22,920	21,68,922
Change in bank balances (having maturity of more than three months) (net)	7,46,64,853	2,28,90,049
Interest received	2,85,84,429	1,74,39,222
Net cash (outflow) from investing activities	(16,46,62,704)	(19,03,73,335)
Cash flows from financing activities		
Proceeds/(repayment) of Non current borrowings (net)	(3,03,449)	1,36,885
Proceeds/(repayment) of current borrowings (net)	(26,16,96,370)	(1,59,42,972)
Finance costs paid	(1,77,89,470)	(2,51,42,472)
Dividend and dividend distribution tax paid	-	(12,27,69,018)
Net cash (outflow) from financing activities	(27,97,89,289)	(16,37,17,577)

STATEMENT OF CASH FLOWS FOR THE YEAR ENDED MARCH 31, 2021

(All amounts in Indian Rupees, unless otherwise stated)

Particulars	For the year ended March 31, 2021	For the year ended March 31, 2020
Net increase/ (decrease) in cash and cash equivalents	(14,22,39,056)	(35,13,13,139)
Exchange difference on translation of foreign currency cash and cash equivalents	(65)	214
Cash and cash equivalents at the beginning of the year	46,61,83,060	81,74,95,985
Cash and cash equivalents at end of the year	32,39,43,939	46,61,83,060

Notes:

1. The Cash flow statement has been prepared under the indirect method as set out in Indian Accounting Standard (Ind AS 7)- Statement of Cash Flows.
2. Previous year figures have been regrouped /reclassified to conform to current year classification.
3. Figures in brackets represents outflows.
4. Taxes paid are treated as arising from operating activities.

The accompanying notes are an integral part of the financial statements

As per our report of even date**For MAJETI & CO.**

Chartered Accountants

Firm's registration number: 015975S

Kiran Kumar Majeti

Partner

Membership number: 220354

Hyderabad

June 25, 2021

For and on behalf of the Board**Dinesh Alla**

Chairman And Managing Director

DIN No: 01843423

G. Rohini

Chief Financial Officer

Savita Alla

Joint Managing Director

DIN No: 00887071

Deepa Dutta

Company Secretary

STATEMENT OF CHANGES IN EQUITY
FOR THE YEAR ENDED MARCH 31, 2021

(All amounts in Indian Rupees, unless otherwise stated)

a. Equity share capital

Paid up Equity Share capital	Note No.	No of Shares	Amount
Paid up Equity Share Capital		63,64,767	6,36,47,670
Amount originally paid up on forfeited share		-	1,36,000
As at March 31, 2019		63,64,767	6,37,83,670
Changes in equity share capital	13	-	-
As at March 31, 2020		63,64,767	6,37,83,670
Changes in equity share capital	13	-	-
As at March 31, 2021		63,64,767	6,37,83,670

b. Other Equity

	Reserves and surplus				Other Comprehensive Income	Total
	Capital Reserve	Securities Premium	General reserve	Retained earnings		
Balance as at April 01, 2019	1,61,18,047	54,91,47,431	4,00,00,000	182,64,84,862	7,12,608	2,43,24,62,948
a) (Loss) for the year	-	-	-	(10,09,99,012)	-	(10,09,99,012)
b) Remeasurements of defined benefits plan, net of tax	-	-	-	-	(14,43,131)	(14,43,131)
c) Total comprehensive income for the year (a+b)	-	-	-	(10,09,99,012)	(14,43,131)	(10,24,42,143)
Transactions with owners in their capacity as owners:						
Dividend (Including tax on dividend distribution)	-	-	-	(12,27,69,018)	-	(12,27,69,018)
Balance as at March 31, 2020	1,61,18,047	54,91,47,431	4,00,00,000	160,27,16,832	(7,30,523)	220,72,51,787
Balance as at April 01, 2020	1,61,18,047	54,91,47,431	4,00,00,000	160,27,16,832	(7,30,523)	220,72,51,787
a) Profit/(Loss) for the year	-	-	-	7,43,15,673	-	7,43,15,673
b) Remeasurements of defined benefits plan, net of tax	-	-	-	-	72,687	72,687
c) Total comprehensive income for the year (a+b)	-	-	-	7,43,15,673	72,687	7,43,88,360
Balance as at March 31, 2021	1,61,18,047	54,91,47,431	4,00,00,000	167,70,32,505	(6,57,836)	228,16,40,147

Nature and purpose of reserves

(i) Capital reserve:

Represents money received on warrants forfeited for failure in compliance with terms of issue.

(ii) Securities premium :

Represents premium received on issue of securities, mandatorily to be utilised in accordance with the provisions of the Companies Act, 2013.

(iii) General Reserve:

General reserve, created out of profits of the company, will be utilised for meeting future contingencies and losses if any. The accompanying notes are an integral part of the financial statements

As per our report of even date

For MAJETI & CO.

Chartered Accountants
Firm's registration number: 0159755

Kiran Kumar Majeti

Partner
Membership number: 220354

Hyderabad
June 25, 2021

For and on behalf of the Board

Dinesh Alla

Chairman And Managing Director
DIN No: 01843423

G. Rohini

Chief Financial Officer

Savita Alla

Joint Managing Director
DIN No: 00887071

Deepa Dutta

Company Secretary

Notes annexed to and forming part of the financial statements

1. Corporate Information

- 1.1 Alphageo (India) Limited (the Company or AGIL) is a public limited company incorporated in the year 1987 under the provisions of erstwhile Companies Act, 1956 having its registered office at Hyderabad in the state of Telangana, India. The Equity Shares of the Company are listed with Stock Exchanges in India viz., BSE Limited, Mumbai and the National Stock Exchange of India Limited, Mumbai.
- 1.2 The Company is providing Geophysical Seismic Data Acquisition, Processing and Interpretation Services for exploration of hydrocarbons and minerals.
- 1.3 These financial statements were approved and authorised for issue by the Board of Directors on June 25, 2021

2. Basis of Preparation of financial statements

The financial statements have been prepared as a going concern on accrual basis of accounting. The company has adopted historical cost basis for assets and liabilities except for certain items which have been measured on a different basis and such basis is disclosed in the relevant accounting policy. The financial statements are presented in Indian Rupees (INR).

Compliance with Ind AS

The financial statements comply in all material aspects with Indian Accounting Standards (Ind AS) notified under Section 133 of the Companies Act, 2013 (the Act) Companies (Indian Accounting Standards) Rules as amended from time to time and other relevant provisions of the Act and the guidelines issued by Securities and Exchange Board of India (SEBI).

Current and non-current classification

All assets and liabilities have been classified as current or non-current as per Company's operating cycle and other criteria set out in Schedule-III of the Companies Act 2013. Based on the nature of business, the Company has ascertained its operating cycle as 12 months for the purpose of Current or non-current classification of assets and liabilities.

An asset is classified as current if:

- (i) It is expected to be realised or sold or consumed in the Company's normal operating cycle;
- (ii) It is held primarily for the purpose of trading;
- (iii) It is expected to be realized within twelve months after the reporting period; or
- (iv) It is cash or a cash equivalent unless it is restricted from being exchanged or used to settle a liability for at least twelve months after the reporting period.

A liability is classified as current if:

- (i) It is expected to be settled in normal operating cycle;
- (ii) It is held primarily for the purpose of trading;
- (iii) It is expected to be settled within twelve months after the reporting period;
- (iv) It has no unconditional right to defer the settlement of the liability for at least twelve months after the reporting period.

Notes annexed to and forming part of the Financial Statements

All other assets and liabilities are classified as non-current. Deferred tax assets and liabilities are classified as non current only.

2.1 Significant Accounting Policies

The significant accounting policies adopted in the preparation of these financial statements are detailed hereafter. These policies have been consistently applied to all the years presented, unless otherwise stated.

2.2 Segment Reporting

Operating segments are reported in a manner consistent with the internal reporting provided to the Chief Operating Decision Maker. The Chairman & Managing Director has been identified as the Chief Operating Decision Maker. Refer Note 33 for the segment information presented.

2.3 Foreign currency transactions

a) Functional and presentation currency

Items included in the financial statements of the Company are measured using the currency of the primary economic environment in which the entity operates ('the functional currency'). Indian Rupees is the functional currency of the company. The financial statements and all financial information are presented in Indian rupee (INR).

b) Transactions and balances

Foreign currency transactions are translated into the functional currency using the exchange rates at the dates of the transactions. Foreign exchange gains and losses resulting from the settlement of such transactions and

from the translation of monetary assets and liabilities denominated in foreign currencies at year end exchange rates are generally recognised in statement of profit and loss. Non-monetary items that are measured in terms of historical cost in a foreign currency, using the exchange rate at the date of the transaction. Non-monetary items that are measured at fair value in a foreign currency are translated using the exchange rates at the date when the fair value was determined. Translation differences on assets and liabilities carried at fair value are reported as part of the fair value gain or loss.

2.4 Use of estimates, assumptions and judgements

The preparation of financial statements in conformity with Ind AS requires management of the Company to make estimates and assumptions and judgements that affect the reported amounts of assets and liabilities and disclosure of contingent assets; liabilities at the date of the financial statements and the results of operations during the reporting periods. Although these estimates are based upon management's best knowledge of current events and actions, actual results could differ from those estimates. Estimates and underlying assumptions are reviewed on an ongoing basis. Any revision to accounting estimates is recognized prospectively in the current and future periods.

Following are the areas that involved a higher degree of judgement or complexity, and of items which are more likely to be materially adjusted due to estimates and assumptions turning out to be different than those originally assessed. Detailed

Notes annexed to and forming part of the financial statements

information about each of these estimates and judgements is included in relevant notes together with information about the basis of calculation for each affected line item in the financial statements.

The areas involving critical estimates or judgements are:

- Variable Consideration in accordance with Ind AS 115– Note 18(a)
- Estimated useful life of tangible asset – Note 2.7
- Estimated useful life of intangible asset – Note 2.8
- Estimation of expected credit loss on financial assets in accordance with Ind AS 109 – Note 29(A)
- Estimation of defined benefit obligation in accordance with Ind AS 19– Note 15
- Estimation of uncertainties relating to the global health pandemic from COVID-19 – Note 29(D)
- Estimation of Recognition of Deferred Tax Asset: Deferred Tax Asset (net) balances are recognised for the deductible temporary difference for which there is probability of utilisation against the future taxable profit. The company uses judgement to determine the amount of deferred tax asset that can be recognised based on likely timing and level of future taxable profits.

2.5 Revenue recognition

Sale of Services - Recognition & Measurement

Revenue is recognised upon transfer of control of promised services to customers in an amount that reflects the consideration

which the Company expects to receive in exchange for those services.

Revenue from Seismic Data Acquisition, Processing and Interpretation Services are recognised on output basis measured by milestones reached, units delivered, efforts expended, number of transactions processed, etc.

Revenue on time-and-material contracts are recognised as the related services are performed and revenue from the end of the last invoicing to the reporting date is recognized as unbilled revenue

Revenue is measured based on the transaction price, which is the consideration, adjusted for volume discounts, service level credits, performance bonuses, price concessions, penalties and incentives, if any, as specified in the contract with the customer. Revenue also excludes taxes collected from customers.

The Company disaggregates revenue from contracts with customers by geography of services provided.

Dividend Income

Dividend income on investments is accounted for when the right to receive the same is established. Dividend income is included in Other Income in the Statement of Profit and Loss.

Interest Income

Interest income from debt instruments is recognised using the effective interest rate method. The effective interest rate is the rate that exactly discounts estimated future cash receipts through the expected life of the financial asset to the gross carrying amount of a financial asset. When calculating

the effective interest rate, the Company estimates the expected cash flows by considering all the contractual terms of the financial instrument but does not consider the expected credit losses.

2.6 Leases

As a lessee

The Company accounts for each lease component within the contract as a lease separately from non-lease components of the contract and allocates the consideration in the contract to each lease component on the basis of the relative stand-alone price of the lease component and the aggregate stand-alone price of the non-lease components.

The Company recognises right-of-use asset representing its right to use the underlying asset for the lease term at the lease commencement date. The cost of the right-of-use asset measured at inception shall comprise of the amount of the initial measurement of the lease liability adjusted for any lease payments made at or before the commencement date less any lease incentives received, plus any initial direct costs incurred and an estimate of costs to be incurred by the company in dismantling and removing the underlying asset or restoring the underlying asset or site on which it is located. The right-of-use assets is subsequently measured at cost less any accumulated depreciation, accumulated impairment losses, if any and adjusted for any remeasurement of the lease liability. The right-of-use assets is depreciated using the straight-line method from the commencement date over the shorter of lease term or useful life of right-of-use asset. The estimated useful lives of right-of use assets are determined on the same basis

as those of property, plant and equipment. Right-of-use assets are tested for impairment whenever there is any indication that their carrying amounts may not be recoverable. Impairment loss, if any, is recognised in the statement of profit and loss.

The Company measures the lease liability at the present value of the lease payments that are not paid at the commencement date of the lease. The lease payments are discounted using the interest rate implicit in the lease, if that rate can be readily determined. If that rate cannot be readily determined, the Company uses incremental borrowing rate. For leases with reasonably similar characteristics, the Company, on a lease by lease basis, may adopt either the incremental borrowing rate specific to the lease or the incremental borrowing rate for the portfolio as a whole. The lease payments shall include fixed payments, variable lease payments, residual value guarantees, exercise price of a purchase option where the Company is reasonably certain to exercise that option and payments of penalties for terminating the lease, if the lease term reflects the company, exercising an option to terminate the lease. The lease liability is subsequently remeasured by increasing the carrying amount to reflect interest on the lease liability, reducing the carrying amount to reflect the lease payments made and remeasuring the carrying amount to reflect any reassessment or lease modifications or to reflect revised in-substance fixed lease payments. The company recognises the amount of the re-measurement of lease liability due to modification as an adjustment to the right-of-use asset and statement of profit and loss depending upon the nature of modification. Where the carrying

Notes annexed to and forming part of the financial statements

amount of the right-of-use asset is reduced to zero and there is a further reduction in the measurement of the lease liability, the Company recognises any remaining amount of the re-measurement in statement of profit and loss.

As a lessor

At the inception of the lease the Company classifies each of its leases as either an operating lease or a finance lease. The Company recognises lease payments received under operating leases as income on a straight-line basis over the lease term. In case of a finance lease, finance income is recognised over the lease term based on a pattern reflecting a constant periodic rate of return on the lessor's net investment in the lease. When the Company is an intermediate lessor it accounts for its interests in the head lease and the sub-lease separately. It assesses the lease classification of a sub-lease with reference to the right-of-use asset arising from the head lease, not with reference to the underlying asset. If a head lease is a short term lease to which the Company applies the exemption described above, then it classifies the sub-lease as an operating lease.

2.7 Property, Plant and Equipment

i) Recognition and measurement

The initial cost of property, plant and equipment comprises its purchase price, including import duties and non-refundable purchase taxes, and any directly attributable costs of bringing an asset to working condition and location for its intended use. It also includes the initial estimate of the costs if any of dismantling and removing the item and restoring the site on which it is located. Items such as spares are capitalized when

they meet the definition of property, plant and equipment. If significant parts of an item of property, plant and equipment have different useful lives, then they are accounted for as separate items (major components) of property, plant and equipment. Likewise, expenditure towards major inspections and overhauls are identified as a separate component and depreciated over the expected period till the next overhaul expenditure.

ii) Subsequent expenditure

Subsequent costs are included in the asset's carrying amount or recognised as a separate asset, as appropriate in property, plant and equipment the cost of replacing part of such an item when the cost is incurred if the recognised criteria are met. The carrying amount of any component accounted for as separate asset is derecognised when replaced. All other repairs and maintenance are charged to profit or loss during the reporting period in which they are incurred.

iii) Derecognition

An item of property, plant and equipment is derecognised upon disposal or when no future economic benefit is expected to arise from the continued use of the asset. Any gain or loss arising on de-recognition of the asset (calculated as the difference between the net disposal proceeds and the carrying amount of the item) is recognised in profit and loss in the period the item is derecognised.

iv) Depreciation expense

Depreciation is charged on straight line basis so as to write off the depreciable amount of the asset over the useful lives specified in Schedule II to the Act. The useful life of the assets are periodically reviewed and re-

Notes annexed to and forming part of the Financial Statements

determined based on a technical evaluation and expected use. In case of revision in useful life of an asset, the unamortised depreciable amount is charged over the remaining useful life of such asset. The cases, where the useful life of assets so determined, considering the nature of the asset, estimated usage of the asset, the operating conditions of the asset, past history of replacement, anticipated technological changes, manufacturers warranties and maintenance support, etc., different from the useful life as specified under Part C of Schedule II of the Act as given below:

Nature of Asset	Useful Life
Machinery in the nature of Geophone strings and cables	5 Years
Machinery in the nature of equipment used for Seismic Survey	5 Years

The Company reviews the residual value, useful lives and depreciation method annually and, if expectations differ from previous estimates, the change is accounted for as a change in accounting estimate on a prospective basis.

Advances paid towards the acquisition of property, plant and equipment outstanding at each Balance Sheet date is classified as capital advances under other non-current assets and the cost of assets not ready to use before such date are disclosed under 'Capital work-in-progress'.

2.8 Intangible assets and amortisation

Intangible assets acquired separately are measured on initial recognition at cost. Following initial recognition, intangible assets are carried at cost less accumulated

amortization and accumulated impairment losses, if any.

Nature of Asset	Useful Life
Software	3 Years

The estimated useful life and amortization method are reviewed at the end of each reporting period, with the effect of any changes in estimate being accounted for on a prospective basis.

2.9 Financial Instruments

Classification, initial recognition and measurement

A financial instrument is any contract that gives rise to a financial asset for one entity and a financial liability or equity instrument for another entity. Financial instruments are recognized on the balance sheet when the Company becomes a party to the contractual provisions of the instrument.

(i) Financial Assets

Classification:

The Company classifies its financial assets in the following measurement categories:

- those to be measured subsequently at fair value (either through other comprehensive income, or through profit or loss), and
- those measured at amortised cost.

The classification depends on the entity's business model for managing the financial assets and the contractual terms of the cash flows.

For assets measured at fair value, gains and losses will either be recorded in profit or loss or other comprehensive income. For investments in debt instruments, this will

Notes annexed to and forming part of the financial statements

depend on the business model in which the investment is held. For investments in equity instruments, this will depend on whether the Company has made an irrevocable election at the time of initial recognition to account for the equity investment at fair value through other comprehensive income.

The Company reclassifies debt investments when and only when its business model for managing those assets changes.

At initial recognition

The Company measures a financial asset at its fair value plus, in the case of a financial asset not at fair value through profit or loss, transaction costs that are directly attributable to the acquisition of the financial asset. Transaction costs of financial assets carried at fair value through profit or loss are expensed in profit or loss.

Subsequent measurement - Debt instruments

Subsequent measurement of debt instruments depends on the Company's business model for managing the asset and the cash flow characteristics of the asset. There are three measurement categories into which the group classifies its debt instruments:

i. At amortised cost:

Financial assets having contractual terms that give rise on specified dates to cash flows that are solely payments of principal and interest on the principal outstanding and that are held within a business model whose objective is to hold such assets in order to collect such contractual cash flows are classified in this category. Subsequently, these are measured at amortized cost

using the effective interest method less any impairment losses.

ii. At fair value through other comprehensive income (FVOCI):

Financial assets are measured at fair value through other comprehensive income if these financial assets are held within a business whose objective is achieved by both collecting contractual cash flows on specified dates that are solely payment of principle and interest on the principle amount outstanding and selling financial assets.

iii. At fair value through profit or loss (FVTPL):

Financial assets are measured at fair value through profit or loss unless it is measured at amortised cost or at fair value through other comprehensive income on initial recognition. The transaction costs directly attributable to the acquisition of financial assets at fair value through profit or loss are immediately recognised in profit or loss.

Other Equity Investments

All other equity investments are measured at fair value, with value changes recognised in Statement of Profit and Loss, except for those equity investments for which the Company has elected to present the value changes in 'Other Comprehensive Income'.

Investment in subsidiaries

Investment in subsidiaries measured at cost less impairment as per Ind AS 27.

Cash and cash equivalents

Cash and cash equivalent in the balance sheet comprise cash at banks, cash on hand, Liquid Investments and short-term deposits with an original maturity of three months or

Notes annexed to and forming part of the Financial Statements

less, which are subject to an insignificant risk of changes in value.

For the purpose of the statement of cash flows, cash and cash equivalents consist of cash and short-term deposits, as defined above, net of outstanding bank overdrafts considered an integral part of the Company's cash management.

Trade receivables

Trade receivables are recognised initially at fair value and subsequently measured at amortised cost using the effective interest method, less provision for impairment.

(ii) Financial liabilities

Classification, initial recognition and measurement

Financial liabilities are classified, at initial recognition, as financial liabilities at fair value through profit or loss, loans and borrowings, or payables, as appropriate. All financial liabilities are recognised initially at fair value and, in the case of loans and borrowings and payables, net of directly attributable transaction costs. The Company's financial liabilities include trade and other payables, loans and borrowings including bank overdrafts.

Subsequent measurement

Financial liabilities are carried at amortized cost using the effective interest method. For trade and other payables maturing within one year from the balance sheet date, the carrying amounts approximate fair value due to the short maturity of these instruments.

Trade and other payables

Trade and other payables represent liabilities for goods and services prior to the end of

financial year which are unpaid. Trade and other payables are presented as current liabilities unless payment is not due within 12 months after the reporting period. They are recognised initially at their fair value and subsequently measured at amortised cost using the effective interest method.

Loans and borrowings

Borrowings are initially recognised at fair value, net of transaction costs incurred. Borrowings are subsequently measured at amortised cost. Any difference between the proceeds (net of transaction costs) and the redemption amount is recognised in profit or loss over the period of the borrowings using the effective interest method. Fees paid on the establishment of loan facilities are recognised as transaction costs of the loan to the extent that it is probable that some or all of the facility will be drawn down. In this case, the fee is deferred until the draw down occurs. To the extent there is no evidence that it is probable that some or all of the facility will be drawn down, the fee is capitalised as a prepayment for liquidity services and amortised over the period of the facility to which it relates.

Derecognition of financial instruments

The Company derecognises a financial asset when the contractual rights to the cash flows from the asset expire, or when it transfers the financial asset and substantially all the risks and rewards of ownership of the asset to another party. On de-recognition of a financial asset the difference between the carrying amount and the consideration received is recognised in the statement of profit and loss.

The Company derecognises financial

Notes annexed to and forming part of the financial statements

liabilities when, and only when, the Company's obligations are discharged, cancelled or have expired. On de-recognition of a financial liability the difference between the carrying amount of the financial liability derecognised and the consideration paid and payable is recognised in the statement of profit and loss.

Offsetting financial instruments

Financial assets and liabilities are offset and the net amount is reported in the balance sheet where there is a legally enforceable right to offset the recognised amounts and there is an intention to settle on a net basis or realised the asset and settle the liability simultaneously. The legally enforceable right must not be contingent on future events and must be enforceable in the normal course of business and in the event of default, insolvency or bankruptcy of the counterparty.

2.10 Impairment of Assets

Financial assets

The Company assesses at each date of balance sheet impairment if any of a financial asset or a group of financial assets. The company uses, in accordance with Ind AS 109, 'Expected Credit Loss' (ECL) model, for evaluating impairment of financial assets other than those measured at fair value through profit and loss (FVTPL). Expected credit losses are measured through a loss allowance at an amount equal to: The 12-months expected credit losses (expected credit losses that result from those default events on the financial instrument that are possible within 12 months after the reporting date); or Full lifetime expected credit losses (expected credit losses that result from all

possible default events over the life of the financial instrument).

For trade receivables Company applies 'simplified approach' which requires expected lifetime losses to be recognised from initial recognition of the receivables. The Company uses historical default rates to determine impairment loss on the portfolio of trade receivables. At every reporting date these historical default rates are reviewed and changes in the forward looking estimates are analysed.

For other assets, the Company uses 12 month ECL to provide for impairment loss where there is no significant increase in credit risk. If there is significant increase in credit risk full lifetime ECL is used.

Non-financial assets

Property, Plant and Equipment and Other intangible assets with definite life are evaluated for recoverability when there is any indication that their carrying amounts may not be recoverable. If any such indication exists, the recoverable amount (i.e. higher of the fair value less cost to sell and the value-in-use) is determined on an individual asset basis unless the asset does not generate cash flows that are largely independent of those from other assets. In such cases, the recoverable amount is determined for the cash generating unit (CGU) to which the asset belongs. If the recoverable amount of an asset or CGU is estimated to be less than its carrying amount, the carrying amount of the asset or CGU is reduced to its recoverable amount and impairment loss is recognised in the profit or loss.

2.11 Equity instruments

An equity instrument is a contract that

Notes annexed to and forming part of the Financial Statements

evidences residual interests in the assets of the Company after deducting all of its liabilities. Equity instruments issued by the Company are recorded at the proceeds received, net of direct issue costs.

2.12 Inventories

Stock of Stores and spares is valued at lower of cost and net realisable value. Cost is determined considering the cost of purchase and other costs incurred for acquisition and on the basis of first in first out method (FIFO). Net realizable value is the estimated selling price in the ordinary course of business, less estimated cost necessary to make the sale.

2.13 Tax expenses

Tax expense comprises of current tax and deferred tax. Current tax is measured at the amount expected to be paid to the tax authorities, based on estimated tax liability computed after taking credit for allowances and exemption in accordance with the prevailing tax laws for the year.

Current and deferred tax are recognised in profit or loss, except when they relate to items that are recognised in other comprehensive income or directly in equity, in which case, the income taxes are recognised in other comprehensive income or directly in equity, respectively.

Current tax assets and current tax liabilities are presented in the statement of financial position after off-setting the taxes paid or deemed to be paid and current income tax expenses for the year.

Deferred income taxes

Deferred tax is recognised using the balance sheet approach. Deferred income tax assets and liabilities are recognised for deductible

and taxable temporary differences arising between the tax base of assets and liabilities and their carrying amount, except when the deferred income tax arises from the initial recognition of goodwill or an asset or liability in a transaction that is not a business combination and affects neither accounting nor taxable profit or loss at the time of the transaction.

Deferred income tax asset is recognised to the extent it is probable that taxable profit will be available against which the deductible temporary differences, the carry forward unused tax credits and the carried forward unused tax losses can be utilised.

The carrying amount of deferred income tax assets is reviewed at each reporting date and reduced to the extent that it is no longer probable that sufficient taxable profit will be available to allow total or part of the deferred income tax asset to be utilised.

Deferred tax assets and liabilities are measured using substantively enacted tax rates expected to apply to taxable income in the years in which the temporary differences are expected to be received or settled.

Deferred tax assets include Minimum Alternative Tax (MAT) paid in accordance with the tax laws in India, which gives rise to future economic benefits in the form of adjustment of future income tax liability, is considered as an asset if there is probable evidence that the Company will pay normal income tax after the tax holiday period.

Deferred tax assets and liabilities are offset when it relates to income taxes levied by the same taxation authority and the relevant entity intends to settle its current tax assets and liabilities on a net basis

Notes annexed to and forming part of the financial statements

The Company recognises interest related to income tax in interest expenses.

2.14 Provisions, contingent liabilities and contingent asset

Provisions are recognised when the Company has a present obligation (legal or constructive) as a result of a past event, it is probable that an outflow of resources embodying economic benefits will be required to settle the obligation, and a reliable estimate can be made of the amount of the obligation. The expense relating to any provision is presented in the statement of profit and loss net of any reimbursement. If the effect of the time value of money is material, provisions are determined by discounting the expected future cash flows at a pre-tax rate that reflects current market assessments of the time value of money and, where appropriate, the risks specific to the liability. Where discounting is used, the increase in the provision due to the passage of time is recognised as other finance expense.

A contingent liability is a possible obligation that arises from past events whose existence will be confirmed by the occurrence or non-occurrence of one or more uncertain future events beyond the control of the Company or a present obligation that is not recognized because it is not probable that an outflow of resources will be required to settle the obligation. A contingent liability also arises in extremely rare cases where there is a liability that cannot be recognized because it cannot be measured reliably. The Company does not recognize a contingent liability but discloses its existence in the financial statements.

A contingent asset is not recognised in the financial statements unless it becomes

virtually certain that an inflow of economic benefits will arise and is probable. Contingent liabilities and contingent assets are reviewed at each balance sheet date.

2.15 Employee benefits

(i) Short term employee benefit obligations

Liabilities for wages and salaries, including non-monetary benefits that are expected to be settled wholly within 12 months after the end of the period in which the employees render the related service are recognised in respect of employees' services up to the end of the reporting period and are measured at the amounts expected to be paid when the liabilities are settled. The liabilities are presented as current employee benefit obligations in the balance sheet.

(ii) Other long-term employee benefit obligations

The liabilities for accumulating compensated absences not expected to be settled wholly within 12 months after the end of the period in which the employees render the related service are measured at the present value of expected future payments to be made in respect of services provided using the projected unit credit method. The benefits are discounted using the appropriate market yields at the end of the reporting period that have terms approximating to the terms of the related obligation. Remeasurements as a result of experience adjustments and changes in actuarial assumptions are recognised in profit or loss.

The obligations are presented as current liabilities in the balance sheet if the entity does not have an unconditional right to defer settlement for at least twelve months after the reporting period, regardless of when the

Notes annexed to and forming part of the Financial Statements

actual settlement is expected to occur.

(iii) Post-employment obligations

The Company operates the following post-employment schemes:

- (a) Defined benefit plans - gratuity and;
- (b) Defined contribution plans - provident fund and state insurance plans.

(a) Defined benefit plans-Gratuity obligations

The liability recognized in the balance sheet in respect of defined benefit gratuity plans is the present value of the defined benefit obligations at the end of the reporting period less the fair value of plan assets. The defined benefit obligation is calculated annually by actuaries using the projected unit credit method.

The present value of the defined benefit obligation is determined by discounting the estimated future cash outflows by reference to market yields at the end of the reporting period on government bonds that have terms approximating to the terms of the related obligation.

The net interest cost is calculated by applying the discount rate to the net balance of the defined benefit obligation and the fair value of plan assets. This cost is included in employee benefit expense in the statement of profit and loss.

Remeasurement gains and losses arising from experience adjustments and change in actuarial assumptions are recognized in the period in which they occur, directly in other comprehensive income. They are included in Other Comprehensive Income in the statement of changes in equity and other equity in the balance sheet.

Changes in the present value of the defined benefit obligation resulting from plan amendments or curtailments are recognized immediately in profit or loss as past service cost.

(b) Defined contribution plans

Provident Fund: The Company pays provident fund contributions to publicly administered funds as per local regulations. The Company has no further payment obligations once the contributions have been paid. The contributions are accounted for as defined contribution plans and the contributions are recognized as employee benefit expense as and when they are due.

State Insurance Plans: Employer's contribution to Employee State Insurance plan is charged to Statement of Profit and Loss as and when due.

2.16 Dividends

Provision is made for the amount of any dividend declared, being appropriately authorized and no longer at the discretion of the entity, and not distributed on or before the end of the reporting period. Dividend is recognised as a liability in the period in which the interim dividends are approved by the Board of Directors, or in respect of the final dividend when approved by shareholders.

2.17 Earnings per share

Basic earnings per share is calculated by dividing the profit or loss after tax for the period attributable to equity shareholders by the weighted average number of equity shares outstanding during the period.

For calculating diluted earnings per share, the profit or loss after tax for the period attributable to equity shareholders and

the weighted average number of shares outstanding during the period are adjusted for the effects of all dilutive potential equity shares.

2.18 Recent accounting pronouncements (Standards issued but not yet effective)

On March 24, 2021, the Ministry of Corporate Affairs ("MCA") through a notification, amended Schedule III of the Companies Act, 2013. The amendments revise Division I, II and III of Schedule III and are applicable from April 1, 2021.

Key amendments relating to Division II which relate to companies whose standalone financial statements are required to comply with Companies (Indian Accounting Standards) Rules 2015 are as follows:

Balance Sheet:

- Lease liabilities should be separately disclosed under the head 'financial liabilities', duly distinguished as current or non-current.
- Certain additional disclosures in the statement of changes in equity such as changes in equity share capital due to prior period errors and restated balances at the beginning of the current reporting period.
- Specified format for disclosure of shareholding of promoters.

- Specified format for ageing schedule of trade receivables, trade payables, capital work-in-progress and intangible asset under development.
- If a company has not used funds for the specific purpose for which it was borrowed from banks and financial institutions, then disclosure of details of where it has been used.
- Specific disclosure under 'additional regulatory requirement' such as compliance with approved schemes of arrangements, compliance with number of layers of companies, title deeds of immovable property not held in name of company, loans and advances to promoters, directors, key managerial personnel (KMP) and related parties, details of benami property held etc.

Statement of profit and loss:

- Additional disclosures relating to Corporate Social Responsibility (CSR), undisclosed income and crypto or virtual currency specified under the head 'additional information' in the notes forming part of the standalone financial statements.

The amendments are extensive, and the Company will evaluate the same to give effect to them as required by law

NOTES TO THE FINANCIAL STATEMENTS
FOR THE YEAR ENDED MARCH 31, 2021

(All amounts in Indian Rupees, unless otherwise stated)

Note 3: Property, plant and equipment (Own Assets)

Year Ended March 31, 2020	Freehold Land	Freehold Buildings	Plant and Equipment	Furniture and Fixtures	Vehicles	Office Equipment	Electrical Fittings	Data processing Equipment	Total	Capital work-in-progress
Gross carrying Value										
Gross Carrying Value as at April 01, 2019	2,19,08,666	14,46,800	220,94,91,689	29,12,684	3,07,98,083	1,52,07,028	11,14,599	90,12,558	229,18,92,107	1,04,23,714
Additions	-	-	17,41,96,388	8,000	60,53,827	1,00,931	15,600	1,07,655	18,04,82,401	-
Deductions	-	-	(6,12,748)	(46,40,798)	-	-	-	-	(52,53,546)	-
Gross carrying value as at March 31, 2020	2,19,08,666	14,46,800	238,36,88,077	23,07,936	3,22,11,112	1,53,07,959	11,30,199	91,20,213	246,71,20,962	1,04,23,714
Accumulated depreciation										
Accumulated depreciation at April 01, 2019	-	4,13,376	149,14,45,643	18,70,396	1,56,79,872	1,01,15,530	6,28,681	64,90,244	152,66,43,742	-
Depreciation charge for the year	-	52,112	24,82,97,686	1,16,040	23,87,527	15,26,396	1,88,233	16,94,977	25,42,62,971	-
Deductions	-	-	-	(4,16,532)	(21,88,780)	-	-	-	(26,05,312)	-
Accumulated depreciation as at March 31, 2020	-	4,65,488	173,97,43,329	15,69,904	1,58,78,619	1,16,41,926	8,16,914	81,85,221	177,83,01,401	-
Net carrying value as at March 31, 2020	2,19,08,666	9,81,312	64,39,44,748	7,38,032	1,63,32,493	36,66,033	3,13,285	9,34,992	68,88,19,561	1,04,23,714
Year Ended March 31, 2021										
Gross carrying Value										
Gross Carrying Value as at April 01, 2020	2,19,08,666	14,46,800	238,36,88,077	23,07,936	3,22,11,112	1,53,07,959	11,30,199	91,20,213	246,71,20,962	1,04,23,714
Additions	-	-	30,71,30,690	1,58,264	-	3,36,633	32,106	2,02,594	30,78,60,287	1,15,59,120
Deductions	-	-	(77,93,85,791)	-	-	-	-	-	(77,93,85,791)	-
Gross carrying value as at March 31, 2021	2,19,08,666	14,46,800	191,14,32,976	24,66,200	3,22,11,112	1,56,44,592	11,62,305	93,22,807	199,55,95,458	2,19,82,834
Accumulated depreciation										
Accumulated depreciation at April 01, 2020	-	4,65,488	173,97,43,329	15,69,904	1,58,78,619	1,16,41,926	8,16,914	81,85,221	177,83,01,401	-
Depreciation charge for the year	-	51,970	25,44,98,049	96,744	26,11,796	14,96,824	1,74,302	4,04,745	25,93,34,430	-
Deductions	-	-	(73,85,39,856)	-	-	-	-	-	(73,85,39,856)	-
Accumulated depreciation as at March 31, 2021	-	5,17,458	125,57,01,522	16,66,648	1,84,90,415	1,31,38,750	9,91,216	85,89,966	129,90,95,975	-
Net carrying value as at March 31, 2021	2,19,08,666	9,29,342	65,57,31,454	7,99,552	1,37,20,697	25,05,842	1,71,089	7,32,841	69,64,99,483	2,19,82,834

Notes to Property, plant and equipment

Note 3(a): During the March quarter the internal technical team performed substantial physical verification of plant and machinery and discarded some of the fully depreciated assets (net of recoverable value) after considering the working condition. An Amount of ₹3,74,05,188/- was charged to Statement of Profit and Loss as Book Deficit on assets discarded in this regard.

Note 3(b): Refer Note 37 for information on Property plant and equipment provided as security by the company.

Note 3(c): Refer Note 32 for capital commitments.

NOTES TO THE FINANCIAL STATEMENTS
FOR THE YEAR ENDED MARCH 31, 2021

(All amounts in Indian Rupees, unless otherwise stated)

Note 4: Intangible assets (Acquired)

	Computer Softwares
Year Ended March 31, 2020	
Gross carrying value	
Gross Carrying Value as at April 01, 2019	5,61,13,786
Gross carrying value as at March 31, 2020	5,61,13,786
Accumulated amortisation	
Accumulated amortisation as at April 01, 2019	4,19,33,397
Amortisation charge for the year	1,41,80,389
Accumulated depreciation as at March 31, 2020	5,61,13,786
Net carrying value as at March 31, 2020	-
Year Ended March 31, 2021	
Gross carrying Value	
Gross Carrying Value as at April 01, 2020	5,61,13,786
Deductions	(5,79,976)
Gross carrying value as at March 31, 2021	5,55,33,810
Accumulated depreciation	
Accumulated depreciation at April 01, 2020	5,61,13,786
Amortisation charge for the year	-
Deductions	(5,79,976)
Accumulated depreciation as at March 31, 2021	5,55,33,810
Net carrying value as at March 31, 2021	-

Note 5: Investments

(i) Non Current

	As at March 31, 2021	As at March 31, 2020
(Un quoted, fully paid up)		
Investment in equity instruments in subsidiary companies (at Cost)		
Alphageo International Limited 1,05,036 (March 31, 2020 : 1,05,036) Equity Shares of AED 100 /- each, fully paid	13,22,13,750	13,22,13,750
Alphageo Marine Services Private Limited 74,000 (March 31, 2020 : 74,000) Equity Shares of ₹10 /- each, fully paid	7,40,000	7,40,000
Alphageo Offshore Services Private Limited 70,000 (March 31, 2020 : 10,000) Equity Shares of ₹10 /- each, fully paid	7,00,000	1,00,000
Total Non-current investments	13,36,53,750	13,30,53,750
Aggregate amount of unquoted investments	13,36,53,750	13,30,53,750
Aggregate amount of impairment in value of investment	-	-

NOTES TO THE FINANCIAL STATEMENTS
FOR THE YEAR ENDED MARCH 31, 2021

(All amounts in Indian Rupees, unless otherwise stated)

ii) Current

	As at March 31, 2021	As at March 31, 2020
(Unsecured redeemable, Quoted, fully paid up)		
Investment in debentures (fair value through profit or loss)		
Spandana Sphoorty Financial Limited	3,09,60,000	-
300 (March 31,2020 : Nil) of ₹1,00,000/- each fully paid up		
Total Current investments	3,09,60,000	-
Aggregate amount of quoted investments and market value there of	3,09,60,000	-
Aggregate amount of unquoted investments	-	-

Note 6: Deferred tax assets (net)

The balance comprises tax effect on temporary differences attributable to:

	As at March 31, 2021	As at March 31, 2020
Fiscal allowances on property, plant and equipment and intangible assets	12,31,00,069	9,20,55,115
Expenses allowable on the basis of payment	25,70,691	29,78,832
Fair valuation of financial instruments measured at fair value through profit or loss	2,19,988	-
Unabsorbed Business Losses	-	13,61,415
Deferred Tax Assets (Net)	12,58,90,748	9,63,95,362

Movement in Deferred tax assets

	Unabsorbed Business Losses	Fair valuation of financial instruments	Property, plant and equipment	Expenses allowable on the basis of Payment	Total
As at March 31, 2019	-	(5,97,666)	9,40,94,530	39,43,716	9,74,40,580
Charged/(credited):					
- to profit or loss	13,61,415	5,97,666	(20,39,415)	(15,93,347)	(16,73,681)
- to other comprehensive income	-	-	-	6,28,463	6,28,463
As at March 31, 2020	13,61,415	-	9,20,55,115	29,78,832	9,63,95,362
Charged/(credited):					
- to profit or loss	(13,61,415)	2,19,988	3,10,44,954	(3,83,694)	2,95,19,833
- to other comprehensive income		-	-	(24,447)	(24,447)
As at March 31, 2021	-	2,19,988	12,31,00,069	25,70,691	12,58,90,748

NOTES TO THE FINANCIAL STATEMENTS
FOR THE YEAR ENDED MARCH 31, 2021

(All amounts in Indian Rupees, unless otherwise stated)

Note 7: Other Assets

i) Other non-current assets

	As at March 31, 2021	As at March 31, 2020
(Unsecured, considered good)		
Capital Advances	-	7,71,70,421
Advances other than capital advances:		
Security deposits	7,08,459	8,04,459
Pre-paid expenses	59,02,856	44,27,782
Total other non-current assets	66,11,315	8,24,02,662

ii) Other Current Assets

	As at March 31, 2021	As at March 31, 2020
(Unsecured, considered good)		
Advances other than capital advances:		
Balances with government authorities	4,79,63,842	6,28,34,607
Security deposits	36,99,860	36,77,300
Prepaid expenses	50,92,022	1,36,09,139
Advances to suppliers*	17,10,868	1,55,79,716
Other receivable	6,06,140	1,63,596
Total other current assets	5,90,72,732	9,58,64,358

*(includes the related party outstanding of ₹ Nil (March 31, 2020: ₹63,81,462/-)

Note 8: Inventories (valued at lower of cost and net realisable value)

	As at March 31, 2021	As at March 31, 2020
Stores and spares	1,36,24,960	1,02,83,748
Total inventories	1,36,24,960	1,02,83,748

Note 8(a): Inventories are hypothecated with banks where working capital financing is sanctioned. (Refer Note :37)

NOTE 9: TRADE RECEIVABLES

	As at March 31, 2021	As at March 31, 2020
Trade receivables	88,12,04,476	83,79,43,536
Total trade receivables	88,12,04,476	83,79,43,536

Note 9(a): Trade Receivables are hypothecated with banks where working capital financing is sanctioned. (Refer Note :37)

NOTES TO THE FINANCIAL STATEMENTS
FOR THE YEAR ENDED MARCH 31, 2021

(All amounts in Indian Rupees, unless otherwise stated)

Trade receivables are sub classified as

	As at March 31, 2021	As at March 31, 2020
Trade receivables considered good - Secured	-	-
Trade receivables considered good - Unsecured	88,12,04,476	83,79,43,536
Trade receivables which have significant increase in credit risk	-	-
Trade receivables - credit impaired	-	-
Total	88,12,04,476	83,79,43,536
Expected credit loss allowance	-	-
Total trade receivables	88,12,04,476	83,79,43,536

Note 10: Cash and cash equivalents

	As at March 31, 2021	As at March 31, 2020
Balances with banks		
-in Local currency accounts	32,37,93,719	26,52,61,834
-in other currency accounts	2,532	2,596
Cash on hand	1,47,688	6,81,830
Term deposits with banks with a original maturity of three months or less	-	20,02,36,800
Total cash and cash equivalents	32,39,43,939	46,61,83,060

Note 11: Bank balances other than cash and cash equivalents

	As at March 31, 2021	As at March 31, 2020
Earmarked Balances with banks* (Refer Note:16(a))	33,28,081	28,11,601
Margin money deposits with Banks (Refer Note- 11(a) & 37)	7,51,83,298	15,50,37,791
Total Bank balances other than cash and cash equivalents	7,85,11,379	15,78,49,392

NOTE11(A) : Margin Money Deposits includes ₹5,67,35,038/- (March 31,2020 ₹12,21,80,040/-) pledged / lien against bank guarantees issued by the Bank. Further, ₹1,84,48,260/-(March 31,2020 ₹3,28,57,751/-) pledged / lien against working capital loans.

* Earmarked Balances represents unclaimed dividend.

Note 12: Current tax assets (net)

	As at March 31, 2021	As at March 31, 2020
Prepaid Income taxes (net of provision of March 31, 2021: ₹5,52,41,268/- (March 31, 2020: ₹ Nil/-))	24,98,48,719	39,16,82,463
Total Current tax assets (net)	24,98,48,719	39,16,82,463

NOTES TO THE FINANCIAL STATEMENTS
FOR THE YEAR ENDED MARCH 31, 2021

(All amounts in Indian Rupees, unless otherwise stated)

Note 13 : Equity share capital

Authorised :	Number of shares	Amount
As at April 01, 2019	1,00,00,000	10,00,00,000
Change during the year	-	-
As at March 31, 2020	1,00,00,000	10,00,00,000
Change during the year	-	-
As at March 31, 2021	1,00,00,000	10,00,00,000
Issued :	Number of shares	Amount
As at April 01, 2019	63,76,167	6,37,61,670
Change during the year	-	-
As at March 31, 2020	63,76,167	6,37,61,670
Change during the year	-	-
As at March 31, 2021	63,76,167	6,37,61,670

Subscribed and fully paid up :

	Number of shares	Amount
Paid up Equity Share Capital	63,64,767	6,36,47,670
Amount originally paid up on forfeited shares	-	1,36,000
As at April 01, 2019	63,64,767	6,37,83,670
Change during the year	-	-
As at March 31, 2020	63,64,767	6,37,83,670
Change during the year	-	-
As at March 31, 2021	63,64,767	6,37,83,670

Terms and rights attached to equity shares

The Company has only one class of equity shares having face value of INR 10/- per share. The Company declares and pay dividend in Indian rupees. The holder of equity shares is entitled to dividend right in the same proportion to the paid up capital. The dividend proposed by the Board of Directors is subject to approval of shareholders in the ensuing Annual General Meeting except in case of Interim Dividend. In the event of liquidation of the company, the holders of equity shares are entitled to receive remaining assets of the company, after distribution of all preferential amounts, in proportion to the number of equity shares held by them. Every holder of equity shares present at a meeting in person or by proxy, is entitled to one vote, and upon a poll each share is entitled to one vote.

Details of shareholders holding more than 5% shares in the company

	Dinesh Alla	Savita Alla	Aquila Drilling Private Limited
As at March 31, 2020			
Number of shares	9,32,373	3,91,458	4,59,906
% holding	14.65%	6.15%	7.23%
As at March 31, 2021			
Number of shares	9,67,200	3,91,458	4,59,906
% holding	15.20%	6.15%	7.23%

NOTES TO THE FINANCIAL STATEMENTS
FOR THE YEAR ENDED MARCH 31, 2021

(All amounts in Indian Rupees, unless otherwise stated)

Note 14: Borrowings

i) Non Current Borrowing

	As at March 31, 2021	As at March 31, 2020
(Secured)		
From financial institutions	6,96,551	10,00,000
Less: Current maturities	3,32,418	3,03,449
Non-current borrowings	3,64,133	6,96,551

Note 14(a): Above borrowings are secured by the assets purchased and are repayable in 36 equal monthly instalments of ₹31,870/- (including interest) starting from April, 2020. the loan carries interest rate of 9.15% p.a.

ii) Current borrowings

	As at March 31, 2021	As at March 31, 2020
Secured - Payable on demand		
From Banks	10,821	26,17,07,191
Total Current Borrowings	10,821	26,17,07,191

Note 14(b): The above borrowings are secured (primary) by the First charge (Pari -passu) on entire current assets of the company and further secured by the First charge (Pari -passu) on all the fixed assets of the company both present and future. These loans are further, secured by equitable mortgage of certain immovable properties belonging to three directors and two of their relatives and their personal guarantees. (Refer note 37 for the security details).

Note 14(c): Rate of interest on the above borrowings carries in the range 9.20% to 10.25% p.a. in terms of sanction of respective banks.

Note 14(d): The company has satisfied all the covients prescribed in terms of borrowings

Note 15: Provisions

	As at March 31, 2021	As at March 31, 2020
Employee Benefit Obligations (Refer Note below)		
Non-Current		
Retirement benefits	7,86,906	13,42,809
Other benefits	65,93,135	69,61,081
Total	73,80,041	83,03,890
Current		
Retirement benefits	-	3,67,682
Other benefits	19,55,000	21,88,000
Total	19,55,000	25,55,682

Note 15(a):

(i) Defined Contribution plans

Employer's Contribution to Provident Fund: Contributions are made to provident fund for entitled employees at the prescribed rate as per regulations. The contributions are made to registered provident fund administered by the

NOTES TO THE FINANCIAL STATEMENTS
FOR THE YEAR ENDED MARCH 31, 2021

(All amounts in Indian Rupees, unless otherwise stated)

government. The obligation of the company is limited to the amount contributed and it has no further contractual nor any constructive obligation.

Employer's Contribution to State Insurance Scheme: Contributions are made under State Insurance Scheme for entitled employees at the prescribed rate to Employee State Insurance Corporation. The obligation of the company is limited to the amount contributed and it has no further contractual nor any constructive obligation.

	As at March 31, 2021	As at March 31, 2020
Employer's Contribution to Provident Fund	34,60,675	47,69,155
Employer's Contribution to ESI	1,70,362	2,55,193

(ii) Defined Benefits plans

Post-employment obligations- Gratuity

The company provides for gratuity payments to employees as per the payment of Gratuity Act, 1972. The amount of gratuity payable on retirement/termination based on the employees last drawn basic salary per month and the number of years of services with the company.

Effective October 01, 2010 the company established Alphageo India Limited Employee's Group Gratuity Trust to administered the gratuity obligations in respect of employees other than Whole time directors of the company. The gratuity plan is funded through Group Gratuity Accumulation plan of Life insurance corporation of India.

A) Reconciliation of opening and closing balances of Defined Benefit Obligation

	Gratuity	
	As at March 31, 2021	As at March 31, 2020
Defined Benefit Obligation at beginning of the year		
Funded Portion	1,57,62,281	1,33,98,395
Unfunded Portion	24,20,165	23,62,045
Current Service Cost	17,48,096	17,05,625
Interest Cost	12,12,301	11,14,935
Actuarial (Loss)/ gain for the year	(1,25,140)	19,73,698
Benefits Paid	(6,03,801)	(23,72,252)
Defined Benefit Obligation at year end	2,04,13,902	1,81,82,446
Funded Portion	1,77,99,151	1,57,62,281
Unfunded Portion	26,14,751	24,20,165

B) Reconciliation of opening and closing balances of fair value of Plan Assets

	Gratuity (Funded)	
	As at March 31, 2021	As at March 31, 2020
Fair value of Plan Assets at beginning of year	1,64,71,955	1,20,79,516
Expected Return on Plan Assets	11,86,314	10,55,467
Employer Contribution	25,86,724	58,07,120
Actuarial (Loss)/ gain for the year	(28,007)	(97,896)
Others	13,811	-
Benefits Paid	(6,03,801)	(23,72,252)
Fair value of Plan Assets at year end	1,96,26,996	1,64,71,955

NOTES TO THE FINANCIAL STATEMENTS
FOR THE YEAR ENDED MARCH 31, 2021

(All amounts in Indian Rupees, unless otherwise stated)

C) Reconciliation of fair value of Assets and Obligations

	As at March 31, 2021	As at March 31, 2020
Fair value of Plan Assets	1,96,26,996	1,64,71,955
Present value of defined benefit obligation	2,04,13,902	1,81,82,446
Amount recognised in Balance Sheet [Surplus/(Deficit)]	(7,86,905)	(17,10,491)
Non current - Unfunded	26,14,751	24,20,165
Prepaid Gratuity	(18,27,846)	(7,09,674)

D) Expenses recognised during the year

	Gratuity	
	As at March 31, 2021	As at March 31, 2020
In Statement of Profit and Loss		
Current Service Cost	17,48,096	17,05,625
Interest Cost	12,12,301	11,14,935
Return on Plan Assets	(11,86,314)	(10,55,467)
Net Cost	17,74,083	17,65,093
In Other Comprehensive Income		
Actuarial Gain/ (Loss)	97,134	(20,71,594)
Net expense for the period recognised in OCI	97,134	(20,71,594)

Significant estimates: Actuarial assumptions and sensitivity

The significant actuarial assumptions were as follows:

	As at March 31, 2021	As at March 31, 2020
Discount rate	6.91%	6.78%
Salary growth rate	4%	4%
Withdrawal rate	18.47%	4%
Retirement Age	60	58
Average Balance Future Services	22.93	22.41
Mortality Table(L.I.C)	2012-14	2012-14

Sensitivity analysis

The sensitivity of the defined benefit obligation to changes in the weighted principal assumptions is:

Particulars	As at March 31, 2021	As at March 31, 2020
Defined Benefit Obligation	2,04,13,902	1,81,82,446
Discount rate:(% change compared to base due to sensitivity)		
Increase : +1%	1,97,63,525	1,71,61,209
Decrease: -1%	2,11,13,810	1,93,37,302
Salary Growth rate:(% change compared to base due to sensitivity)		
Increase : +1%	2,11,24,914	1,92,90,466
Decrease: -1%	1,97,34,813	1,72,01,791
Withdrawal rate:(% change compared to base due to sensitivity)		
Increase : +1%	2,04,80,552	1,83,56,765
Decrease: -1%	2,03,42,133	1,79,84,766

NOTES TO THE FINANCIAL STATEMENTS
FOR THE YEAR ENDED MARCH 31, 2021

(All amounts in Indian Rupees, unless otherwise stated)

The above sensitivity analysis are based on a change in an assumption while holding all other assumptions constant. In practice, this is unlikely to occur and changes in some of the assumptions may be correlated. When calculating the sensitivity of the defined benefit obligation to significant actuarial assumptions, the same method (present value of the defined benefit obligation calculated with the projected unit credit method at the end of the reporting period) has been applied as when calculating the defined benefit liability recognised in the balance sheet.

The methods and types of assumptions used in preparing the sensitivity analysis did not change compared to the prior period.

The major categories of plans assets are as follows:

Particulars	As at March 31, 2021	As at March 31, 2020
Funds Managed by Insurers	100%	100%
	100%	100%

Defined benefit liability and employer contributions

The Company has purchased insurance policy to provide for payment of gratuity to the employees other than whole time directors. Every year, the insurance company carries out a funding valuation based on the latest employee data provided by the Company. Any deficit in the assets arising as a result of such valuation is funded by the Company. The company considers that the contribution rate set at the last valuation date is sufficient to eliminate the deficit over the agreed period and that regular contributions, which are based on service costs will not increase significantly.

The weighted average duration of the defined benefit obligation is 4.96 years (March 31, 2020: 9.77 Years). The expected future cash flows over the next years, which will be met out of planned assets, is as follows:

Particulars	As at March 31, 2021	As at March 31, 2020
Defined benefit obligation-gratuity		
Less than a year	43,07,950	13,42,809
Between 2-5 years	1,40,54,853	1,01,39,521
Above 5 years	55,07,010	61,04,676

Risk Management

The Significant risks the company has in administering defined benefit plans are :

Interest Rate Risk: This may arise from volatility in asset values due to market fluctuations and impairment of assets due to credit losses. These Plans primarily invest in debt instruments such as Government securities and highly rated corporate bonds – the valuation of which is inversely proportional to the interest rate movements.

Salary Cost Inflation Risk: The present value of the Defined Benefit Plan liability is calculated with reference to the future salaries of participants under the Plan. Increase in salary due to adverse inflationary pressures might lead to higher liabilities.

NOTES TO THE FINANCIAL STATEMENTS
FOR THE YEAR ENDED MARCH 31, 2021

(All amounts in Indian Rupees, unless otherwise stated)

Note 16: Other Financial liabilities

	As at March 31, 2021	As at March 31, 2020
Current (Financial liability carried at amortised cost)		
Current maturities of long term borrowings	3,32,418	3,03,449
Interest accrued	2,619	2,758
Unpaid dividend (Refer Note:16 (a))	33,28,081	28,11,601
Employee benefits payable	3,87,15,620	3,13,38,173
Creditors for capital works	5,32,82,068	-
Creditors for expenses	2,16,49,894	1,88,60,169
Total other financial liabilities	11,73,10,700	5,33,16,150

Note 16 (a) : Unpaid dividend account represents the dividend not claimed by the shareholders and there is no amount due and outstanding to be credited to Investor Education and Protection Fund.

Note 17: Other current liabilities

i) Current

	As at March 31, 2021	As at March 31, 2020
Mobilisation Advance*	-	8,06,76,588
Statutory Liabilities	33,68,927	17,05,283
Total other non current liabilities	33,68,927	8,23,81,871

*Mobilisation advance received from the customer during the previous year is adjusted against the receivable from the same customer as per the terms of the contract.

Note 18: Revenue from operations

	For the year ended March 31, 2021	For the year ended March 31, 2020
Revenue from contracts with customers		
Geophysical survey and related service income (Refer Note No 18(a))	143,09,87,164	267,51,89,803
Total revenue from operations	143,09,87,164	267,51,89,803

Critical judgement in recognising variable consideration

Note 18(a): Revenue from contracts with customers is net of variable consideration components including liquidated damages on account of present and future recoveries for committed periodical quantitative Geophysical survey executions, determined as per the terms of the agreements.

Information about major customers: Two customers represents 10% or more of the Company's total revenue during the year ended March 31, 2021 and Two customers represents 10% or more of the Company's total revenue during the year ended March 31, 2020.

NOTES TO THE FINANCIAL STATEMENTS
FOR THE YEAR ENDED MARCH 31, 2021

(All amounts in Indian Rupees, unless otherwise stated)

Revenue disaggregation by geography is as follows:

	For the year ended March 31, 2021	For the year ended March 31, 2020
Geography		
Within India	143,09,87,164	267,51,89,803
Outside India	-	-

Note 19: Other income

	For the year ended March 31, 2021	For the year ended March 31, 2020
Interest income on financial assets at amortised cost	98,60,315	1,22,49,582
Interest income on income tax refund	1,35,34,474	-
Profit on sale of Property, plant & equipment	15,82,173	-
Net gain on foreign currency transactions and translations	-	4,43,716
Performance guarantee receivable (Refer Note: 19(b))	18,88,20,100	-
Provision for liability no longer required written back	1,06,03,335	-
Gain on sale / fair value of investments (Refer Note : 19(a))	8,74,080	2,47,81,294
Total other income	22,52,74,477	3,74,74,592

Note 19 (a): Gain on fair value of investments includes ₹8,74,080/- (March 31, 2020 : Nil/-) on account of Income on investments carried at fair value through profit or loss.

Note 19 (b):The Company recognised an amount of ₹18,88,20,100/- in respect of Performance Guarantee receivable from the customer, based on the favourable order received as per the terms of the contract. The same amount was expensed as contract closure charges previously.

Note 20: Geophysical survey and related expenses

	For the year ended March 31, 2021	For the year ended March 31, 2020
Consumption of stores	30,89,206	52,72,845
Survey and drilling charges	80,02,58,662	152,07,66,207
Fuel	1,90,37,600	6,50,35,287
Vehicle hire charges	1,48,68,382	3,99,76,753
Equipment hire charges	1,66,10,047	7,67,36,565
Repairs to machinery	56,95,802	2,12,15,828
Camp rental charges	1,56,19,754	1,49,75,888
Technical consultancy charges	2,46,50,996	10,17,34,338
Camp expenses	3,74,99,013	9,70,58,349
Transport and handling charges	55,12,202	1,51,58,465
Other survey expenses	1,08,04,732	73,83,359
Total Geophysical survey and related expenses	95,36,46,396	196,53,13,884

NOTES TO THE FINANCIAL STATEMENTS
FOR THE YEAR ENDED MARCH 31, 2021

(All amounts in Indian Rupees, unless otherwise stated)

Note 21: Employee benefits expense

	For the year ended March 31, 2021	For the year ended March 31, 2020
Salaries, wages, bonus and other allowances	11,16,26,617	14,47,05,144
Contribution to provident fund and other funds	41,43,990	63,80,313
Contribution to ESI	1,70,362	2,55,193
Staff welfare expenses	7,14,599	16,80,678
Total employee benefits expense	11,66,55,568	15,30,21,328

Note 22: Finance costs

	For the year ended March 31, 2021	For the year ended March 31, 2020
Interest and finance charges on financial liabilities carried at amortised cost	16,74,572	62,54,791
Other borrowing costs	1,61,14,759	1,88,84,063
Total Finance costs	1,77,89,331	2,51,38,854

Note 23: Depreciation and amortisation expense

	For the year ended March 31, 2021	For the year ended March 31, 2020
Depreciation of property, plant and equipment	25,93,34,430	25,42,62,971
Amortisation of intangible assets	-	1,41,80,389
Total depreciation and amortisation expense	25,93,34,430	26,84,43,360

Note 24: Contract Closure expenses

	For the year ended March 31, 2021	For the year ended March 31, 2020
Contract Closure expenses*	11,69,19,036	32,79,38,686
Total Contract Closure expenses	11,69,19,036	32,79,38,686

*on account of client enforced performance commitments.

Note 25 : Other expenses

	For the year ended March 31, 2021	For the year ended March 31, 2020
Rent	74,66,371	91,46,600
Repairs and maintenance to others	25,56,102	26,32,787
Insurance	69,00,456	59,45,159
Rates and taxes	45,06,697	57,33,570
Printing and stationery	10,09,352	20,60,549
Communication expenses	12,04,844	25,64,417
Travelling and conveyance	63,84,080	1,50,30,064
Payments to Auditors (Refer note 25 (a)below)	13,01,100	11,63,700

NOTES TO THE FINANCIAL STATEMENTS
FOR THE YEAR ENDED MARCH 31, 2021

(All amounts in Indian Rupees, unless otherwise stated)

	For the year ended March 31, 2021	For the year ended March 31, 2020
Legal, Professional and consultancy charges	53,99,757	92,05,958
Directors fees	7,20,000	5,85,000
Bank Charges	13,34,397	8,65,015
Vehicle maintenance	96,745	4,08,318
Loss on sale of assets	-	4,79,311
Book deficit on assets discarded	3,74,05,188	-
Net loss on foreign currency transactions and translations	20,10,929	-
Corporate Social Responsibility Expenditure (Refer Note 25(b) below)	1,02,70,000	72,56,500
Donations	12,000	30,000
Miscellaneous expenses	32,43,022	45,96,603
Total other expenses	9,18,21,040	6,77,03,551

Note 25(a): Details of payments to auditors

	For the year ended March 31, 2021	For the year ended March 31, 2020
Payment to auditors		
As Statutory Auditor	8,00,000	7,00,000
For Quarterly Reviews	4,50,000	3,75,000
For Certification	40,000	55,000
Re-imbursment of expenses	11,100	33,700
Total payments to auditors	13,01,100	11,63,700

Note 25(b): Details of Expenses on Corporate Social Responsibility Activities:

	For the year ended March 31, 2021	For the year ended March 31, 2020
Gross amount required to be spent as per section 135 of the Act	1,02,70,000	2,90,27,181
Amount spent during the year	32,97,400	72,56,500
Unspent amount	69,72,600	-
Proposed transfer of unspent amount relating to ongoing projects*	69,72,600	-
(i) Construction/acquisition of any asset	-	-
(ii) On purpose other than (i) above:		
Promoting education	16,97,400	41,62,000
Promoting healthcare	8,00,000	5,00,000
Covid Relief Fund	8,00,000	-
For empowering employment skills for youth	-	25,94,500

(*The company has transferred the unspent amount to seperated unspent CSR bank account within the stipulated time specified under Companies Act, 2013)

NOTES TO THE FINANCIAL STATEMENTS
FOR THE YEAR ENDED MARCH 31, 2021

(All amounts in Indian Rupees, unless otherwise stated)

Note 26: Tax expense

Analysis of the company's income tax expense, given below explains significant estimates made in to relation to company's tax position and also shows amounts that are recognised directly in equity and the effect of tax expense on account of non-assessable and non-deductible items.

Note 25(a): Details of payments to auditors

(a) Tax expense	For the year ended March 31, 2021	For the year ended March 31, 2020
Current tax		
- to profit or loss		
Current tax on profits for the year	5,52,41,268	-
Income tax adjustments of earlier year	58,732	44,30,063
Total Current Tax Expense	5,53,00,000	44,30,063
Deferred tax		
- to profit or loss	(2,95,19,833)	16,73,681
- to other comprehensive income	24,447	(6,28,463)
Total Deferred tax expense/(benefit)	(2,94,95,386)	10,45,218
Income tax expense	2,58,04,614	54,75,281
Tax Expenses		
- to profit or loss	2,57,80,167	61,03,744
- to other comprehensive income	24,447	(6,28,463)
(b) Reconciliation of tax expense and the accounting profit multiplied by applicable tax rate:	For the year ended March 31, 2021	For the year ended March 31, 2020
Profit/(Loss) from operations before tax	10,00,95,840	(9,48,95,268)
Current tax rate in india	25.168%	25.168%
Tax on profit from operations	2,51,92,121	-
Tax effect of amounts which are not deductible (taxable) in calculating taxable income:		
Expenses not allowable for tax purpose	15,99,766	9,45,876
Income not considered for tax purpose	(1,59,982)	-
Adjustments for tax of relating to prior periods	58,732	44,30,063
Items considered in OCI and considered in current tax computation	(24,447)	(6,28,463)
Others	(8,86,023)	13,56,268
Income tax expenses	2,57,80,167	61,03,744

Financial Instruments and Risk Management

Note 27: Fair Value Hierarchy

Fair value of the financial instruments is classified in various fair value hierarchies based on the following three levels:

Level 1: Inputs are quoted prices (unadjusted) in active market for identical assets or liabilities.

NOTES TO THE FINANCIAL STATEMENTS
FOR THE YEAR ENDED MARCH 31, 2021

(All amounts in Indian Rupees, unless otherwise stated)

Level 2: Inputs other than quoted price including within level 1 that are observable for the asset or liability, either directly (i.e. as prices) or indirectly (i.e. derived from prices). The fair value of financial instruments that are not traded in an active market is determined using valuation techniques which maximize the use of observable market data and rely as little as possible on entity-specific estimates. If significant inputs required to fair value an instrument are observable, the instrument is included in Level 2.

Level 3: Inputs for the assets or liabilities that are not based on observable market data (unobservable inputs). If one or more of the significant inputs is not based on observable market data, the instrument is included in level 3. This is the case with listed instruments where market is not liquid and for unlisted instruments.

Note:

(i) The carrying amounts of trade payables, other financial liabilities, borrowings, cash and cash equivalents, other bank balances, others and trade receivables are considered to be the same as their fair values due to their short term nature and recoverability from /by the parties.

Note 28: Categories of Financial Instruments

	Fair Value Hierarchy	Notes	As at March 31, 2021		As at March 31, 2020	
			Carrying Value	Fair Value	Carrying Value	Fair Value
A. Financial assets						
a) Measured at amortised cost						
Cash and cash equivalents	Level -3	10	32,39,43,939	32,39,43,939	46,61,83,060	46,61,83,060
Other bank balances	Level -3	11	7,85,11,379	7,85,11,379	15,78,49,392	15,78,49,392
Trade receivables	Level -3	9	88,12,04,476	88,12,04,476	83,79,43,536	83,79,43,536
Others	Level -3	19 (b)	18,88,20,100	18,88,20,100	-	-
b) Measured at Fair Value through Profit or Loss						
Current Investments (Quoted Method - Valuation)	Level -1	5 (ii)	3,09,60,000	3,09,60,000	-	-
Total financial assets			150,34,39,894	150,34,39,894	146,19,75,988	146,19,75,988
B. Financial liabilities						
a) Measured at amortised cost						
Trade payables	Level -3		33,48,10,996	33,48,10,996	29,09,04,814	29,09,04,814
Borrowings*	Level -3	14	7,07,372	7,07,372	26,27,07,191	26,27,07,191
Other financial liabilities	Level -3	16	11,69,78,282	11,69,78,282	5,30,12,701	5,30,12,701
Total financial liabilities			45,24,96,650	45,24,96,650	60,66,24,706	60,66,24,706

* Including current maturities of long term borrowing.

Notes:

(i) In pursuance of exception in INDAS 107: Financial Instruments Disclosure in respect of Investment in equity instruments in subsidiaries carrying at cost, no further disclosure are required to be given in this regard.

Note 29: Financial Risk Management

The Company's activities expose it to Credit risk, Market risk and Liquidity risk. The Company emphasis on risk management and has an enterprise wide approach to risk management. The Company's risk management and control procedures involve prioritization and continuing assessment of these risks and device appropriate controls, evaluating and reviewing the control mechanism.

(A) Credit Risk:

Credit risk is the risk of financial loss to the Company if a customer to a financial instrument fails to meet its contractual obligations. The Company is exposed to credit risk from its operating activities (primarily trade receivables) and from its financing activities, including deposits with banks. Credit risk of the Company is managed at the Company level.

The credit risk related to trade receivables is influenced mainly by the individual characteristics of each customer. The credit risk is managed by the company by establishing credit limits and continuously monitoring the credit worthiness of the customers. The Company is not required to provides for expected credit losses based on the past experience where it believes that there is no probability of default based on credit worthiness of company customers. Financial assets are written off when there is no reasonable expectation of recovery.

The ageing analysis of the receivables (gross of provisions) has been considered from the due date of invoice :

Particulars	As at March 31, 2021	As at March 31, 2020
Upto 180 days	77,33,33,246	77,86,35,585
More than 180 days	10,78,71,230	5,93,07,951

Note:

Significant revenue and receivable is from major public sector companies in oil and gas exploration business. As the Management is not foreseeing any loss from the parties based on the evaluation of past trend,the carrying value of trade receivable is equal to its fair value and no loss allowance is required to be made.

(B) Market Risk:

Market Risk is the risk that the future value of a financial instrument will fluctuate due to moves in the market factors. The most common types of market risks are interest rate risk and foreign currency risk.

- Interest Rate Risk**

Interest rate risk is the risk that the future cash flows or the fair value of a financial instrument will fluctuate because of changes in market interest rates. The Company manages its market interest rates by fixed rate interest. Hence ,the Company is not significantly exposed to interest rate risks.

- Foreign Currency Risk**

Foreign currency risk is the risk that the fair value or future cash flows of an exposure will fluctuate because of changes in foreign exchange rates. As the company is not foreseeing significant transaction in other than functional currency the exposure to the foreign currency is minimal.

NOTES TO THE FINANCIAL STATEMENTS
FOR THE YEAR ENDED MARCH 31, 2021

(All amounts in Indian Rupees, unless otherwise stated)

Foreign currency exposure as at the reporting date:

	As at March 31, 2021		As at March 31, 2020	
	USD	Equivalent Amount in INR	USD	Equivalent Amount in INR
Balance with banks	34	2,532	34	2,596
Advance for suppliers	-	-	7,74,355	5,83,75,449
Payables for supplies against capital items	7,24,880	5,32,82,068	-	-
Payables for services	62,195	45,71,625	41,160	31,02,884

(C) Liquidity Risk:

Liquidity risk refers to the risk that the Company cannot meet its financial obligations. The objective of liquidity risk management is to maintain sufficient liquidity and ensure that funds are available for use as per requirements.

The Company manage its risk from their principle source of reasources such as cash and cash equivalents, cash flows that is generated from operations and other means of borrowings, to ensure, as far as possible, that it will always have sufficient liquidity to meet the liabilities.

The table below provides details regarding the remaining contractual maturities of financial liabilities at the reporting date:

	On Demand	Due in 1st year	Due after 1st year	Total
As at March 31, 2021				
Borrowing	10,821	3,32,418	3,64,133	7,07,372
Trade and other payable	-	33,48,10,996	-	33,48,10,996
Other financial liabilities	-	11,69,78,282	-	11,69,78,282
As at March 31, 2020				
Borrowing	26,17,07,191	3,03,449	6,96,551	26,27,07,191
Trade and other payable	-	29,09,04,814	-	29,09,04,814
Other financial liabilities	-	5,30,12,701	-	5,30,12,701

(D) Other Risk - Impact of COVID-19 (Global pandemic) :

The management has assessed the impact of COVID-19 pandemic on the financial statements, business operations, liquidity position, cash flow and has concluded that based on the current estimates no material adjustments are required in the carrying amount of assets and liabilities as at 31st March 2021.

The impact of the pandemic may be different from that estimated as at the date of approval of these financial statements and the Company will continue to closely monitor any material changes to future economic conditions.

Note 30: Capital Management

The Company's financial strategy aims to provide adequate capital for its growth plans for sustained stakeholder value. The company's objective is to safeguard its ability to continue as a going concern, so that it can continue to provide returns for shareholders and benefits for other stakeholders. And depending on the financial market scenario, nature of the funding requirements and cost of such funding, the Company decides the optimum capital structure. The Company aims at maintaining a strong capital base so as to maintain adequate supply of funds towards future growth plans as a going concern.

NOTES TO THE FINANCIAL STATEMENTS
FOR THE YEAR ENDED MARCH 31, 2021

(All amounts in Indian Rupees, unless otherwise stated)

The Company monitors the capital structure on the basis of total debt to equity ratio :

Particulars	As at March 31, 2021	As at March 31, 2020
Net Debt	-	-
Equity	234,54,23,817	227,10,35,457
Total Capital (Net Debt+Equity)	234,54,23,817	227,10,35,457

Net Debt to Total Capital (%) 0.00% 0.00%

Equity to Total capital 100.00% 100.00%

Net debt represents:

Particulars	As at March 31, 2021	As at March 31, 2020
A) Borrowings		
Non-current borrowings	3,64,133	6,96,551
Current borrowings	10,821	26,17,07,191
Current Maturity of finance lease obligation	3,32,418	3,03,449
Total(A)	7,07,372	26,27,07,191
B) Cash and cash equivalents	32,39,43,939	46,61,83,060
C) Net Debt/(Asset) (A-B)	(32,32,36,567)	(20,34,75,869)

Note 31 : Payables to Micro, Small & Medium Enterprises

Information pertaining to Micro and Small Enterprises as required to be disclosed under the Micro, Small and Medium Enterprises Development Act, 2006 ("Act") as given below has been determined to the extent such parties have been identified on the basis of information available with the company:

	As at March 31, 2021	As at March 31, 2020
Principal amount remaining unpaid as on 31st March	NIL	NIL
Interest due thereon as on 31st March	NIL	NIL
Interest paid by the Company in terms of Section 16 of Micro, Small and Medium Enterprises Development Act, 2006, along with the amount of payment made to the supplier beyond the appointed day during the year	NIL	NIL
Interest due and payable for the period of delay in making payment (which have been paid but beyond the appointed day during the year) but without adding the interest specified under the Act	NIL	NIL
Interest accrued and remaining unpaid as at 31st March	NIL	NIL
Further interest remaining due and payable even in the succeeding years, until such date when the interest dues as above are actually paid to the small enterprise for the purpose of disallowance as a deductible expenditure under Section 23 of the Act	NIL	NIL

Note : The list of undertakings covered under MSMED was determined by the Company on the basis of information available with the Company and has been relied upon by the auditors.

NOTES TO THE FINANCIAL STATEMENTS
FOR THE YEAR ENDED MARCH 31, 2021

(All amounts in Indian Rupees, unless otherwise stated)

Note 32: Capital commitments :

Estimated amount of contracts remaining to be executed on capital account and not provided for (net of capital advances) ₹ Nil (March 31, 2020: ₹27,92,99,636/-).

Note 33 : Segment Information

(a) Description of segments and principal activities

The Chairman & Managing Director has been identified as the Chief Operating Decision Maker (CODM). Operating segments are defined as components of an enterprise for which discrete financial information is available. This is evaluated regularly by the CODM, in deciding how to allocate resources and assessing the Company's performance. The Company is engaged in Seismic Service and operates in a single operating segment.

In accordance with paragraph 4 of Ind AS 108-“ Operating Segments” the company has disclosed segment information only on the basis of consolidated financial statements which are presented together along with the standalone financial statements.

Note 34: Interest in Other Entities

The Company's subsidiaries as at March 31, 2021 are set out below. Unless otherwise stated, they have share capital consisting solely of equity shares that are held directly by the Company.

Name of Entities	Relationship	Principle Activity	Place of Business	Ownership	
				As at March 31, 2021	As at March 31, 2020
Alphageo International Limited	Subsidiary	Investment in Companies and Joint Ventures and providing technical support services	Dubai	100%	100%
Alphageo DMCC	Step down subsidiary	Provision of Onshore and offshore oil and gas field services, Geophysical Studies and geological Services and rental of drilling equipment & machinery	Dubai	100%	100%
Alphegeo Offshore Services Private Limited	Subsidiary	Provision of services related to Onshore and Offshore Oil, gas, minerals and other hydrocarbon products or substances	India	70%	100%
Alphageo Marine Services Private Limited	Subsidiary	Provision of Marine Survey Services and Aerial Geophysical Services	India	74%	74%

- Method of accounting of investment in Subsidiaries are at amortised cost

NOTES TO THE FINANCIAL STATEMENTS
FOR THE YEAR ENDED MARCH 31, 2021

(All amounts in Indian Rupees, unless otherwise stated)

Note 35: Related Party Transactions

(a) Enterprises where control exists

Wholly owned Subsidiary Companies	: Alphageo International Limited
Stepdown Subsidiaries	: Alphageo DMCC (Subsidiary of Alphageo International Limited)
Subsidiaries	: Alphageo Marine Services Private Limited
	: Alphageo Offshore Services Private Limited w.e.f. February 22, 2021

(b) Key Management

: Dinesh Alla, Chairman & Managing Director
: Savita Alla, Joint Managing Director
: Rajesh Alla, Non executive directors
: Raju Mandapalli, Independent Director
: Mahendra Pratap, Independent Director
: Vinay Kumar Verma, Independent Director

(c) Relative of Key Management personnel

: Kamala Rajupet
: Sashank Alla
: Anisha Alla
: Mrudulla Alla
: Gopinath Reddy Rajupet

(d) List of Related Parties over which Control / Significant Influence exists with whom the company has transactions :

Alphageo International Limited	Wholly Owned Subsidiary
Alphageo Marine Services Private Limited	Subsidiary
Alphageo Offshore Services Private Limited	Step-down subsidiary
Alphageo DMCC	
Dinesh Alla (HUF)	
Trac	Entity In Which Key Management Personnel has Significant Influence
Athena Infracon (India) Private Limited	
Aquila Drilling Private Limited	
Rajesh Alla (HUF)	
IIC Technologies Limited	Entity In Which Relative of Key Management Personnel has Significant Influence
IIC Technologies USA	

(e) Employee Benefit Plans

Alphageo India Limited Employees' Group Gratuity Trust

NOTES TO THE FINANCIAL STATEMENTS
FOR THE YEAR ENDED MARCH 31, 2021

(All amounts in Indian Rupees, unless otherwise stated)

(f) Transactions with Related Parties:

	As at March 31, 2021		As at March 31, 2020	
	Amount	Outstanding balance	Amount	Outstanding balance
Key Management Personnel:				
Short term employee benefits				
Remuneration*	2,15,25,542	2,50,30,411	2,54,42,652	1,53,88,719
Director Fees	7,20,000	-	5,85,000	-
Others				
Dividend paid	-	-	2,06,32,400	-
Relatives of Key Management Personnel:				
Salary paid	9,19,574	40,789	11,68,377	72,309
Dividend paid	-	-	1,35,62,672	-
Concerns in which Key Management Personnel has substantial interest:				
Rent	8,04,000	42,815	7,49,806	1,80,900
Dividend paid	-	-	98,03,488	-
Concerns in which Relative of the Key Management Personnel has Substantial Interest:				
Dividend paid	-	-	13,81,328	-
Rent	1,80,000	-	1,80,000	40,500
Advance adjusted against Equipment Hire	78,20,679	14,39,217	2,36,18,538	63,81,462 (dr)
Equipment Hire Charges	76,10,843	-	2,09,16,400	-
Reimbursement of expenses	1,48,204	-	68,83,915	33,27,504
Contribution to Funds				
Post Employment Benefit Plan	26,93,809	-	58,49,367	-
Subsidiaries:				
Investment in equity shares	6,00,000	-	-	-
Reimbursement of expenses	8,538	-	31,500	-
Step-Down Subsidiary:				
Equipment hire-charges	86,07,337	45,71,625	3,96,75,746	31,02,884

(f) Terms and Conditions

Transactions relating to dividends were on the same terms and conditions that applied to other stake holders.

* Provision for employee benefits, which are based on actuarial valuation done on an overall company basis, is excluded.

NOTES TO THE FINANCIAL STATEMENTS
FOR THE YEAR ENDED MARCH 31, 2021

(All amounts in Indian Rupees, unless otherwise stated)

(g) Disclosure of the total transactions w.r.t related parties during the year:

Nature of the transaction	Name of the related party	As at March 31, 2021	As at March 31, 2020
Short term employee benefits	Dinesh Alla	1,16,76,055	1,34,42,652
	Savita Alla	98,49,487	1,20,00,000
Director Fees	Aryabumi Mohanakrishna Reddy	-	45,000
	Rajesh Alla	1,80,000	1,80,000
	Raju Mandapalli	1,80,000	2,10,000
	Mahendra Pratap	1,80,000	90,000
	Vinay Kumar Varma	1,80,000	60,000
Salary paid	Sashank Alla	9,19,574	11,68,377
Rent	Trac	3,60,000	3,05,806
	Dinesh Alla (HUF)	4,44,000	4,44,000
	Rajesh Alla (HUF)	1,80,000	1,80,000
Equipment Hire Charges	IIC Technologies Limited	76,10,843	2,09,16,400
Reimbursement of expenses	Alphageo Marine Services Private Limited	-	12,700
	Alphegeo Offshore Services Private Limited	8,538	18,800
	IIC Technologies Limited	1,48,204	68,83,915
Investment Made	Alphegeo Offshore Services Private Limited	6,00,000	-
Post Employment Benefit Plan	Alphageo India Limited Employees' Group Gratuity Trust	26,93,809	58,49,367
Advance adjusted against Equipment Hire	IIC Technologies Limited	78,20,679	2,36,18,538
Equipment hire-charges	Alphageo DMCC	86,07,337	3,96,75,746

Note 36: Earnings per share (EPS)

	For the year ended March 31, 2021	For the year ended March 31, 2020
(a) Basic & Diluted EPS		
Earnings per share attributable to the equity holders of the company	11.68	(15.87)

(b) Reconciliation of earnings used in calculating earnings per share

	For the year ended March 31, 2021	For the year ended March 31, 2020
Basic and Diluted earnings per share		
Profit/(Loss) attributable to the equity holders of the company used in calculating EPS	7,43,15,673	(10,09,99,012)

NOTES TO THE FINANCIAL STATEMENTS
FOR THE YEAR ENDED MARCH 31, 2021

(All amounts in Indian Rupees, unless otherwise stated)

(c) Weighted average number of shares used as the denominator

	For the year ended March 31, 2021	For the year ended March 31, 2020
Weighted average number of equity shares used as the denominator in calculating basic earnings per share	63,64,767	63,64,767
Adjustments for calculation of diluted earnings per share:	-	-
Weighted average number of equity shares used as the denominator in calculating diluted earnings per share	63,64,767	63,64,767

Note 37: Assets of the Company pledged as security

	For the year ended March 31, 2021	For the year ended March 31, 2020
Hypothecation of stocks, book debts and current assets -First Charge		
Trade receivables	88,12,04,476	83,79,43,536
Inventories	1,36,24,960	1,02,83,748
Fixed Deposits	1,84,48,260	3,28,57,751
Other assets (Other than above)	91,27,08,609	107,87,21,522
Second Charge		
Equitable mortgage of Land and Buildings and movable fixed assets	69,64,99,483	68,88,19,561

Note 38: Events occurring after the reporting period

(i) Proposed Dividend

The final dividend proposed and recommended by the Board of Directors for the approval of Members at the ensuing annual general meeting :

	As at March 31, 2021	As at March 31, 2020
On Equity Shares of ₹10 each		
Proposed Dividend*	5,09,18,136	-
Proposed Dividend per equity share	8	-

* TDS will be deducted at the time of payment of dividend as per the applicable provisions of the Income Tax Act, 1961.

NOTES TO THE FINANCIAL STATEMENTS
FOR THE YEAR ENDED MARCH 31, 2021

(All amounts in Indian Rupees, unless otherwise stated)

Note 39: In July 2019, the Income Tax Department ('Department') has conducted a search under section 132 of the Income Tax Act, 1961. The company has provided the requested information and documents with the Department and the consequential impact of the search proceedings, if any, are presently unascertainable and no provision has been made.

Note 40: The figures for the previous year have been reclassified / regrouped wherever necessary to conform to current year's classification.

As per our report of even date

For MAJETI & CO.

Chartered Accountants

Firm's registration number: 0159755

Kiran Kumar Majeti

Partner

Membership number: 220354

Hyderabad

June 25, 2021

For and on behalf of the Board

Dinesh Alla

Chairman And Managing Director

DIN No: 01843423

G. Rohini

Chief Financial Officer

Savita Alla

Joint Managing Director

DIN No: 00887071

Deepa Dutta

Company Secretary

**Statement on Impact of Audit Qualifications (for audit report with modified opinion) submitted alongwith
Annual Audited Financial Results (Standalone)**

Statement on Impact of Audit Qualifications for the Financial Year ended March 31, 2021

[Regulation 33 and Regulation 52 of the SEBI (LODR) (Amendment) Regulations, 2016]

(₹ in Lakhs)

I. Sl. No	Particulars	Standalone	
		Audited Figures*	Audited Figures^
1.	Total Income	16562.61	NA
2.	Total Expenditure	15561.65	NA
3.	Net Profit/ (Loss)	743.16	NA
4.	Earnings Per Share	11.68	NA
5.	Total Assets	28106.24	NA
6.	Total Liabilities	4652.00	NA
7.	Net Worth	23454.24	NA
8.	Any other financial item(s) (as felt appropriate by the management)	NA	NA
* (as reported before adjusting for qualifications)			
^(audited figures after adjusting for qualifications)			
II. Audit Qualification (each audit qualification separately)			
A. Details of Audit Qualification:			
As mentioned in Note No. 5 to the Standalone Financial Results, the Company was subjected to the proceedings under section 132 of the Income Tax Act. As per the information and explanations given to us by the Management, consequential impact of the search proceedings, if any, are presently unascertainable and no provision has been made.			
B. Type of Audit Qualification		Qualified opinion	Yes
		Disclaimer of opinion	-
		Adverse opinion	-
C. Frequency of qualification		Appeared first time	-
		Repetition	Yes
		Since how long continuing	2nd time
D. For Audit Qualification(s) where the impact is quantified by the auditor, Management's Views:		Not Quantified	
E. For Audit Qualification(s) where the impact is not quantified by the auditor			
i. Management's estimation on the impact of audit qualification		Not Applicable	
ii. If Management is unable to estimate the impact, reasons for the same:		Quantification can't be made until the conclusion of the matter with the Income Tax Department.	
iii. Auditors' Comments on (i) or (ii) above.		Refer to Audit Qualification mentioned in Point no. II above	

III. Signatories:

Sd/-
Dinesh Alla
Chairman and Managing Director

Sd/-
Rohini Gade
Chief Financial Officer

Sd/-
Raju Mandapalli
Chairman of Audit Committee

Sd/-
Kiran Kumar Majeti
Partner of Majeti & Co., Statutory Auditors

Place: Hyderabad
Date: June 25, 2021



Independent' Auditor's Report

To

The Members of

ALPHAGEO (INDIA) LIMITED

Report on the Audit of the Consolidated Financial Statements

Qualified Opinion

We have audited the accompanying consolidated financial statements of **ALPHAGEO (INDIA) LIMITED** ("the Holding Company") and its subsidiaries, (Holding Company and its subsidiaries together referred to as "the Group") which comprise the Consolidated Balance Sheet as at March 31, 2021, and the Consolidated Statement of Profit and Loss including Other Comprehensive Income, the Consolidated Statement of Cash Flows and the Consolidated Statement of Changes in Equity for the year then ended, and a summary of significant accounting policies and other explanatory information.

In our opinion and to the best of our information and according to the explanations given to us, except for the possible effects of the matter described in the Basis for Qualified Opinion section below, the aforesaid consolidated financial statements give the information required by the Companies Act, 2013 ("the Act") in the manner so required and give a true and fair view in conformity with the Indian Accounting Standards prescribed under section 133 of the Act read with the Companies (Indian Accounting Standards) Rules, 2015, as amended ('Ind AS'), and other accounting principles generally accepted in India, of the consolidated

state of affairs of the Group as at March 31, 2021, and their consolidated profit, their consolidated total comprehensive income, their consolidated cash flows and their consolidated changes in equity for the year ended on that date.

Basis for Qualified Opinion

As mentioned in Note No.40 to the Consolidated Financial Statements, the Holding Company was subjected to the proceedings under section 132 of the Income Tax Act. As per the information and explanations given to us by the Management, consequential impact of the search proceedings, if any, are presently unascertainable and no provision has been made in the Audited consolidated financial statements.

We conducted our audit of the consolidated financial statements in accordance with the Standards on Auditing specified under section 143 (10) of the Act (SAs). Our responsibilities under those Standards are further described in the Auditor's Responsibility for the Audit of the Consolidated Financial Statements section of our report. We are independent of the Group in accordance with the Code of Ethics issued by the Institute of Chartered Accountants of India (ICAI) together with the ethical requirements that are relevant to our audit of the consolidated financial statements under the provisions of the Act and the Rules made thereunder, and we have fulfilled our other ethical responsibilities in accordance

with these requirements and the ICAI's Code of Ethics. We believe that the audit evidence obtained by us and the audit evidence obtained by the other auditors in terms of their reports referred to in the sub-paragraph (a) of the Other Matters section below, is sufficient and appropriate to provide a basis for our qualified audit opinion on the consolidated financial statements.

Key Audit Matters

Key audit matters are those matters that, in our professional judgment, were of most significance in

our audit of the consolidated financial statements of the current period. These matters were addressed in the context of our audit of the consolidated financial statements as a whole, and in forming our opinion thereon, and we do not provide a separate opinion on these matters. In addition to the matter described in the Basis for Qualified Opinion section of our report, we have determined the matters described below to be the key audit matters to be communicated in our report.

Sr. No.	Key Audit Matter	Auditor's Response
1	<p>Accuracy of revenue recognition :</p> <p>Measurement of Liquidated damages/ Contractual Deductions involves critical estimates.</p> <p>As per Ind AS 115</p> <p>Revenue should be recognised when (or as) an entity transfers control of goods or services to a customer at the amount to which an entity expects to be entitled.</p> <p>As per the standard, Company is required to recognise the revenue at the amount of the transaction price. While determining the transaction price, an entity is required to consider the effects of all of the following:</p> <ul style="list-style-type: none"> • Variable consideration • Constraining estimates of variable consideration • Consideration payable to a customer. <p>Applying the principles of Ind AS 115 to the given case, Critical Estimates involved as detailed below:</p> <p>Estimate the amount of consideration, Where the contractual deductions are inherent in determination of transaction price.</p> <p>Estimated Liquidated damages are critical estimate to determine the variable consideration. This estimate has an inherent uncertainty as the deductions will be impacted based on the work to be executed in future in accordance with the contract.</p> <p>Refer Notes 18.1 to the Consolidated financial statements.</p>	<p>Principal audit procedures performed:</p> <ul style="list-style-type: none"> • Based on our knowledge gained through Company's contract with customer and work completed till date, we reviewed the management workings on the calculation of Transaction price adjustment w.r.t to variable consideration i.e., adjustment of transaction price for the contractual deductions. • We also considered the historical accuracy of estimates made by management. • We further challenged management's contract risk assessments by enquiries, and review of correspondence with customers where available.

Information Other than the Financial Statements and Auditor's Report Thereon

- The Holding Company's Board of Directors is responsible for the other information. The other information comprises the information included in the Management Discussion and Analysis, Board's Report including Annexures to Board's Report, Corporate Governance and Shareholder's Information but does not include the consolidated financial statements, standalone financial statements and our auditor's report thereon. These reports comprising other information is expected to be made available to us after the date of this auditor's report.
- Our opinion on the consolidated financial statements does not cover the other information and we will not express any form of assurance conclusion thereon.
- In connection with our audit of the consolidated financial statements, our responsibility is to read the other information, compare with the financial statements of the subsidiaries audited by the other auditors, to the extent it relates to these entities and, in doing so, place reliance on the work of the other auditors and consider whether the other information is materially inconsistent with the consolidated financial statements or our knowledge obtained during the course of our audit or otherwise appears to be materially misstated. Other information so far as it relates to the subsidiaries is traced from their financial statements audited by the other auditors.
- When we read the Management Discussion and Analysis, Board's Report including Annexures to Board's Report, Corporate Governance and Shareholder's Information, if we conclude that there is a material misstatement therein, we are required to communicate the matter to those charged with governance as required under SA 720 'The Auditor's responsibilities Relating to Other Information'.

Management's Responsibility for the Consolidated Financial Statements

The Holding Company's Board of Directors is responsible for the matters stated in section 134(5) of the Act with respect to the preparation of these consolidated financial statements that give a true and fair view of the consolidated financial position, consolidated financial performance including other comprehensive income, consolidated cash flows and consolidated changes in equity of the Group in accordance with the Ind AS and other accounting principles generally accepted in India. The respective Board of Directors of the companies included in the Group are responsible for maintenance of adequate accounting records in accordance with the provisions of the Act for safeguarding the assets of the Group and for preventing and detecting frauds and other irregularities; selection and application of appropriate accounting policies; making judgments and estimates that are reasonable and prudent; and design, implementation and maintenance of adequate internal financial controls, that were operating effectively for ensuring the accuracy and completeness of the accounting records, relevant to the preparation and presentation of the financial statements that give a true and fair view and are free from material misstatement, whether due to fraud or error, which have been used for the purpose of preparation of the consolidated financial statements by the Directors of the Holding Company, as aforesaid.

In preparing the consolidated financial statements, the respective Board of Directors of the companies included in the Group are responsible for assessing the ability of the respective entities to continue as a going concern, disclosing, as applicable, matters related to going concern and using the going concern basis of accounting unless the respective Board of Directors either intends to liquidate their respective entities or to cease operations, or has no realistic alternative but to do so.

The respective Board of Directors of the companies included in the Group are also responsible for overseeing the financial reporting process of the Group.

Auditor's Responsibility for the Audit of the Consolidated Financial Statements

Our objectives are to obtain reasonable assurance about whether the consolidated financial statements as a whole are free from material misstatement, whether due to fraud or error, and to issue an auditor's report that includes our opinion. Reasonable assurance is a high level of assurance, but is not a guarantee that an audit conducted in accordance with SAs will always detect a material misstatement when it exists. Misstatements can arise from fraud or error and are considered material if, individually or in the aggregate, they could reasonably be expected to influence the economic decisions of users taken on the basis of these consolidated financial statements.

As part of an audit in accordance with SAs, we exercise professional judgment and maintain professional skepticism throughout the audit. We also:

- Identify and assess the risks of material misstatement of the consolidated financial statements, whether due to fraud or error, design and perform audit procedures responsive to those risks, and obtain audit evidence that is sufficient and appropriate to provide a basis for our opinion. The risk of not detecting a material misstatement resulting from fraud is higher than for one resulting from error, as fraud may involve collusion, forgery, intentional omissions, misrepresentations, or the override of internal control.
- Obtain an understanding of internal financial control relevant to the audit in order to design audit procedures that are appropriate in the circumstances. Under section 143(3)(i) of the Act, we are also responsible for expressing our opinion on whether the Holding Company has adequate internal financial controls system in place and the operating effectiveness of such controls.
- Evaluate the appropriateness of accounting policies used and the reasonableness of accounting estimates and related disclosures made by the management.
- Conclude on the appropriateness of management's use of the going concern basis of accounting and, based on the audit evidence obtained, whether a material uncertainty exists related to events or conditions that may cast significant doubt on the ability of the Group to continue as a going concern. If we conclude that a material uncertainty exists, we are required to draw attention in our auditor's report to the related disclosures in the consolidated financial statements or, if such disclosures are inadequate, to modify our opinion. Our conclusions are based on the audit evidence obtained up to the date of our auditor's report. However, future events or conditions may cause the Group to cease to continue as a going concern.
- Evaluate the overall presentation, structure and content of the consolidated financial statements, including the disclosures, and whether the consolidated financial statements represent the underlying transactions and events in a manner that achieves fair presentation.
- Obtain sufficient appropriate audit evidence regarding the financial information of the entities or business activities within the Group to express an opinion on the consolidated financial statements. We are responsible for the direction, supervision and performance of the audit of the financial statements of such entities included in the consolidated financial statements of which we are the independent auditors. For the entities or business activities included in the consolidated financial statements, which have been audited by the other auditors, such other auditors remain responsible for the direction, supervision and performance of the audits carried out by them. We remain solely responsible for our audit opinion.

Materiality is the magnitude of misstatements in the consolidated financial statements that, individually or in aggregate, makes it probable that the economic decisions of a reasonably knowledgeable user of the consolidated financial statements may be influenced. We consider quantitative materiality and qualitative factors in (i) planning the scope of our audit work and

in evaluating the results of our work; and (ii) to evaluate the effect of any identified misstatements in the consolidated financial statements.

We communicate with those charged with governance of the Holding Company and such other entities included in the consolidated financial statements of which we are the independent auditors regarding, among other matters, the planned scope and timing of the audit and significant audit findings, including any significant deficiencies in internal control that we identify during our audit.

We also provide those charged with governance with a statement that we have complied with relevant ethical requirements regarding independence, and to communicate with them all relationships and other matters that may reasonably be thought to bear on our independence, and where applicable, related safeguards.

Other Matters

(a) We did not audit the financial statements of three subsidiaries (which includes one step down subsidiary) whose financial statements reflect total assets of ₹4175.33 Lakhs as at March 31, 2021, total revenues of ₹90.44 Lakhs and net cash inflows amounting to ₹17.03Lakhs for the year ended on that date, as considered in the consolidated financial statements. These financial statements have been audited by other auditors whose reports have been furnished to us by the Management and our opinion on the consolidated financial statements, in so far as it relates to the amounts and disclosures included in respect of these subsidiaries and our report in terms of subsection (3) of Section 143 of the Act, in so far as it relates to the aforesaid subsidiaries is based solely on the reports of the other auditors.

Our opinion on the consolidated financial statements above and our report on Other Legal and Regulatory Requirements below, is not modified in respect of the above matters with respect to our reliance on the work done and the reports of the other auditors.

Report on Other Legal and Regulatory Requirements

1. As required by Section 143(3) of the Act, based on our audit and on the consideration of the reports of the other auditors on the separate financial statements of the subsidiaries referred to in the Other Matters section above we report that:
 - a) We have sought and except for the matter described in the Basis for Qualified Opinion section above and obtained all the information and explanations which to the best of our knowledge and belief were necessary for the purposes of our audit of the aforesaid consolidated financial statements.
 - b) In our opinion, except for the possible effects of the matter described in the Basis for Qualified Opinion section above, proper books of account as required by law relating to preparation of the aforesaid consolidated financial statements have been kept so far as it appears from our examination of those books, returns and the reports of the other auditors.
 - c) The Consolidated Balance Sheet, the Consolidated Statement of Profit and Loss including Other Comprehensive Income, the Consolidated Statement of Cash Flows and the Consolidated Statement of Changes in Equity dealt with by this Report are in agreement with the relevant books of account maintained for the purpose of preparation of the consolidated financial statements.
 - d) In our opinion, except for the possible effects of the matter described in the Basis for Qualified Opinion section above, the aforesaid consolidated financial statements comply with the Ind AS specified under Section 133 of the Act.
 - e) The matter described in the Basis for Qualified Opinion section above, in our opinion, may have an adverse effect on the functioning of the Group.

- f) On the basis of the written representations received from the directors of the Holding Company as on March 31, 2021 taken on record by the Board of Directors of the Company and the reports of the statutory auditors of its subsidiary companies incorporated in India, none of the directors of the Group companies, is disqualified as on March 31, 2021 from being appointed as a director in terms of Section 164 (2) of the Act.
- g) With respect to the, Reporting on the adequacy of Internal Financial Control Over Financial Reporting of the Group and the operating effectiveness of such controls, under section 143(3)(i) of the Act is not applicable in view of the exemption available to all the subsidiary companies incorporated in India in terms of the notification no. G.S.R. 583(E) dated 13 June 2017 issued by the Ministry of Corporate Affairs, Government of India, read with general circular No. 08/2017 dated 25 July 2017. Hence this report does not contain a separate report on the internal financial controls over financial reporting of the Group under Clause (i) of Sub-section 3 of Section 143 of the Act.
- h) With respect to the other matters to be included in the Auditor's Report in accordance with the requirements of section 197(16) of the Act, as amended, In our opinion and to the best of our information and according to the explanations given to us, the remuneration paid by the Holding Company to its directors during the year is in accordance with the provisions of section 197 of the Act.
- i) With respect to the other matters to be included in the Auditor's Report in accordance with Rule 11 of the Companies (Audit and Auditors) Rules, 2014, as amended in our opinion and to the best of our information and according to the explanations given to us:
- i) Except for the possible effect of the matter described in the Basis of Qualified Opinion section above, there were no pending litigations which would impact the consolidated financial position of the Group.
 - ii) Provision has been made in the consolidated financial statements, as required under the applicable law or accounting standards, for material foreseeable losses, if any, on long-term contracts and company has no derivative contracts;
 - iii) There has been no delay in transferring amounts, required to be transferred, to the Investor Education and Protection Fund by the Holding Company and its subsidiary companies incorporated in India.

For **MAJETI & CO**
Chartered Accountants
Firm's Registration No: 0159755

Kiran Kumar Majeti
Partner

Place: Hyderabad Membership No:220354
Date: June 25, 2021 UDIN No: 21220354AAAABI4662

CONSOLIDATED BALANCE SHEET

AS AT MARCH 31ST, 2021

(All amounts in Indian Rupees, unless otherwise stated)

Particulars	Note No.	As at March 31, 2021	As at March 31, 2020
ASSETS			
Non-current assets			
(a) Property, plant and equipment	3	82,35,79,479	83,24,62,303
(b) Capital work-in-progress	3	2,19,82,834	1,04,23,714
(c) Intangible assets	4	5,97,151	6,12,434
(d) Deferred tax assets (net)	5	12,58,90,748	9,63,95,362
(e) Other non-current assets	6 (i)	66,11,315	8,24,02,662
Total Non-current assets		97,86,61,527	102,22,96,475
Current assets			
(a) Inventories	7	1,36,24,960	1,02,83,748
(b) Financial assets			
(i) Investments	8	3,09,60,000	-
(ii) Trade receivables	9	88,12,04,476	83,79,43,536
(iii) Cash and cash equivalents	10	57,06,78,680	71,84,64,779
(iv) Bank balances other than (iii) above	11	7,85,11,379	15,78,49,392
(v) Loans	12	3,82,77,573	3,92,57,207
(v) Others	19(b)	18,88,20,100	-
(c) Current tax assets (net)	26	24,98,48,719	39,16,82,463
(d) Other current assets	6 (ii)	6,16,85,883	9,66,75,767
Total Current assets		211,36,11,770	225,21,56,892
TOTAL ASSETS		309,22,73,297	327,44,53,367
EQUITY AND LIABILITIES			
Equity			
(a) Equity share capital	13	6,37,83,670	6,37,83,670
(b) Other equity		256,61,29,830	251,24,00,544
Equity attributable to equity holders of the parent		262,99,13,500	257,61,84,214
Non controlling interest		4,15,207	1,31,302
Total Equity		263,03,28,707	257,63,15,516
LIABILITIES			
Non-current liabilities			
(a) Financial liabilities			
(i) Borrowings	14 (i)	3,64,133	6,96,551
(b) Provisions	15	73,80,041	83,03,890
Total Non-current liabilities		77,44,174	90,00,441
Current liabilities			
(a) Financial liabilities			
(i) Borrowings	14 (ii)	10,821	26,17,07,191
(ii) Trade payables:			
- total outstanding dues to micro and small enterprises (Refer note- 31)		-	-
- total outstanding dues to others		33,02,39,371	28,78,01,930
(iii) Other financial liabilities	16	11,86,26,297	5,46,90,736
(b) Other current liabilities	17	33,68,927	8,23,81,871
(c) Provisions	15	19,55,000	25,55,682
Total current liabilities		45,42,00,416	68,91,37,410
Total liabilities		46,19,44,590	69,81,37,851
TOTAL EQUITY AND LIABILITIES		309,22,73,297	327,44,53,367

The accompanying notes are an integral part of the financial statements

As per our report of even date

For MAJETI & CO.

Chartered Accountants

Firm's registration number: 0159755

Kiran Kumar Majeti

Partner

Membership number: 220354

Hyderabad

June 25, 2021

For and on behalf of the Board

Dinesh Alla

Chairman And Managing Director

DIN No: 01843423

G. Rohini

Chief Financial Officer

Savita Alla

Joint Managing Director

DIN No: 00887071

Deepa Dutta

Company Secretary

STATEMENT OF CONSOLIDATED PROFIT AND LOSS

FOR THE YEAR ENDED MARCH 31, 2021

(All amounts in Indian Rupees, unless otherwise stated)

Particulars	Note No.	For the year ended March 31, 2021	For the year ended March 31, 2020
INCOME			
Revenue from operations	18	143,09,87,164	267,51,89,803
Other income	19	22,57,11,341	3,94,82,452
Total Income		165,66,98,505	271,46,72,255
EXPENSES			
Geophysical survey and related expenses	20	94,54,52,730	192,85,09,882
Employee benefits expense	21	11,75,91,465	15,47,08,958
Finance costs	22	1,77,89,331	2,51,39,014
Depreciation and amortisation expense	23	27,23,69,973	28,34,77,645
Contract Closure Charges	24	11,69,19,036	32,79,38,686
Other expenses	25	9,54,68,164	7,20,06,240
Total Expenses		156,55,90,699	279,17,80,425
Profit/(Loss) before tax		9,11,07,806	(7,71,08,170)
Tax expense			
Current tax	26	5,61,95,165	88,95,848
Deferred tax	26	(2,95,19,833)	16,73,681
Total tax expense		2,66,75,332	1,05,69,529
Profit/(Loss) after tax for the year		6,44,32,474	(8,76,77,699)
Other Comprehensive Income			
A (i) Items that will not be reclassified to profit or loss	15(D)	97,134	(20,71,594)
(ii) Income tax relating to items that will not be reclassified to profit or loss	26	(24,447)	6,28,463
B (i) Items that will be reclassified to profit or loss		(1,07,91,970)	3,66,31,257
(ii) Income tax relating to items that will not be reclassified to profit or loss		-	-
Total Other Comprehensive Income for the year		(1,07,19,283)	3,51,88,126
Total Comprehensive Income for the year		5,37,13,191	(5,24,89,573)
Profit/(Loss) attributable to :			
(a) Owners of Alphageo (India) Limited		6,44,48,569	(8,76,71,230)
(b) Non- Controlling Interest		(16,095)	(6,469)
Other Comprehensive Income			
(a) Owners of Alphageo (India) Limited		(1,07,19,283)	3,51,88,126
(b) Non- Controlling Interest		-	-
Total Comprehensive Income for the year			
(a) Owners of Alphageo (India) Limited		5,37,29,286	(5,24,83,104)
(b) Non- Controlling Interest		(16,095)	(6,469)
Earnings/(Loss) per share (Face value of ₹10 each)			
(a) Basic	36	10.13	(13.77)
(b) Diluted	36	10.13	(13.77)

The accompanying notes are an integral part of the financial statements

As per our report of even date

For MAJETI & CO.

Chartered Accountants

Firm's registration number: 0159755

Kiran Kumar Majeti

Partner

Membership number: 220354

Hyderabad

June 25, 2021

For and on behalf of the Board

Dinesh Alla

Chairman And Managing Director

DIN No: 01843423

G. Rohini

Chief Financial Officer

Savita Alla

Joint Managing Director

DIN No: 00887071

Deepa Dutta

Company Secretary

STATEMENT OF CONSOLIDATED CASH FLOWS

FOR THE YEAR ENDED MARCH 31, 2021

(All amounts in Indian Rupees, unless otherwise stated)

Particulars	For the year ended March 31, 2021	For the year ended March 31, 2020
Cash flow from operating activities		
Profit/(Loss) before tax	9,11,07,806	(7,71,08,170)
Adjustments for		
Depreciation and amortisation expenses	27,23,69,973	28,34,77,645
Unrealised foreign exchange gain(net)	5,31,629	(214)
Interest income	(2,38,04,453)	(1,41,76,682)
Book deficit on assets discarded	3,74,05,188	-
Provision no longer required written back	(1,06,30,535)	-
Performance guarantee receivable	(18,88,20,100)	-
Gain on sale / fair value of investments	(8,74,080)	(2,47,81,294)
Finance costs	1,77,89,331	2,51,39,014
(Profit) / Loss on sale of property, plant and equipment (net)	(15,82,173)	4,79,311
Operating profit before working capital changes	19,34,92,586	19,30,29,610
Change in operating assets and liabilities		
Trade receivables and other assets	(96,50,130)	75,60,49,929
Inventories	(33,41,212)	(60,33,266)
Trade payables, other liabilities and provisions	3,54,61,875	(53,21,19,223)
Cash generated from operating activities	21,59,63,119	41,09,27,050
Income tax paid / (refund)	8,56,63,026	(37,63,96,681)
Net cash generated from operating activities	30,16,26,145	3,45,30,369
Cash flows from investing activities		
Purchase of property, plant and equipment and Capital work-in-progress	(24,22,48,986)	(25,76,52,822)
Proceeds from disposal of property, plant and equipment	50,22,920	21,68,922
Loan given and received (net)	9,79,634	(3,92,57,207)
Purchase of current investments	(3,00,85,920)	-
Proceeds from sale of liquid investments	-	2,47,81,294
Change in bank balances (having maturity of more than three months) (net)	7,46,64,853	2,28,90,049
Interest received	2,89,94,093	1,93,66,322
Net cash (outflow) from investing activities	(16,26,73,406)	(22,77,03,442)
Cash flows from financing activities		
Proceeds/(repayment) of non current borrowing (net)	(3,03,449)	1,36,885
Proceeds/(repayment) of current borrowing (net)	(26,16,96,370)	(1,59,42,972)
Finance costs paid	(1,77,89,470)	(2,51,42,632)
Dividend and dividend tax paid	-	(12,27,69,018)
Proceeds from issue of shares by a subsidiary to minority shareholders	3,00,000	-
Net cash (outflow) from financing activities	(27,94,89,289)	(16,37,17,737)

STATEMENT OF CONSOLIDATED CASH FLOWS

FOR THE YEAR ENDED MARCH 31, 2021

(All amounts in Indian Rupees, unless otherwise stated)

Particulars	For the year ended March 31, 2021	For the year ended March 31, 2020
Net increase in cash and cash equivalents	(14,05,36,550)	(35,68,90,810)
Exchange difference on translation of foreign currency cash and cash equivalent	(64)	214
Effect of foreign currency translations on consolidation	(72,49,485)	2,36,85,387
Cash and cash equivalents at the beginning of the year	71,84,64,779	105,16,69,987
Cash and cash equivalents at end of the year	57,06,78,680	71,84,64,779

Notes:

1. The Cash flow statement has been prepared under the indirect method as set out in Indian Accounting Standard (Ind AS 7)- Statement of Cash Flows.
2. Previous year figures have been regrouped /reclassified to conform to current year classification.
3. Figures in brackets represents outflows.
4. Taxes paid are treated as arising from operating activities.

The accompanying notes are an integral part of the financial statements

As per our report of even date

For MAJETI & CO.

Chartered Accountants

Firm's registration number: 0159755

Kiran Kumar Majeti

Partner

Membership number: 220354

Hyderabad

June 25, 2021

For and on behalf of the Board

Dinesh Alla

Chairman And Managing Director

DIN No: 01843423

G. Rohini

Chief Financial Officer

Savita Alla

Joint Managing Director

DIN No: 00887071

Deepa Dutta

Company Secretary

STATEMENT OF CHANGES IN EQUITY
FOR THE YEAR ENDED MARCH 31, 2021

(All amounts in Indian Rupees, unless otherwise stated)

a. Equity share capital	Note No.	No of Shares	Amount
Paid up Equity Share capital			
Paid up Equity Share capital		63,64,767	6,36,47,670
Amount originally paid up on forfeited shares			1,36,000
As at March 31, 2019		63,64,767	6,37,83,670
Changes in equity share capital during the year	12	-	-
As at March 31, 2020		63,64,767	6,37,83,670
Changes in equity share capital during the year	12	-	-
As at March 31, 2021		63,64,767	6,37,83,670

b. Other Equity	Reserves and surplus				Other Comprehensive Income		Total	Attributable to Equity holders of parent	Non Controlling Interest
	Capital Reserve	Securities Premium	General reserve	Retained earnings	Remeasurements of defined benefits plan, net of tax	Exchange differences in translating the financial statements of foreign operations			
Balance as at April 01, 2019	1,61,18,047	54,91,47,431	4,00,00,000	208,21,35,860	7,12,608	(5,83,509)	268,77,90,437	268,76,52,666	1,37,771
Profit / (loss) for the year	-	-	-	(8,76,77,699)	-	-	(8,76,77,699)	(8,76,71,230)	(6,469)
Remeasurements of defined benefits plan, net of tax	-	-	-	-	(14,43,131)	-	(14,43,131)	(14,43,131)	-
Exchange differences in translating the financial statements of foreign operations	-	-	-	-	-	3,66,31,257	3,66,31,257	3,66,31,257	-
Total comprehensive income for the year	-	-	-	(8,76,77,699)	(14,43,131)	3,66,31,257	(5,24,89,573)	(5,24,83,104)	(6,469)
Transactions with owners in their capacity as owners:									
Dividend (including tax on dividend distribution)	-	-	-	(12,27,69,018)	-	-	(12,27,69,018)	(12,27,69,018)	-
Balance as at March 31, 2020	1,61,18,047	54,91,47,431	4,00,00,000	187,16,89,143	(7,30,523)	3,60,47,748	251,25,31,846	251,24,00,544	1,31,302

STATEMENT OF CHANGES IN EQUITY

FOR THE YEAR ENDED MARCH 31, 2021

(All amounts in Indian Rupees, unless otherwise stated)

	Reserves and surplus				Other Comprehensive Income			Total	Attributable to Equity holders of parent	Non Controlling Interest
	Capital Reserve	Securities Premium	General reserve	Retained earnings	Remeasurements of defined benefits plan, net of tax	Exchange differences in translating the financial statements of foreign operations				
Balance as at April 01, 2020	1,61,18,047	54,91,47,431	4,00,00,000	187,16,89,143	(7,30,523)	3,60,47,748	251,25,31,846	251,24,00,544	1,31,30,2	
Profit / (loss) for the year	-	-	-	6,44,32,474	-	-	6,44,32,474	6,44,48,569	(16,095)	
Issue of Share Capital	-	-	-	-	-	-	-	-	3,00,000	
Remeasurements of defined benefits plan, net of tax	-	-	-	-	72,687	-	72,687	72,687	-	
Exchange differences in translating the financial statements of foreign operations	-	-	-	-	-	(1,07,91,970)	(1,07,91,970)	(1,07,91,970)	-	
Total comprehensive income for the year	-	-	-	6,44,32,474	72,687	(1,07,91,970)	5,37,13,191	5,37,29,286	2,83,905	
Balance as at March 31, 2021	1,61,18,047	54,91,47,431	4,00,00,000	193,61,21,617	(6,57,836)	2,52,55,778	256,62,45,037	256,61,29,830	4,15,207	

Nature and purpose of reserves

(i) Capital reserve

Represents money received on warrants forfeited for failure in compliance with terms of issue.

(ii) Securities premium :

Represents premium received on issue of securities, mandatorily to be utilised in accordance with the provisions of the Companies Act, 2013.

(iii) General Reserve:

General reserve, created out of profits of the company, will be utilised for meeting future contingencies and losses if any.

The accompanying notes are an integral part of the financial statements

As per our report of even date

For MAJETI & CO.

Chartered Accountants

Firm's registration number: 01159755

Kiran Kumar Majeti

Partner

Membership number: 220354

Hyderabad

June 25, 2021

For and on behalf of the Board

Dinesh Alla

Chairman And Managing Director

DIN No: 01843423

G. Rohini

Chief Financial Officer

Savita Alla

Joint Managing Director

DIN No: 00887071

Deepa Dutta

Company Secretary

Notes annexed to and forming part of the Financial Statements

1. Corporate Information

- 1.1 Alphageo (India) Limited (the Company or AGIL or Parent Company) is a public limited Company incorporated in the year of 1987 under the provisions of erstwhile Companies Act, 1956 having its registered office at Hyderabad in the state of Telangana, India. The Equity Shares of the Company are listed with Stock Exchanges in India viz., BSE Limited, Mumbai and the National Stock Exchange of India Limited, Mumbai.
- 1.2 The Consolidated financial statements comprise of financial statements of Alphageo (India) Limited ('the Company' or 'the Holding Company or Parent Company) and its subsidiaries listed below considered for consolidation (collectively, "the Group") for the year ended March 31, 2021:

Name of the Entity	Country of Incorporation	Extent of holding	
		As At March 31, 2021	As At March 31, 2020
Alphageo International Limited	Dubai	100%	100%
Alphageo DMCC	Dubai	100%	100%
Alphageo Marine Services Private Limited	India	74%	74%
Alphageo Offshore Services Private Limited	India	70%	100%

- 1.3 The Group is providing Geophysical Seismic Data Acquisition, Processing and Interpretation Services for exploration of hydrocarbons and minerals.
- 1.4 The Consolidated financial statements were approved by the Board of Directors and authorised for issue on June 25, 2021.

2. Basis of Preparation of consolidated financial statements

The consolidated financial statements have been prepared as a going concern on accrual basis of accounting. The Group has adopted historical cost basis for assets and liabilities except for certain items which have been measured on a different basis and such basis is disclosed in the relevant accounting policy. The consolidated financial statements are presented in Indian Rupees (INR).

Compliance with Ind AS

The consolidated financial statements comply in all material aspects with Indian Accounting Standards (Ind AS) notified under Section 133 of the Companies Act, 2013 (the Act) [Companies (Indian Accounting Standards) Rules, 2015] and other relevant provisions of the Act and the guidelines issued by Securities and Exchange Board of India (SEBI).

Current and non-current classification

All assets and liabilities have been classified as current or non-current as per Group's operating cycle and other criteria set out in Schedule-III of the Companies Act 2013. Based on the nature of business, the Group has ascertained its operating cycle as 12 months for the purpose of Current or non-current classification of assets and liabilities.

An asset is classified as current if:

- (i) It is expected to be realised or sold or consumed in the Group's normal operating cycle;
- (ii) It is held primarily for the purpose of trading;
- (iii) It is expected to be realized within twelve months after the reporting period; or
- (iv) It is cash or a cash equivalent unless it is restricted from being exchanged or used to settle a liability for at least twelve months after the reporting period.

Notes annexed to and forming part of the Financial Statements

A liability is classified as current if:

- (i) It is expected to be settled in normal operating cycle;
- (ii) It is held primarily for the purpose of trading;
- (iii) It is expected to be settled within twelve months after the reporting period;
- (iv) It has no unconditional right to defer the settlement of the liability for at least twelve months after the reporting period.

All other assets and liabilities are classified as non-current. Deferred tax assets and liabilities are classified as non-current only.

2.1 Significant Accounting Policies

The significant accounting policies adopted in the preparation of these consolidated financial statements are detailed hereafter. These policies have been consistently applied to all the years presented, unless otherwise stated.

2.2 Basis of consolidation

The consolidated financial statements comprise the financial statements of the Company and its subsidiaries as at March 31, 2021

Subsidiaries

Subsidiaries are all entities (including structured entities) over which the group has control. The group controls an entity when the group is exposed to, or has rights to, variable returns from its involvement with the entity and has the ability to affect those returns through its power to direct the relevant activities of the entity.

Subsidiaries are fully consolidated from the date on which control is transferred to the group and will be deconsolidated from the date the control ceases.

The group combines the financial statements of the parent and its subsidiaries line by line adding together like items of assets, liabilities, equity, income and expenses. Intercompany transactions, balances and unrealised gains on transactions

between group companies are eliminated. Unrealised losses are also eliminated unless the transaction provides evidence of an impairment of the transferred asset. Accounting policies of subsidiaries have been changed where necessary to ensure consistency with the policies adopted by the group.

The financial statements of each of the subsidiaries used for the purpose of consolidation are drawn up to same reporting date as that of the Company, i.e., year ended on 31 March.

Non-controlling interests (NCI)

Non-controlling interests in the results and equity of subsidiaries are shown separately in the Consolidated Statement of profit and loss, Consolidated Statement of changes in equity and Consolidated Balance Sheet respectively

2.3 Segment Reporting

Operating segments are reported in a manner consistent with the internal reporting provided to the Chief Operating Decision Maker. The Chairman & Managing Director has been identified as the Chief Operating Decision Maker. Refer Note 33 for the segment information presented.

2.4 Foreign currency transactions

a) Functional and presentation currency

The consolidated financial statements are presented in Indian rupee (INR), which is functional and presentation currency of the Parent Company

b) Transactions and balances

Foreign currency transactions are translated into the functional currency using the exchange rates at the dates of the transactions. Foreign exchange gains and losses resulting from the settlement of such transactions and from the translation of monetary assets and liabilities denominated in foreign currencies at year end exchange rates are generally

Notes annexed to and forming part of the Financial Statements

recognised in statement of profit and loss. Non-monetary items that are measured in terms of historical cost in a foreign currency, using the exchange rate at the date of the transaction. Non-monetary items that are measured at fair value in a foreign currency are translated using the exchange rates at the date when the fair value was determined. Translation differences on assets and liabilities carried at fair value are reported as part of the fair value gain or loss.

c) **Group companies**

The results and financial position of foreign operations that have a functional currency different from the presentation currency are translated into the presentation currency as follows:

- assets and liabilities are translated at the closing rate at the date of that balance sheet
- income and expenses are translated at average exchange rates (unless this is not a reasonable approximation of the cumulative effect of the rates prevailing on the transaction dates, in which case income and expenses are translated at the dates of the transactions), and
- All resulting exchange differences are recognised in other comprehensive income.

2.5 Use of estimates, assumptions and judgements

The preparation of consolidated financial statements in conformity with Ind AS requires to make estimates and assumptions and judgements that affect the reported amounts of assets and liabilities and disclosure of contingent assets and liabilities at the date of the consolidated financial statements and the results of operations during the reporting periods. Although these estimates are based upon management's best knowledge

of current events and actions, actual results could differ from those estimates. Estimates and underlying assumptions are reviewed on an ongoing basis. Any revision to accounting estimates is recognized prospectively in the current and future periods.

Following are the areas that involved a higher degree of judgement or complexity, and of items which are more likely to be materially adjusted due to estimates and assumptions turning out to be different than those originally assessed. Detailed information about each of these estimates and judgements is included in relevant notes together with information about the basis of calculation for each affected line item in the consolidated financial statements.

The areas involving critical estimates or judgements are:

- Variable Consideration in accordance with Ind AS 115– Note 18(a)
- Estimated useful life of tangible asset – Note 2.8
- Estimated useful life of intangible asset – Note 2.9
- Estimation of expected credit loss on financial assets in accordance with Ind AS 109– Note 29(A)
- Estimation of defined benefit obligation in accordance with Ind AS 19– Note 15.
- Estimation of uncertainties relating to the global health pandemic from COVID-19- Note 29(D)
- Estimation of Recognition of Deferred Tax Asset: Deferred Tax Asset (net) balances are recognised for the deductible temporary difference for which there is probability of utilisation against the future taxable profit. The company uses judgement to determine the amount of deferred tax asset that can be recognised based on likely timing and level of future taxable profits.

Notes annexed to and forming part of the Financial Statements

2.6 Revenue recognition

Sale of Services - Recognition & Measurement

Revenue is recognised upon transfer of control of promised services to customers in an amount that reflects the consideration which the group expects to receive in exchange for those services.

Revenue from Seismic Data Acquisition, Processing and Interpretation Services are recognised on output basis measured by milestones reached, units delivered, efforts expended, number of transactions processed, etc.

Revenue on time-and-material contracts are recognized as the related services are performed and revenue from the end of the last invoicing to the reporting date is recognized as unbilled revenue

Revenue is measured based on the transaction price, which is the consideration, adjusted for volume discounts, service level credits, performance bonuses, price concessions, penalties and incentives, if any, as specified in the contract with the customer. Revenue also excludes taxes collected from customers.

The group disaggregates revenue from contracts with customers by geography of services provided.

Dividend Income

Dividend income on investments is accounted for when the right to receive the same is established. Dividend income is included in Other Income in the Statement of Profit and Loss.

Interest Income

Interest income from debt instruments is recognised using the effective interest rate method. The effective interest rate is the rate that exactly discounts estimated future cash receipts through the expected life of the financial asset to the gross carrying amount of a financial asset. When calculating the effective interest rate, the group estimates the expected cash flows by considering

all the contractual terms of the financial instrument but does not consider the expected credit losses.

2.7 Leases

As a lessee

The Company accounts for each lease component within the contract as a lease separately from non-lease components of the contract and allocates the consideration in the contract to each lease component on the basis of the relative stand-alone price of the lease component and the aggregate stand-alone price of the non-lease components.

The Company recognises right-of-use asset representing its right to use the underlying asset for the lease term at the lease commencement date. The cost of the right-of-use asset measured at inception shall comprise of the amount of the initial measurement of the lease liability adjusted for any lease payments made at or before the commencement date less any lease incentives received, plus any initial direct costs incurred and an estimate of costs to be incurred by the lessee in dismantling and removing the underlying asset or restoring the underlying asset or site on which it is located. The right-of-use assets is subsequently measured at cost less any accumulated depreciation, accumulated impairment losses, if any and adjusted for any remeasurement of the lease liability. The right-of-use assets is depreciated using the straight-line method from the commencement date over the shorter of lease term or useful life of right-of-use asset. The estimated useful lives of right-of use assets are determined on the same basis as those of property, plant and equipment. Right-of-use assets are tested for impairment whenever there is any indication that their carrying amounts may not be recoverable. Impairment loss, if any, is recognised in the statement of profit and loss.

The Company measures the lease liability at the present value of the lease payments that are not paid at the commencement date of the lease.

The lease payments are discounted using the interest rate implicit in the lease, if that rate can be readily determined. If that rate cannot be readily determined, the Company uses incremental borrowing rate. For leases with reasonably similar characteristics, the Company, on a lease by lease basis, may adopt either the incremental borrowing rate specific to the lease or the incremental borrowing rate for the portfolio as a whole. The lease payments shall include fixed payments, variable lease payments, residual value guarantees, exercise price of a purchase option where the Company is reasonably certain to exercise that option and payments of penalties for terminating the lease, if the lease term reflects the lessee exercising an option to terminate the lease. The lease liability is subsequently remeasured by increasing the carrying amount to reflect interest on the lease liability, reducing the carrying amount to reflect the lease payments made and remeasuring the carrying amount to reflect any reassessment or lease modifications or to reflect revised in-substance fixed lease payments. The company recognises the amount of the re-measurement of lease liability due to modification as an adjustment to the right-of-use asset and statement of profit and loss depending upon the nature of modification. Where the carrying amount of the right-of-use asset is reduced to zero and there is a further reduction in the measurement of the lease liability, the Company recognises any remaining amount of the re-measurement in statement of profit and loss.

As a lessor

At the inception of the lease the Company classifies each of its leases as either an operating lease or a finance lease. The Company recognises lease payments received under operating leases as income on a straight-line basis over the lease term. In case of a finance lease, finance income is recognised over the lease term based on a pattern reflecting a constant periodic rate of return on the company's net investment in the lease. When the Company is an intermediate lessor it accounts for

its interests in the head lease and the sub-lease separately. It assesses the lease classification of a sub-lease with reference to the right-of-use asset arising from the head lease, not with reference to the underlying asset. If a head lease is a short term lease to which the Company applies the exemption described above, then it classifies the sub-lease as an operating lease.

2.8 Property, Plant and Equipment

i) Recognition and measurement

The initial cost of property, plant and equipment comprises its purchase price, including import duties and non-refundable purchase taxes, and any directly attributable costs of bringing an asset to working condition and location for its intended use. It also includes the initial estimate of the costs if any of dismantling and removing the item and restoring the site on which it is located. Items such as spares are capitalized when they meet the definition of property, plant and equipment. If significant parts of an item of property, plant and equipment have different useful lives, then they are accounted for as separate items (major components) of property, plant and equipment. Likewise, expenditure towards major inspections and overhauls are identified as a separate component and depreciated over the expected period till the next overhaul expenditure.

ii) Subsequent expenditure

Subsequent costs are included in the asset's carrying amount or recognised as a separate asset, as appropriate in property, plant and equipment the cost of replacing part of such an item when the cost is incurred if the recognised criteria are met. The carrying amount of any component accounted for as separate asset is derecognised when replaced. All other repairs and maintenance are charged

Notes annexed to and forming part of the Financial Statements

to profit or loss during the reporting period in which they are incurred.

iii) Derecognition

An item of property, plant and equipment is derecognised upon disposal or when no future economic benefit is expected to arise from the continued use of the asset. Any gain or loss arising on de-recognition of the asset (calculated as the difference between the net disposal proceeds and the carrying amount of the item) is recognised in profit and loss in the period the item is derecognised.

iv) Depreciation expense

Depreciation is charged on straight line basis so as to write off the depreciable amount of the asset over the useful lives specified in Schedule II to the Act. The useful life of the assets is periodically reviewed and re-determined based on a technical evaluation and expected use. In case of revision in useful life of an asset, the unamortised depreciable amount is charged over the remaining useful life of such asset. The cases, where the useful life of assets so determined, considering the nature of the asset, estimated usage of the asset, the operating conditions of the asset, past history of replacement, anticipated technological changes, manufacturers warranties and maintenance support, etc., different from the useful life as specified under Part C of Schedule II of the Act as given below:

Nature of Asset	Useful Life
Machinery in the nature of Geophone strings and cables	5 Years
Machinery in the nature of equipment used for Seismic Survey	5 Years
Machinery in the nature of Vibrators used for Seismic Survey	20 Years

The group reviews the residual value, useful lives and depreciation method annually and, if

expectations differ from previous estimates, the change is accounted for as a change in accounting estimate on a prospective basis.

Advances paid towards the acquisition of property, plant and equipment outstanding at each Balance Sheet date is classified as capital advances under other non-current assets and the cost of assets not ready to use before such date are disclosed under 'Capital work-in-progress'.

2.9 Intangible assets and amortisation

Intangible assets acquired separately are measured on initial recognition at cost. Following initial recognition, intangible assets are carried at cost less accumulated amortization and accumulated impairment losses, if any.

Nature of Asset	Useful Life
Software	3 Years

The estimated useful life and amortization method are reviewed at the end of each reporting period, with the effect of any changes in estimate being accounted for on a prospective basis.

2.10 Financial Instruments

Classification, initial recognition and measurement

A financial instrument is any contract that gives rise to a financial asset for one entity and a financial liability or equity instrument for another entity. Financial instruments are recognized on the balance sheet when the group becomes a party to the contractual provisions of the instrument.

(i) Financial Assets

Classification:

The Group classifies its financial assets in the following measurement categories:

- those to be measured subsequently at fair value (either through other comprehensive income, or through profit or loss), and
- those measured at amortised cost.

Notes annexed to and forming part of the Financial Statements

The classification depends on the entity's business model for managing the financial assets and the contractual terms of the cash flows.

For assets measured at fair value, gains and losses will either be recorded in profit or loss or other comprehensive income. For investments in debt instruments, this will depend on the business model in which the investment is held. For investments in equity instruments, this will depend on whether the Group has made an irrevocable election at the time of initial recognition to account for the equity investment at fair value through other comprehensive income.

The Group reclassifies debt investments when and only when its business model for managing those assets changes.

At initial recognition

The Group measures a financial asset at its fair value plus, in the case of a financial asset not at fair value through profit or loss, transaction costs that are directly attributable to the acquisition of the financial asset. Transaction costs of financial assets carried at fair value through profit or loss are expensed in profit or loss.

Subsequent measurement - Debt instruments

Subsequent measurement of debt instruments depends on the group's business model for managing the asset and the cash flow characteristics of the asset. There are three measurement categories into which the group classifies its debt instruments:

i. At amortised cost:

Financial assets having contractual terms that give rise on specified dates to cash flows that are solely payments of principal and interest on the principal outstanding and that are held within a business model whose objective is to hold such assets in order to collect such contractual cash flows are classified in this category. Subsequently, these are

measured at amortized cost using the effective interest method less any impairment losses.

ii. At fair value through other comprehensive income (FVOCI):

Financial assets are measured at fair value through other comprehensive income if these financial assets are held within a business whose objective is achieved by both collecting contractual cash flows on specified dates that are solely payment of principle and interest on the principle amount outstanding and selling financial assets.

iii. At fair value through profit or loss (FVTPL):

Financial assets are measured at fair value through profit or loss unless it is measured at amortised cost or at fair value through other comprehensive income on initial recognition. The transaction costs directly attributable to the acquisition of financial assets at fair value through profit or loss are immediately recognised in profit or loss.

Other Equity Investments

All other equity investments are measured at fair value, with value changes recognised in Statement of Profit and Loss, except for those equity investments for which the group has elected to present the value changes in 'Other Comprehensive Income'.

Cash and cash equivalents

Cash and cash equivalent in the balance sheet comprise cash at banks, cash on hand, Liquid Investments, and short-term deposits with an original maturity of three months or less, which are subject to an insignificant risk of changes in value.

For the purpose of the statement of cash flows, cash and cash equivalents consist of cash and short-term deposits, as defined above, net of outstanding bank overdrafts as they are considered an integral part of the group's cash management.

Notes annexed to and forming part of the Financial Statements

Trade receivables

Trade receivables are recognised initially at fair value and subsequently measured at amortised cost using the effective interest method, less provision for impairment.

(ii) Financial liabilities

Classification, initial recognition and measurement

Financial liabilities are classified, at initial recognition, as financial liabilities at fair value through profit or loss, loans and borrowings, or payables, as appropriate. All financial liabilities are recognised initially at fair value and, in the case of loans and borrowings and payables, net of directly attributable transaction costs. The Group's financial liabilities include trade and other payables, loans and borrowings including bank overdrafts.

Subsequent measurement

Financial liabilities are carried at amortized cost using the effective interest method. For trade and other payables maturing within one year from the balance sheet date, the carrying amounts approximate fair value due to the short maturity of these instruments.

Trade and other payables

Trade and other payables represent liabilities for goods and services prior to the end of financial year which are unpaid. Trade and other payables are presented as current liabilities unless payment is not due within 12 months after the reporting period. They are recognised initially at their fair value and subsequently measured at amortised cost using the effective interest method.

Loans and borrowings

Borrowings are initially recognised at fair value, net of transaction costs incurred. Borrowings are subsequently measured at amortised cost. Any difference between the proceeds (net of transaction

costs) and the redemption amount is recognised in profit or loss over the period of the borrowings using the effective interest method. Fees paid on the establishment of loan facilities are recognised as transaction costs of the loan to the extent that it is probable that some or all of the facility will be drawn down. In this case, the fee is deferred until the draw down occurs. To the extent there is no evidence that it is probable that some or all of the facility will be drawn down, the fee is capitalised as a prepayment for liquidity services and amortised over the period of the facility to which it relates.

Derecognition of financial instruments

The group derecognises a financial asset when the contractual rights to the cash flows from the asset expire, or when it transfers the financial asset and substantially all the risks and rewards of ownership of the asset to another party. On de-recognition of a financial asset the difference between the carrying amount and the consideration received is recognised in the statement of profit and loss.

The Group derecognises financial liabilities when, and only when, the Group's obligations are discharged, cancelled or have expired. On de-recognition of a financial liability the difference between the carrying amount of the financial liability derecognised and the consideration paid and payable is recognised in the statement of profit and loss.

Offsetting financial instruments

Financial assets and liabilities are offset and the net amount is reported in the balance sheet where there is a legally enforceable right to offset the recognised amounts and there is an intention to settle on a net basis or realise the asset and settle the liability simultaneously. The legally enforceable right must not be contingent on future events and must be enforceable in the normal course of business and in the event of default, insolvency or bankruptcy of the group or the counterparty.

Notes annexed to and forming part of the Financial Statements

2.11 Impairment of Assets

Financial assets

The Group assesses at each date of balance sheet impairment if any of a financial asset or a group of financial assets. The group uses, in accordance with Ind AS 109, 'Expected Credit Loss' (ECL) model, for evaluating impairment of financial assets other than those measured at fair value through profit and loss (FVTPL). Expected credit losses are measured through a loss allowance at an amount equal to: The 12-months expected credit losses (expected credit losses that result from those default events on the financial instrument that are possible within 12 months after the reporting date); or Full lifetime expected credit losses (expected credit losses that result from all possible default events over the life of the financial instrument).

For trade receivables:

Group applies 'simplified approach' which requires expected lifetime losses to be recognised from initial recognition of the receivables. The Group uses historical default rates to determine impairment loss on the portfolio of trade receivables. At every reporting date these historical default rates are reviewed and changes in the forward looking estimates are analysed.

For other assets:

Group uses 12 month ECL to provide for impairment loss where there is no significant increase in credit risk. If there is significant increase in credit risk full lifetime ECL is used.

Non-financial assets

Property, Plant and Equipment and Other intangible assets with finite life are evaluated for recoverability when there is any indication that their carrying amounts may not be recoverable. If any such indication exists, the recoverable amount (i.e. higher of the fair value less cost to sell and the

value-in-use) is determined on an individual asset basis unless the asset does not generate cash flows that are largely independent of those from other assets. In such cases, the recoverable amount is determined for the cash generating unit (CGU) to which the asset belongs. If the recoverable amount of an asset or CGU is estimated to be less than its carrying amount, the carrying amount of the asset or CGU is reduced to its recoverable amount and impairment loss is recognised in the profit or loss.

2.12 Equity instruments

An equity instrument is any contract that evidences residual interests in the assets of the Group after deducting all of its liabilities. Equity instruments issued by the Group are recorded at the proceeds received, net of direct issue costs.

2.13 Inventories

Stock of Stores and spares is valued at lower of cost and net realisable value. Cost is determined considering the cost of purchase and other costs incurred for acquisition and on the basis of first in first out method (FIFO). Net realizable value is the estimated selling price in the ordinary course of business, less estimated cost necessary to make the sale.

2.14 Tax expenses

Tax expense comprises of current tax and deferred tax. Current tax is measured at the amount expected to be paid to the tax authorities, based on estimated tax liability computed after taking credit for allowances and exemption in accordance with the local tax laws existing in the respective countries.

Current and deferred tax are recognised in profit or loss, except when they relate to items that are recognised in other comprehensive income or directly in equity, in which case, the income taxes are recognised in other comprehensive income or directly in equity, respectively.

Notes annexed to and forming part of the Financial Statements

Current tax assets and current tax liabilities are presented in the statement of financial position after off-setting taxes paid or deemed to be paid and current income tax expenses for the year arising in the same tax jurisdiction and where the relevant tax paying units intends to settle the asset and liability on a net basis.

Deferred income taxes

Deferred tax is recognised using the balance sheet approach. Deferred income tax assets and liabilities are recognised for deductible and taxable temporary differences arising between the tax base of assets and liabilities and their carrying amount, except when the deferred income tax arises from the initial recognition of goodwill or an asset or liability in a transaction that is not a business combination and affects neither accounting nor taxable profit or loss at the time of the transaction.

Deferred income tax asset is recognised to the extent it is probable that taxable profit will be available against which the deductible temporary differences and the carry forward of unused tax credits and unused tax losses can be utilised.

The carrying amount of deferred income tax assets is reviewed at each reporting date and reduced to the extent that it is no longer probable that sufficient taxable profit will be available to allow all or part of the deferred income tax asset to be utilised.

Deferred tax assets and liabilities are measured using substantively enacted tax rates expected to apply to taxable income in the years in which the temporary differences are expected to be received or settled.

Deferred tax assets include Minimum Alternative Tax (MAT) paid in accordance with the tax laws in India, which gives rise to future economic benefits in the form of adjustment of future income tax liability, is considered as an asset if there is probable evidence that the Group will pay normal income tax after the tax holiday period.

Deferred tax assets and liabilities are offset when it relates to income taxes levied by the same taxation authority and the relevant entity intends to settle its current tax assets and liabilities on a net basis.

The Group recognised interest related to income tax in interest expenses.

2.15 Provisions, contingent liabilities, and contingent asset

Provisions are recognised when the group has a present obligation (legal or constructive) as a result of a past event, it is probable that an outflow of resources embodying economic benefits will be required to settle the obligation, and a reliable estimate can be made of the amount of the obligation. The expense relating to any provision is presented in the statement of profit and loss net of any reimbursement. If the effect of the time value of money is material, provisions are determined by discounting the expected future cash flows at a pre-tax rate that reflects current market assessments of the time value of money and, where appropriate, the risks specific to the liability. Where discounting is used, the increase in the provision due to the passage of time is recognised as other finance expense.

A contingent liability is a possible obligation that arises from past events whose existence will be confirmed by the occurrence or non-occurrence of one or more uncertain future events beyond the control of the group or a present obligation that is not recognized because it is not probable that an outflow of resources will be required to settle the obligation. A contingent liability also arises in extremely rare cases where there is a liability that cannot be recognized because it cannot be measured reliably. The group does not recognize a contingent liability but discloses its existence in the financial statements.

A contingent asset is not recognised unless it becomes virtually certain that an inflow of economic benefits will arise. When an inflow

Notes annexed to and forming part of the Financial Statements

of economic benefits is probable, contingent assets are disclosed in the financial statements. Contingent liabilities and contingent assets are reviewed at each balance sheet date.

2.16 Employee benefits

(i) Short term employee benefit obligations

Liabilities for wages and salaries, including non-monetary benefits that are expected to be settled wholly within 12 months after the end of the period in which the employees render the related service are recognised in respect of employees' services up to the end of the reporting period and are measured at the amounts expected to be paid when the liabilities are settled. The liabilities are presented as current employee benefit obligations in the balance sheet.

(ii) Other long term employee benefit obligations

The liabilities for accumulating compensated absences not expected to be settled wholly within 12 months after the end of the period in which the employees render the related service are measured at the present value of expected future payments to be made in respect of services provided using the projected unit credit method. The benefits are discounted using the appropriate market yields at the end of the reporting period that have terms approximating to the terms of the related obligation. Remeasurements as a result of experience adjustments and changes in actuarial assumptions are recognised in profit or loss.

The obligations are presented as current liabilities in the balance sheet if the entity does not have an unconditional right to defer settlement for at least twelve months after the reporting period, regardless of when the actual settlement is expected to occur.

(iii) Post-employment obligations

The group operates the following post-employment schemes:

- (a) Defined benefit plans - gratuity and;
- (b) Defined contribution plans - provident fund and state insurance plans.

(a) Defined benefit plans-Gratuity obligations

The liability recognized in the balance sheet in respect of defined benefit gratuity plans is the present value of the defined benefit obligations at the end of the reporting period less the fair value of plan assets. The defined benefit obligation is calculated annually by actuaries using the projected unit credit method.

The present value of the defined benefit obligation is determined by discounting the estimated future cash outflows by reference to market yields at the end of the reporting period on government bonds that have terms approximating to the terms of the related obligation.

The net interest cost is calculated by applying the discount rate to the net balance of the defined benefit obligation and the fair value of plan assets. This cost is included in employee benefit expense in the statement of profit and loss.

Remeasurement gains and losses arising from experience adjustments and change in actuarial assumptions are recognized in the period in which they occur, directly in other comprehensive income. They are included in Other Comprehensive Income in the statement of changes in equity and other equity in the balance sheet.

Changes in the present value of the defined benefit obligation resulting from plan amendments or curtailments are recognized immediately in profit or loss as past service cost.

(b) Defined contribution plans

Contributions to Defined contribution plans are

Notes annexed to and forming part of the Financial Statements

recognised as employee benefit expenses and charged to Statement of Profit and Loss

2.17 Dividends

Provision is made for the amount of any dividend declared, being appropriately authorized and no longer at the discretion of the entity, and not distributed on or before the end of the reporting period. Proposed dividend is recognised as a liability in the period in which it approved by shareholders in a general meeting or paid in which it is paid

2.18 Earnings per share

Basic earnings per share are calculated by dividing the profit or loss after tax for the period attributable to equity shareholders by the weighted average number of equity shares outstanding during the period.

For calculating diluted earnings per share, the profit or loss after tax for the period attributable to equity shareholders and the weighted average number of shares outstanding during the period are adjusted for the effects of all dilutive potential equity shares.

2.19 Recent accounting pronouncements (Standards issued but not yet effective)

On March 24, 2021, the Ministry of Corporate Affairs ("MCA") through a notification, amended Schedule III of the Companies Act, 2013. The amendments revise Division I, II and III of Schedule III and are applicable from April 1, 2021.

Key amendments relating to Division II which relate to companies whose consolidated financial statements are required to comply with Companies (Indian Accounting Standards) Rules 2015 are as follows:

Balance Sheet:

- Lease liabilities should be separately disclosed under the head 'financial liabilities', duly distinguished as current or non-current.

- Certain additional disclosures in the statement of changes in equity such as changes in equity share capital due to prior period errors and restated balances at the beginning of the current reporting period.
- Specified format for disclosure of shareholding of promoters.
- Specified format for ageing schedule of trade receivables, trade payables, capital work-in-progress and intangible asset under development.
- If a company has not used funds for the specific purpose for which it was borrowed from banks and financial institutions, then disclosure of details of where it has been used.
- Specific disclosure under 'additional regulatory requirement' such as compliance with approved schemes of arrangements, compliance with number of layers of companies, title deeds of immovable property not held in name of company, loans and advances to promoters, directors, key managerial personnel (KMP) and related parties, details of benami property held etc.

Statement of profit and loss:

- Additional disclosures relating to Corporate Social Responsibility (CSR), undisclosed income and crypto or virtual currency specified under the head 'additional information' in the notes forming part of the consolidated financial statements.

The amendments are extensive, and the Company will evaluate the same to give effect to them as required by law

NOTES TO THE FINANCIAL STATEMENTS
FOR THE YEAR ENDED MARCH 31, 2021

(All amounts in Indian Rupees, unless otherwise stated)

	Freehold Land	Freehold Buildings	Plant and Equipment	Furniture and Fixtures	Vehicles	Office Equipment	Electrical Fittings	Data processing Equipment	Total	Capital work-in-progress
Year Ended March 31, 2020										
Gross Carrying Value as at April 01, 2019	2,19,08,666	14,46,800	296,79,58,520	29,12,684	3,07,98,083	1,74,49,263	11,14,599	92,59,471	305,28,48,086	1,04,23,714
Additions	-	-	17,41,96,388	8,000	60,53,827	1,00,931	15,600	1,07,655	18,04,82,401	-
Adjustments	-	-	4,38,32,164	-	1,85,618	-	-	-	4,40,17,782	-
Deductions	-	-	-	(6,12,748)	(46,40,798)	-	-	-	(52,53,546)	-
Gross carrying value as at March 31, 2020	2,19,08,666	14,46,800	3,18,59,87,072	23,07,936	3,22,11,112	1,77,35,812	11,30,199	93,67,126	327,20,94,723	1,04,23,714
Accumulated depreciation										
Accumulated depreciation at April 01, 2019	-	4,13,376	2,10,59,39,933	18,70,397	1,56,79,874	1,21,21,286	6,28,681	66,88,165	2,14,33,41,712	-
Depreciation charge for the year	-	52,112	26,16,66,847	1,16,040	23,87,527	15,30,995	1,88,233	16,94,977	26,76,36,731	-
Adjustments	-	-	3,10,83,329	-	1,75,960	-	-	-	3,12,59,289	-
Deductions	-	-	-	(4,16,532)	(2,188,780)	-	-	-	(26,05,312)	-
Accumulated depreciation as at March 31, 2020	-	4,65,488	2,39,86,90,109	15,69,905	1,58,78,621	1,38,28,241	8,16,914	83,83,142	2,43,96,32,420	-
Net carrying value as at March 31, 2020	2,19,08,666	9,81,312	78,72,96,963	7,38,031	1,63,32,491	39,07,571	3,13,285	9,83,984	83,24,62,303	1,04,23,714
Year Ended March 31, 2021										
Gross Carrying Value as at April 01, 2020	2,19,08,666	14,46,800	3,18,59,87,072	23,07,936	3,22,11,112	1,77,35,812	11,30,199	93,67,126	327,20,94,723	1,04,23,714
Additions	-	-	30,71,30,690	1,58,264	-	3,36,633	32,106	2,02,594	30,78,60,287	1,15,59,120
Adjustments	-	-	(1,32,68,282)	-	-	(56,188)	-	-	(1,33,24,470)	-
Deductions	-	-	(77,93,85,791)	-	-	-	-	-	(77,93,85,791)	-
Gross carrying value as at March 31, 2021	2,19,08,666	14,46,800	2,70,04,63,689	24,66,200	3,22,11,112	1,80,16,257	11,62,305	95,69,720	2,78,72,44,749	2,19,82,834
Accumulated depreciation										
Accumulated depreciation at April 01, 2020	-	4,65,488	2,39,86,90,109	15,69,905	1,58,78,621	1,38,28,241	8,16,914	83,83,142	2,43,96,32,420	-
Depreciation charge for the year	-	51,970	26,75,33,593	96,744	26,11,795	14,96,824	1,74,302	4,04,745	27,23,69,973	-
Adjustments	-	-	(97,43,888)	-	-	(53,379)	-	-	(97,97,267)	-
Deductions	-	-	(73,85,39,856)	-	-	-	-	-	(73,85,39,856)	-
Accumulated depreciation as at March 31, 2021	-	5,17,458	1,91,79,39,958	16,66,649	1,84,90,416	1,52,71,686	9,91,216	87,87,887	1,96,36,65,270	-
Net carrying value as at March 31, 2021	2,19,08,666	9,29,342	78,25,23,731	7,99,551	1,37,20,696	27,44,571	1,71,089	7,81,833	82,35,79,479	2,19,82,834

Note 3(a): During the March quarter the internal technical team performed substantial physical verification of plant and machinery and discarded some of the fully depreciated assets (net of recoverable value) after considering the working condition. An Amount of ₹3,74,05,188/- was charged to Statement of Profit and Loss as Book Deficit on assets discarded in this regard.

Note 3(b): Refer Note: 37 for information on Property plant and equipment provided as security by the company.

Note 3(c): Refer Note 32 for capital commitments.

NOTES TO THE FINANCIAL STATEMENTS
FOR THE YEAR ENDED MARCH 31, 2021

(All amounts in Indian Rupees, unless otherwise stated)

Note 4: Intangible assets (Acquired)

	Computer Softwares
Year Ended March 31, 2020	
Gross Carrying Value as at April 01, 2019	6,73,53,084
Adjustments	10,09,779
Gross carrying value as at March 31, 2020	6,83,62,863
Accumulated amortisation	
Accumulated depreciation at April 01, 2019	5,10,87,112
Amortisation charge for the year	1,58,40,914
Adjustments	8,22,403
Accumulated depreciation as at March 31, 2020	6,77,50,429
Net carrying value as at March 31, 2020	6,12,434
Year Ended March 31, 2021	
Gross Carrying Value as at April 01, 2020	6,83,62,863
Deductions	(5,79,976)
Adjustments	(3,05,667)
Gross carrying value as at March 31, 2021	6,74,77,220
Accumulated amortisation	
Accumulated depreciation at April 01, 2020	6,77,50,429
Amortisation charge for the year	-
Deductions	(5,79,976)
Adjustments	(2,90,384)
Accumulated depreciation as at March 31, 2021	6,68,80,069
Net carrying value as at March 31, 2021	5,97,151

Note 5: Deferred tax Assets (Net)

The balance comprises tax effect on temporary differences attributable to:

	As at March 31, 2021	As at March 31, 2020
Fiscal allowances on property, plant and equipment and intangible assets	12,31,00,069	9,20,55,115
Expenses allowable on the basis of Payment	25,70,691	29,78,832
Fair valuation of financial instruments measure at fair value through profit or loss	2,19,988	-
Unabsorbed Business Losses	-	13,61,415
Net deferred tax Assets	12,58,90,748	9,63,95,362

NOTES TO THE FINANCIAL STATEMENTS
FOR THE YEAR ENDED MARCH 31, 2021

(All amounts in Indian Rupees, unless otherwise stated)

Movement in Deferred tax assets

	Unabsorbed Business Losses	Fair valuation of financial instruments	Property, plant and equipment	Expenses allowable on the basis of Payment	Total
As at March 31, 2019	-	(5,97,666)	9,40,94,530	39,43,716	9,74,40,580
Charged/(credited):					
- to profit or loss	13,61,415	5,97,666	(20,39,415)	(15,93,347)	(16,73,681)
- to other comprehensive income	-	-	-	6,28,463	6,28,463
As at March 31, 2020	13,61,415	-	9,20,55,115	29,78,832	9,63,95,362
Charged/(credited):					
- to profit or loss	(13,61,415)	2,19,988	3,10,44,954	(3,83,694)	2,95,19,833
- to other comprehensive income		-	-	(24,447)	(24,447)
As at March 31, 2021	-	2,19,988	12,31,00,069	25,70,691	12,58,90,748

Note 6: Other Assets

i) Other non-current assets

	As at March 31, 2021	As at March 31, 2020
(Unsecured, considered good)		
Capital Advances	-	7,71,70,421
Advances other than capital advances:		
Security deposits	7,08,459	8,04,459
Pre-paid expenses	59,02,856	44,27,782
Total other non-current assets	66,11,315	8,24,02,662

ii) Other Current Assets

	As at March 31, 2021	As at March 31, 2020
(Unsecured, considered good)		
Advances other than capital advances:		
Balances with government authorities	4,80,22,117	6,28,69,617
Security deposits	36,99,860	36,77,300
Prepaid expenses	76,46,898	1,43,85,538
Advance to suppliers*	17,10,868	1,55,79,716
Other receivable	6,06,140	1,63,596
Total other current assets	6,16,85,883	9,66,75,767

*includes the related party outstanding of ₹ Nil (March 31, 2021: ₹63,81,462/-)

NOTES TO THE FINANCIAL STATEMENTS
FOR THE YEAR ENDED MARCH 31, 2021

(All amounts in Indian Rupees, unless otherwise stated)

Note 7: Inventories (Valued at Lower of cost and net realisable value)

	As at March 31, 2021	As at March 31, 2020
Stores and spares	1,36,24,960	1,02,83,748
Total inventories	1,36,24,960	1,02,83,748

Note 7(a): Inventories held by the parent company are hypothecated with banks where working capital financing is sanctioned. (Refer Note :37)

Note 8: Investments

	As at March 31, 2021	As at March 31, 2020
(Unsecured redeemable, Quoted, fully paid up)		
Investment in debentures (fair value through profit or loss)		
Spandana Sphoorty Financial Limited		
3,00,000 (March 31,2020 : Nil) of ₹100 each fully paid up	3,09,60,000	
Total Current investments	3,09,60,000	-
Aggregate amount of quoted investments and market value there of	3,09,60,000	-
Aggregate amount of unquoted investments	-	-

Note 9: Trade receivables

i) Current

	As at March 31, 2021	As at March 31, 2020
(Unsecured, considered good)		
Trade receivables	88,12,04,476	83,79,43,536
Total trade receivables	88,12,04,476	83,79,43,536

Note 9(a): Trade receivables of the parent company are hypothecated with banks where working capital financing is sanctioned. (Refer Note: 37)

Trade receivables are sub classified as

	As at March 31, 2021	As at March 31, 2020
Trade receivables considered good - Secured	-	-
Trade receivables considered good - Unsecured	88,12,04,476	83,79,43,536
Trade receivables which have significant increase in credit risk	-	-
Trade receivables - credit impaired	-	-
Total	88,12,04,476	83,79,43,536
Expected credit loss allowance	-	-
Total trade receivables	88,12,04,476	83,79,43,536

NOTES TO THE FINANCIAL STATEMENTS
FOR THE YEAR ENDED MARCH 31, 2021

(All amounts in Indian Rupees, unless otherwise stated)

Note 10: Cash and cash equivalents

	As at March 31, 2021	As at March 31, 2020
Cash on hand	1,47,688	6,81,830
Balances with banks		
-in Current accounts	57,05,30,992	51,75,46,149
Term deposits with banks with a original maturity of three months or less	-	20,02,36,800
Total cash and cash equivalents	57,06,78,680	71,84,64,779

Note 11: Bank balances other than cash and cash equivalents

	As at March 31, 2021	As at March 31, 2020
Earmarked Balances with banks* (Refer Note - 16 (a))	33,28,081	28,11,601
Margin money deposits with banks (Refer Note - 11(a) & 37)	7,51,83,298	15,50,37,791
Total Bank balances other than cash and cash equivalents	7,85,11,379	15,78,49,392

Note 11(a) : Margin Money Deposits includes ₹5,67,35,038/- (March 31,2020: ₹12,21,80,040/-) pledged / lien against bank guarantees issued by the Bank. Further, ₹1,84,48,260/-(March 31,2020 ₹3,28,57,751/-) pledged / lien against working capital loans.

* Earmarked Balances represents unclaimed dividend.

Note 12: Loans

	As at March 31, 2021	As at March 31, 2020
Loans given*	3,82,77,573	3,92,57,207
Total Loans	3,82,77,573	3,92,57,207

*Financial Assets at amortised cost

Loans are sub classified as

	As at March 31, 2021	As at March 31, 2020
Loans considered good - Secured	-	-
Loans considered good - Unsecured	3,82,77,573	3,92,57,207
Loans which have significant increase in credit risk	-	-
Loans - credit imparied	-	-
Total	3,82,77,573	3,92,57,207
Expected credit loss allowance	-	-
Total Loans	3,82,77,573	3,92,57,207

NOTES TO THE FINANCIAL STATEMENTS
FOR THE YEAR ENDED MARCH 31, 2021

(All amounts in Indian Rupees, unless otherwise stated)

Note 13 : Equity share capital

Authorised	Number of shares	Amount
As at April 01, 2019	1,00,00,000	10,00,00,000
Change during the year	-	-
As at March 31, 2020	1,00,00,000	10,00,00,000
Change during the year	-	-
As at March 31, 2021	1,00,00,000	10,00,00,000
Issued :	Number of shares	Amount
As at April 01, 2019	63,76,167	6,37,61,670
Change during the year	-	-
As at March 31, 2020	63,76,167	6,37,61,670
Change during the year	-	-
As at March 31, 2021	63,76,167	6,37,61,670
Subscribed and paid up :	Number of shares fully paid up	Amount
Paid up Equity Share Capital	63,64,767	6,36,47,670
Amount originally paid up on forfeited shares		1,36,000
As at April 01, 2019	63,64,767	6,37,83,670
Change during the year	-	-
As at March 31, 2020	63,64,767	6,37,83,670
Change during the year	-	-
As at March 31, 2021	63,64,767	6,37,83,670

Terms and rights attached to equity shares

The Company has only one class of equity shares having face value of INR 10/- per share. The Company declares and pay dividend in Indian rupees. The holder of equity shares is entitled to dividend right in the same proportion to the paid up capital. The dividend proposed by the Board of Directors is subject to approval of shareholders in the ensuing Annual General Meeting except in case of Interim Dividend. In the event of liquidation of the company, the holders of equity shares are entitled to receive remaining assets of the company, after distribution of all preferential amounts, in proportion to the number of equity shares held by them. Every holder of equity shares present at a meeting in person or by proxy, is entitled to one vote, and upon a poll each share is entitled to one vote.

Details of shareholders holding more than 5% shares in the company

	Dinesh Alla	Savita Alla	Aquila Drilling Private Limited
As at March 31, 2020			
Number of shares	9,32,373	3,91,458	4,59,906
% holding	14.65%	6.15%	7.23%
As at March 31, 2021			
Number of shares	9,67,200	3,91,458	4,59,906
% holding	15.20%	6.15%	7.23%

NOTES TO THE FINANCIAL STATEMENTS
FOR THE YEAR ENDED MARCH 31, 2021

(All amounts in Indian Rupees, unless otherwise stated)

Note 14: Borrowings

i) Non Current Borrowing

	As at March 31, 2021	As at March 31, 2020
(Secured)		
From financial institutions	6,96,551	10,00,000
Less: Current maturities	3,32,418	3,03,449
Non-current borrowings	3,64,133	6,96,551

Note 14(a): Above borrowings are secured by the assets purchased and are repayable in 36 equal monthly instalments of ₹31,870/- (including interest) starting from April, 2020. The loan carries interest rate of 9.15% p.a.

ii) Current borrowings

	As at March 31, 2021	As at March 31, 2020
Secured - Payable on demand		
From Banks	10,821	26,17,07,191
Total Current Borrowings	10,821	26,17,07,191

Note 14(b): The above borrowings are secured (primary) by the First charge (Pari -passu) on entire current assets of the company and further secured by the First charge (Pari -passu) on all the fixed assets of the company both present and future. These loans are further, secured by equitable mortgage of certain immovable properties belonging to three directors and two of their relatives and their personal guarantees. (Refer note 37 for the security details)

Note 14(c): Rate of interest on the above borrowings carries in the range 9.20% to 10.25% p.a. in terms of sanction of respective banks.

Note 14(d): The company has satisfied all the covenants prescribed in terms of borrowings.

Note 15: Provisions

	As at March 31, 2021	As at March 31, 2020
Employee Benefit Obligations		
Non-Current		
Retirement benefits	7,86,906	13,42,809
Other benefits	65,93,135	69,61,081
Total	73,80,041	83,03,890
Current		
Retirement benefits	-	3,67,682
Other benefits	19,55,000	21,88,000
Total	19,55,000	25,55,682

Note 15(a):

(i) Defined Contribution plans

Employer's Contribution to Provident Fund: Contributions are made to provident fund for entitled employees at the prescribed rate as per regulations. The contributions are made to registered provident fund administered by the government. The obligation of the company is limited to the amount contributed and it has no further contractual nor any constructive obligation.

NOTES TO THE FINANCIAL STATEMENTS
FOR THE YEAR ENDED MARCH 31, 2021

(All amounts in Indian Rupees, unless otherwise stated)

Employer's Contribution to State Insurance Scheme: Contributions are made to Employee State Insurance Corporation under State Insurance Scheme for entitled employees at the prescribed rate. The obligation of the company is limited to the amount contributed and it has no further contractual nor any constructive obligation.

	As at March 31, 2021	As at March 31, 2020
Employer's Contribution to Provident Fund	34,60,675	47,69,155
Employer's Contribution to ESI	1,70,362	2,55,193

(ii) Defined Benefits plans

Post-employment obligations- Gratuity

The company provides for gratuity payments to employees as per the payment of Gratuity Act, 1972. The amount of gratuity payable on retirement/termination based on the employees last drawn basic salary per month and the number of years of services with the company.

Effective October 01, 2010 the company established Alphageo India Limited employee group gratuity trust to administered the gratuity obligations in respective of employee other than Whole time directors of the company. The gratuity plan is funded through group gratuity accumulation plan of Life insurance corporation of India.

A) Reconciliation of opening and closing balances of Defined Benefit Obligation

	Gratuity	
	As at March 31, 2021	As at March 31, 2020
Defined Benefit Obligation at beginning of the year		
Funded Portion	1,57,62,281	1,33,98,395
Unfunded Portion	24,20,165	27,21,736
Current service cost	17,48,096	17,05,625
Interest cost	12,12,301	11,14,935
Actuarial Loss for the year	(1,25,140)	19,73,698
Benefits Paid	(6,03,801)	(27,31,943)
Defined Benefit Obligation at year end	2,04,13,902	1,81,82,446
Funded Portion	1,77,99,151	1,57,62,281
Unfunded Portion*	26,14,751	24,20,165

*Unfunded portion for defined benefit obligation consist of Wholetime director of the parent company and Subsidiary companies gratuity obligation.

B) Reconciliation of opening and closing balances of fair value of Plan Assets

	Gratuity (Funded)	
	As at March 31, 2021	As at March 31, 2020
Fair value of Plan Assets at beginning of the year	1,64,71,955	1,20,79,516
Expected Return on Plan Assets	11,86,314	10,55,467
Employer Contribution	25,86,724	58,07,120
Actuarial (Loss)/ gain for the year	(28,007)	(97,896)
Others	13,811	-
Benefits Paid	(6,03,801)	(23,72,252)
Fair value of Plan Assets at year end	1,96,26,996	1,64,71,955

NOTES TO THE FINANCIAL STATEMENTS
FOR THE YEAR ENDED MARCH 31, 2021

(All amounts in Indian Rupees, unless otherwise stated)

C) Reconciliation of fair value of Assets and Obligations

	As at March 31, 2021	As at March 31, 2020
Fair value of Plan Assets	1,96,26,996	1,64,71,955
Present value of defined benefit obligation	2,04,13,902	1,81,82,446
Amount recognised in Balance Sheet [Surplus/(Deficit)]	(7,86,905)	(17,10,491)
Non current - Unfunded Portion	26,14,751	24,20,165
Prepaid Gratuity	(18,27,845)	(7,09,674)

D) Expenses recognised during the year

	Gratuity	
	As at March 31, 2021	As at March 31, 2020
In Income Statement		
Current Service Cost	17,48,096	17,05,625
Interest Cost	12,12,301	11,14,935
Return on Plan Assets	(11,86,314)	(10,55,467)
Net Cost	17,74,083	17,65,093
In Other Comprehensive Income		
Actuarial Gain/ (Loss)	97,134	(20,71,594)
Net expense for the year recognised in OCI	97,134	(20,71,594)

Significant estimates: Actuarial assumptions and sensitivity

The significant actuarial assumptions were as follows:

	As at March 31, 2021	As at March 31, 2020
Discount rate	6.91%	6.78%
Salary growth rate	4%	4%
Withdrawal rate	18.47%	4%
Retirement Age	60	58
Average Balance Future Services	22.93	22.41
Mortality Table(L.I.C)	2012-14	2012-14

Sensitivity analysis

The sensitivity of the defined benefit obligation to changes in the weighted principal assumptions is:

Particulars	As at March 31, 2021	As at March 31, 2020
Defined Benefit Obligation	2,04,13,902	1,81,82,446
Discount rate:(% change compared to base due to sensitivity)		
Increase : +1%	1,97,63,525	1,71,61,209
Decrease: -1%	2,11,13,810	1,93,37,302
Salary Growth rate:(% change compared to base due to sensitivity)		
Increase : +1%	2,11,24,914	1,92,19,466
Decrease: -1%	1,97,34,813	1,72,01,791
Withdrawal rate:(% change compared to base due to sensitivity)		
Increase : +1%	2,04,80,552	1,83,56,765
Decrease: -1%	2,03,42,133	1,79,84,766

NOTES TO THE FINANCIAL STATEMENTS
FOR THE YEAR ENDED MARCH 31, 2021

(All amounts in Indian Rupees, unless otherwise stated)

The above sensitivity analysis are based on a change in an assumption while holding all other assumptions constant. In practice, this is unlikely to occur and changes in some of the assumptions may be correlated. When calculating the sensitivity of the defined benefit obligation to significant actuarial assumptions, the same method (present value of the defined benefit obligation calculated with the projected unit credit method at the end of the reporting period) has been applied as when calculating the defined benefit liability recognised in the balance sheet.

The methods and types of assumptions used in preparing the sensitivity analysis did not change compared to the prior period.

The plans assets are as follows:

Particulars	As at March 31, 2021	As at March 31, 2020
Funds Managed by Insurers	100%	100%
	100%	100%

Defined benefit liability and employer contributions

The Company has purchased insurance policy to provide for payment of gratuity to the employees other than whole time directors. Every year, the insurance company carries out a funding valuation based on the latest employee data provided by the Company. Any deficit in the assets arising as a result of such valuation is funded by the Company. The company considers that the contribution rate set at the last valuation date is sufficient to eliminate the deficit over the agreed period and that regular contributions, which are based on service costs will not increase significantly.

The weighted average duration of the defined benefit obligation is 4.96 years (March 31, 2021: 9.77 years). The expected cash flows over the next years, which will be met out of planned assets, is as follows:

Particulars	As at March 31, 2021	As at March 31, 2020
Defined benefit obligation-gratuity		
Less than a year	43,07,950	13,42,809
Between 2-5 years	1,40,54,853	1,01,39,521
Above 5 years	55,07,010	61,04,676

Risk Management

The Significant risks the company has in administering defined benefit plans are :

Interest Rate Risk: This may arise from volatility in asset values due to market fluctuations and impairment of assets due to credit losses. These Plans primarily invest in debt instruments such as Government securities and highly rated corporate bonds – the valuation of which is inversely proportional to the interest rate movements.

Salary Cost Inflation Risk: The present value of the Defined Benefit Plan liability is calculated with reference to the future salaries of participants under the Plan. Increase in salary due to adverse inflationary pressures might lead to higher liabilities.

NOTES TO THE FINANCIAL STATEMENTS
FOR THE YEAR ENDED MARCH 31, 2021

(All amounts in Indian Rupees, unless otherwise stated)

Note 16: Other Financial liabilities

	As at March 31, 2021	As at March 31, 2020
Current		
Current maturities of non current borrowings	3,32,418	3,03,449
Interest accrued	2,619	2,758
Unpaid dividend (Refer Note:16 (a))	33,28,081	28,11,601
Employee benefits payable	3,92,15,452	3,23,93,424
Security Deposits	5,32,82,068	-
Creditors for expenses	2,24,65,659	1,91,79,504
Total other financial liabilities	11,86,26,297	5,46,90,736

Note 16 (a) : Unpaid dividend account represents the dividend not claimed by the shareholders and there is no amount due and outstanding to be credited to Investor Education and Protection Fund

Note 17: Other current liabilities

	As at March 31, 2021	As at March 31, 2020
Mobilisation Advance*	-	8,06,76,588
Statutory Liabilities	33,68,927	17,05,283
Total other current liabilities	33,68,927	8,23,81,871

*Mobilisation advance received from the customer during the previous year is adjusted against the receivables from the same customer as per the terms of the contract.

Note 18: Revenue from operations

	For the year ended March 31, 2021	For the year ended March 31, 2020
Revenue from contracts with customers		
Geophysical survey and related service income (Refer Note No 18(a))	143,09,87,164	267,51,89,803
Total revenue from operations	143,09,87,164	267,51,89,803

Critical judgement in recognising variable consideration

Note 18 (a): Revenue from contracts with customers is net of variable consideration components including liquidated damages on account of present and future recoveries for committed periodical quantitative Geophysical survey executions, determined as per the terms of the agreements.

Revenue disaggregation by geography is as follows:

	For the year ended March 31, 2021	For the year ended March 31, 2020
Geography		
Within India	143,09,87,164	267,51,89,803
Outside India	-	-

NOTES TO THE FINANCIAL STATEMENTS
FOR THE YEAR ENDED MARCH 31, 2021

(All amounts in Indian Rupees, unless otherwise stated)

Note 19: Other income

	For the year ended March 31, 2021	For the year ended March 31, 2020
Interest income from financial assets at amortised cost	1,02,69,979	1,41,76,682
Interest income on income tax refund	1,35,34,474	-
Profit on sale of Property, plant & equipment	15,82,173	-
Net gain on foreign currency transactions and translations	-	4,43,716
Performance guarantee receivable	18,88,20,100	-
Gain on sale/ fair value of investments	8,74,080	2,47,81,294
Provision for liability no longer required written back	1,06,30,535	-
Other non-operating income	-	80,760
Total other income	22,57,11,341	3,94,82,452

Note 19 (a): Gain on sale / fair value of investments includes ₹8,74,080/- (March 31, 2020 : Nil/-) on account of Income on investments carried at fair value through profit or loss.

Note 19 (b): The Company recognised an amount of ₹18,88,20,100/- in respect of Performance Guarantee receivable from the customer, based on the favourable order received as per the terms of the contract. The same amount was expensed as contract closure charges previously.

Note 20: Geophysical survey and related expenses

	For the year ended March 31, 2021	For the year ended March 31, 2020
Consumption of stores	30,89,206	52,72,845
Survey and drilling charges	80,02,58,662	152,07,66,207
Fuel	1,90,37,600	6,50,35,287
Vehicle hire charges	1,48,68,382	3,99,76,753
Equipment hire charges	80,02,710	3,70,60,819
Repairs to machinery	56,95,802	2,12,15,828
Camp rental charges	1,56,62,420	1,50,98,241
Technical consultancy charges	2,50,22,001	10,44,83,729
Camp expenses	3,74,99,013	9,70,58,349
Transport and handling charges	55,12,202	1,51,58,465
Other survey expenses	1,08,04,732	73,83,359
Total Geophysical survey and related expenses	94,54,52,730	192,85,09,882

NOTES TO THE FINANCIAL STATEMENTS
FOR THE YEAR ENDED MARCH 31, 2021

(All amounts in Indian Rupees, unless otherwise stated)

Note 21: Employee benefits expense

	For the year ended March 31, 2021	For the year ended March 31, 2020
Salaries, wages, bonus and other allowances	11,25,62,514	14,63,92,774
Contribution to provident fund and other funds	41,43,990	63,80,313
Contribution to ESI	1,70,362	2,55,193
Staff welfare expenses	7,14,599	16,80,678
Total employee benefits expense	11,75,91,465	15,47,08,958

Note 22: Finance costs

	For the year ended March 31, 2021	For the year ended March 31, 2020
Interest and finance charges on financial liabilities carried at amortised cost	16,74,572	62,54,951
Other borrowing costs	1,61,14,759	1,88,84,063
Total Finance costs	1,77,89,331	2,51,39,014

Note 23: Depreciation and amortisation expense

	For the year ended March 31, 2021	For the year ended March 31, 2020
Depreciation of property, plant and equipment	27,23,69,973	26,76,36,731
Amortisation of intangible assets	-	1,58,40,914
Total depreciation and amortisation expense	27,23,69,973	28,34,77,645

Note 24: Contract Closure expenses

	For the year ended March 31, 2021	For the year ended March 31, 2020
Contract Closure expenses*	11,69,19,036	32,79,38,686
Total contract closure charges	11,69,19,036	32,79,38,686

*on account of client enforced performance commitments.

Note 25 : Other expenses

	For the year ended March 31, 2021	For the year ended March 31, 2020
Rent	75,79,305	98,45,839
Repairs and maintenance to others	25,56,102	26,32,787
Insurance	69,36,518	60,31,642
Rates and taxes	55,21,111	67,04,202
Printing and stationery	10,09,352	20,60,549
Communication expenses	12,08,925	25,72,498
Travelling and conveyance	66,54,097	1,54,92,608
Payments to Auditors (Refer note 25 (a) below)	25,16,706	23,84,721
Legal, Professional and consultancy charges	59,95,517	93,86,444

NOTES TO THE FINANCIAL STATEMENTS
FOR THE YEAR ENDED MARCH 31, 2021

(All amounts in Indian Rupees, unless otherwise stated)

	For the year ended March 31, 2021	For the year ended March 31, 2020
Directors fees	9,51,952	11,31,901
Bank Charges	13,87,093	9,44,680
Vehicle maintenance	96,745	4,08,318
Loss on sale of property plant and equipment	-	4,79,311
Book deficit on assets discarded	3,74,05,188	-
Net loss on foreign currency transactions and translations	20,10,929	-
CSR Expenditure (Refer note 25 (b) below)	1,02,70,000	72,56,500
Donations	12,000	30,000
Miscellaneous expenses	33,56,624	46,44,240
Total other expenses	9,54,68,164	7,20,06,240

Note 25(a): Details of payments to auditors

	For the year ended March 31, 2021	For the year ended March 31, 2020
Payment to auditors		
A) Standalone Auditors		
As Statutory Auditor	8,00,000	7,00,000
For Quarterly Reviews	4,50,000	3,75,000
For Certification	40,000	55,000
Re-imbursment of expenses	11,100	33,700
B) Subsidiary Auditors		
As Auditor	12,15,606	12,21,021
Total payments to auditors	25,16,706	23,84,721

Note 25(b): Details of Corporate Social Responsibility:

	For the year ended March 31, 2021	For the year ended March 31, 2020
Gross Amount required to be spent as per section 135 of the Act	1,02,70,000	2,90,27,181
Amount spent during the year on	32,97,400	72,56,500
Unspent amount	69,72,600	-
Proposed transfer of unspent amount relating to ongoing projects*	69,72,600	-
(i) Construction/acquisition of any asset	-	-
(ii) On purpose other than (i) above:		
Promoting education	16,97,400	41,62,000
Promoting healthcare	8,00,000	5,00,000
Covid Relief Fund	8,00,000	-
For empowering employment skills for youth	-	25,94,500

(*The Parent company has transferred the unspent amount to seperated unspent CSR bank account within the stipulated time specified under Companies Act, 2013)

Note 26: Tax expense

Analysis of the group's income tax expense, given below explains significant estimates made in to relation to group's tax position and also shows amounts that are recognised directly in equity and the effect of tax expense on account of non-assessable and non-deductible items.

NOTES TO THE FINANCIAL STATEMENTS
FOR THE YEAR ENDED MARCH 31, 2021

(All amounts in Indian Rupees, unless otherwise stated)

(a) Current tax assets (net)

	As at March 31, 2021	As at March 31, 2020
Prepaid Income taxes (net of provision of March 31, 2021: ₹5,52,41,268/- (March 31, 2020: ₹Nil/-))	24,98,48,719	39,16,82,463
Total Current tax assets (net)	24,98,48,719	39,16,82,463

(b) Tax expense

	For the year ended March 31, 2021	For the year ended March 31, 2020
Current tax		
- to profit or loss		
Current tax on profits for the year	5,61,36,433	44,65,785
Income tax adjustments of earlier year	58,732	44,30,063
Total current tax expense	5,61,95,165	88,95,848
Deferred tax		
- to profit or loss	(2,95,19,833)	16,73,681
- to other comprehensive income	24,447	(6,28,463)
Total Deferred tax expense/(benefit)	(2,94,95,386)	10,45,218
Income tax expense	2,66,99,779	99,41,066
Tax Expenses		
- to profit or loss	2,66,75,332	1,05,69,529
- to other comprehensive income	24,447	(6,28,463)

(c) Reconciliation of tax expense and the accounting profit multiplied by applicable tax rate:

	For the year ended March 31, 2021	For the year ended March 31, 2020
Profit / (Loss) from operations before tax	9,11,07,806	(7,71,08,170)
Current tax rate in india	25.168%	25.168%
Tax on profit from operations	2,29,30,013	-
Tax effect of amounts which are not deductible (taxable) in calculating taxable income:		
Taxes paid on presumptive basis	8,95,165	44,65,785
Effect of difference between indian and foreign tax rates and non taxable subsidiaries	22,43,694	-
Expenses not allowed for tax purpose	15,99,766	9,45,877
Tax effect on non-taxable income	(1,59,982)	-
Adjustments for tax of relating to prior periods	58,732	44,30,063
Tax impact on account of consolidated adjustments	(11,248)	(11,536)
Tax credit on loss not considered	29,662	15,573
Items considered in OCI and considered in current tax computation	(24,447)	(6,28,463)
Others	(8,86,023)	13,52,230
Income tax expenses	2,66,75,332	1,05,69,529

Note 27: Fair Value Hierarchy

Fair value of the financial instruments is classified in various fair value hierarchies based on the following three levels:

Level 1: Inputs are quoted prices (unadjusted) in active market for identical assets or liabilities.

Level 2: Inputs other than quoted price including within level 1 that are observable for the asset or liability, either directly (i.e. as prices) or indirectly (i.e. derived from prices). The fair value of financial instruments that are not traded in an active market is determined using valuation techniques which maximize the use of observable market data and rely as little as possible on entity-specific estimates. If significant inputs required to fair value an instrument are observable, the instrument is included in Level 2.

Level 3: Inputs for the assets or liabilities that are not based on observable market data (unobservable inputs). If one or more of the significant inputs is not based on observable market data, the instrument is included in level 3. This is the case with listed instruments where market is not liquid and for unlisted instruments.

Note:

(i) The carrying amounts of trade payables, other financial liabilities, borrowings, cash and cash equivalents, other bank balances, trade receivables, others and loans are considered to be the same as their fair values due to their short term nature and recoverability from/by the parties.

Note 28: Categories of Financial Instruments

	Fair Value Hierarchy	Notes	As at March 31, 2021		As at March 31, 2020	
			Carrying Value	*Fair Value	Carrying Value	*Fair Value
A. Financial assets						
a) Measured at amortised cost						
Cash and cash equivalents	Level -3	10	57,06,78,680	57,06,78,680	71,84,64,779	71,84,64,779
Other bank balances	Level -3	11	7,85,11,379	7,85,11,379	15,78,49,392	15,78,49,392
Loans	Level -3	12	3,82,77,573	3,82,77,573	3,92,57,207	3,92,57,207
Others	Level -3	19 (b)	18,88,20,100	18,88,20,100	-	-
Trade receivables	Level -3	9	88,12,04,476	88,12,04,476	83,79,43,536	83,79,43,536
b) Measured at Fair Value through Profit or Loss						
Current Investments	Level -1	8	3,09,60,000	3,09,60,000	-	-
Total financial assets			178,84,52,208	178,84,52,208	175,35,14,914	175,35,14,914
B. Financial liabilities						
a) Measured at amortised cost						
Trade payables	Level -3		33,02,39,371	33,02,39,371	28,78,01,930	28,78,01,930
Borrowings	Level -3	14	7,07,372	7,07,372	26,27,07,191	26,27,07,191
Other financial liabilities	Level -3	16	11,82,93,879	11,82,93,879	5,43,87,287	5,43,87,287
Total financial liabilities			44,92,40,622	44,92,40,622	60,48,96,408	60,48,96,408

NOTES TO THE FINANCIAL STATEMENTS

FOR THE YEAR ENDED MARCH 31, 2021

(All amounts in Indian Rupees, unless otherwise stated)

Note 29: Financial Risk Management

The Group's activities expose it to Credit risk, Market risk and Liquidity risk. The Group emphasis on risk management and has an enterprise wide approach to risk management. The Group's risk management and control procedures involve prioritization and continuing assessment of these risks and device appropriate controls, evaluating and reviewing the control mechanism.

(A) Credit Risk:

Credit risk is the risk of financial loss to the Group if a customer to a financial instrument fails to meet its contractual obligations. The Group is exposed to credit risk from its operating activities (primarily trade receivables) and from its financing activities, including deposits with banks. Credit risk of the Group is managed at the Group level.

The credit risk related to trade receivables is influenced mainly by the individual characteristics of each customer. The credit risk is managed by the Group by establishing credit limits and continuously monitoring the credit worthiness of the customers. The Group is not required to provides for expected credit losses based on the past experience where it believes that there is no probability of default based on credit worthiness of Group customers. Financial assets are written off when there is no reasonable expectation of recovery.

The ageing analysis of the receivables (gross of provisions) has been considered from the due date of invoice :

Particulars	As at March 31, 2021	As at March 31, 2020
Upto 180 days	77,33,33,246	77,86,35,585
More than 180 days	10,78,71,230	5,93,07,951

Note:

Significant revenue and receivable is from major public sector companies in oil and gas exploration business. As the management is not foreseeing any loss from the parties based on the evaluation of past trend , the carrying value of trade receivable is equal to its fair value and no loss allowance is made.

(B) Market Risk:

Market Risk is the risk that the future value of a financial instrument will fluctuate due to moves in the market factors. The most common types of market risks are interest rate risk and foreign currency risk.

• Interest Rate Risk

Interest rate risk is the risk that the future cash flows or the fair value of a financial instrument will fluctuate because of changes in market interest rates. The Group manages its market interest rates by fixed rate interest. Hence ,the Group is not significantly exposed to interest.

• Foreign Currency Risk

Foreign currency risk is the risk that the fair value or future cash flows of an exposure will fluctuate because of changes in foreign exchange rates. As the group is not foreseeing significant transaction in other than functional currency the exposure to the foreign currency is minimal.

NOTES TO THE FINANCIAL STATEMENTS
FOR THE YEAR ENDED MARCH 31, 2021

(All amounts in Indian Rupees, unless otherwise stated)

Foreign currency exposure as at the reporting date:

	As at March 31, 2021		As at March 31, 2020	
	USD	Equivalent Amount in INR	USD	Equivalent Amount in INR
Balance with banks	33,40,397	24,55,34,912	33,40,335	25,18,14,193
Advance for suppliers	-	-	7,74,355	5,83,75,449
Payables for supplies against capital items	7,24,880	5,32,82,068	-	-

(C) Liquidity Risk:

Liquidity risk refers to the risk that the Group cannot meet its financial obligations. The objective of liquidity risk management is to maintain sufficient liquidity and ensure that funds are available for use as per requirements.

The group manage its risk from their principle source of reasources such as cash and cash equivalents , cash flows that is generated from operations and other means of borrowings, to ensure, as far as possible , that it will always have sufficient liquidity to meet the liabilities.

The table below provides details regarding the remaining contractual maturities of financial liabilities at the reporting date:

	On Demand	Due in 1st year	Due after 1st year	Total
As at March 31, 2021				
Borrowing	10,821	3,32,418	3,64,133	7,07,372
Trade and other payable	-	33,02,39,371	-	33,02,39,371
Other financial liabilities	-	11,82,93,879	-	11,82,93,879
As at March 31, 2020				
Borrowing	26,17,07,191	3,03,449	6,96,551	26,27,07,191
Trade and other payable	-	28,78,01,930	-	28,78,01,930
Other financial liabilities	-	5,43,87,287	-	5,43,87,287

(D) Other Risk - Impact of COVID-19 (Global pandemic) :

The management has assessed the impact of COVID-19 pandemic on the financial statements, business operations, liquidity position, cash flow and has concluded that based on the current estimates no material adjustments are required in the carrying amount of assets and liabilities as at 31st March 2021.

The impact of the pandemic may be different from that estimated as at the date of approval of these financial statements and the Group will continue to closely monitor any material changes to future economic conditions.

Note 30: Capital Management

The Group's financial strategy aims to provide adequate capital for its growth plans for sustained stakeholder value. The Group's objective is to safeguard its ability to continue as a going concern, so that it can continue to provide returns for shareholders and benefits for other stakeholders. And depending on the financial market scenario, nature of the funding requirements and cost of such funding, the Group decides the optimum capital structure. The Group aims at maintaining a strong capital base so as to maintain adequate supply of funds towards future growth plans as a going concern.

NOTES TO THE FINANCIAL STATEMENTS
FOR THE YEAR ENDED MARCH 31, 2021

(All amounts in Indian Rupees, unless otherwise stated)

The Company monitors the capital structure on the basis of total debt to equity ratio :

Particulars	As at March 31, 2021	As at March 31, 2020
Net Debt	-	-
Equity	262,99,13,500	257,61,84,214
Total Capital (Net Debt+Equity)	262,99,13,500	257,61,84,214

Net Debt to Total Capital (%) 0.00% 0.00%

Equity to Total capital 100.00% 100.00%

Net debt is as follows:

Particulars	As at March 31, 2021	As at March 31, 2020
A) Borrowings		
Non-current borrowings	3,64,133	6,96,551
Current borrowings	10,821	26,17,07,191
Current Maturity of Non Current Borrowings	3,32,418	3,03,449
Total(A)	7,07,372	26,27,07,191
B) Cash and cash equivalents	57,06,78,680	71,84,64,779
C) Net Debt/(Asset) (A-B)	(56,99,71,308)	(45,57,57,588)

Note 31 : Payables to Micro, Small & Medium Enterprises

Information pertaining to Micro and Small Enterprises as required to be disclosed under the Micro, Small and Medium Enterprises Development Act, 2006 ("Act") as given below has been determined to the extent such parties have been identified on the basis of information available with the group:

	As at March 31, 2021	As at March 31, 2020
Principal amount remaining unpaid as on 31st March	NIL	NIL
Interest due thereon as on 31st March	NIL	NIL
Interest paid by the Company in terms of Section 16 of Micro, Small and Medium Enterprises Development Act, 2006, along with the amount of payment made to the supplier beyond the appointed day during the year	NIL	NIL
Interest due and payable for the period of delay in making payment (which have been paid but beyond the appointed day during the year) but without adding the interest specified under the Act	NIL	NIL
Interest accrued and remaining unpaid as at 31st March	NIL	NIL
Further interest remaining due and payable even in the succeeding years, until such date when the interest dues as above are actually paid to the small enterprise for the purpose of disallowance as a deductible expenditure under Section 23 of the Act	NIL	NIL

Note : The list of undertakings covered under MSMED was determined by the group on the basis of information available with the group and has been relied upon by the auditors.

NOTES TO THE FINANCIAL STATEMENTS
FOR THE YEAR ENDED MARCH 31, 2021

(All amounts in Indian Rupees, unless otherwise stated)

Note 32: Capital commitments :

Estimated amount of contracts remaining to be executed on capital account and not provided for (net of capital advances) ₹ Nil (March 31, 2020: ₹27,92,99,636/-).

Note 33 : Segment Information

(a) Description of segments and principal activities

The Chairman & Managing Director has been identified as the Chief Operating Decision Maker (CODM). Operating segments are defined as components of an enterprise for which discrete financial information is available. This is evaluated regularly by the CODM, in deciding how to allocate resources and assessing the Company's performance. The Company is engaged in seismic service and operates in a single operating segment.

Information about Major Customer:

The revenue from transactions with two customers for years ended March 31, 2021 (public sector company in oil & gas exploration business) exceed 10% of the total revenue of the company and two customers for the year ended March 31, 2020.

Geographical Information

The Group is mainly domiciled its activities in India. The amount of its revenue from external customers broken down by location of the customers is shown in the table below:

	As at March 31, 2021	As at March 31, 2020
Revenue from external customers		
India	143,09,87,164	267,51,89,803
Rest of the World	-	-
Non-current Assets		
India	72,50,93,632	78,62,38,065
Rest of the World	12,76,77,147	13,96,63,048

Note 34: subsidiaries considered for consolidation

The Company's subsidiaries as at March 31, 2021 are set out below. Unless otherwise stated, they have share capital consisting solely of equity shares that are held directly by the Company.

Name of Entities	Relation-ship	Principle Activity	Place of Business	Ownership	
				As at March 31, 2021	As at March 31, 2020
Alphageo International Limited	Subsidiary	Investment in Companies and Joint Ventures and providing technical support services	Dubai	100%	100%
Alphageo DMCC	Step down subsidiary	Provision of Onshore and offshore oil and gas field services, Geophysical Studies and geological Services and rental of drilling equipment & machinery	Dubai	100%	100%

NOTES TO THE FINANCIAL STATEMENTS
FOR THE YEAR ENDED MARCH 31, 2021

(All amounts in Indian Rupees, unless otherwise stated)

Name of Entities	Relation-ship	Principle Activity	Place of Business	Ownership	
				As at March 31, 2021	As at March 31, 2020
Alphageo Offshore Services Private Limited	Subsidiary (w.e.f. February 22, 2021)	Provision of services related to Onshore and Offshore Oil, gas, minerals and other hydrocarbon products or substances	India	70%	100%
Alphageo Marine Services Private Limited	Subsidiary	Provision of Marine Survey Services and Aerial Geophysical Services	India	74%	74%

Note 35: Related Party Transactions

(a) **Key Management** : Dinesh Alla, Chairman & Managing Director
: Savita Alla, Joint Managing Director
: Rajesh Alla, Non Executive Director
: Raju Mandapalli, Independent Director
: Mahendra Pratap, Independent Director
: Vinay Kumar Verma, Independent Director

(b) **Relative of Key Management personnel** : Kamala Rajupet
: Sashank Alla
: Anisha Alla
: Mrudulla Alla
: Gopinath Reddy Rajupet

(c) List of Related Parties over which Control / Significant Influence exists with whom the company has transactions :

Dinesh Alla (HUF)	
Trac	Entity In Which Key Management Personnel has Significant Influence
Athena Infracon (India) Private Limited	
Aquila Drilling Private Limited	
Rajesh Alla (HUF)	
IIC Technologies Limited	Entity In Which Relative of Key Management Personnel has Significant Influence
IIC Technologies USA	

(d) **Employee Benefit Plans** : Alphageo India Limited Employees' Group Gratuity Trust

NOTES TO THE FINANCIAL STATEMENTS
FOR THE YEAR ENDED MARCH 31, 2021

(All amounts in Indian Rupees, unless otherwise stated)

(e) Transactions with Related Parties:

	As at March 31, 2021		As at March 31, 2020	
	Amount	Out-standing balance	Amount	Outstanding balance
Key Management Personnel:				
Short term employee benefits				
Remuneration*	2,15,25,542	2,50,30,411	2,54,42,652	1,53,88,719
Director Fees	7,20,000	-	11,31,901	-
Others				
Dividend paid	-	-	2,06,32,400	-
Relatives of Key Management Personnel:				
Salary paid	9,19,574	40,789	11,68,377	72,309
Dividend paid	-	-	1,35,62,672	-
Concerns in which Key Management Personnel has substantial interest:				
Rent	8,04,000	42,815	7,49,806	1,80,900
Dividend paid	-	-	98,03,488	-
Concerns in which Relative of the Key Management Personnel has Substantial Interest:				
Dividend paid	-	-	13,81,328	-
Rent	1,80,000	-	1,80,000	40,500
Advance adjusted against Equipment hire	78,20,629	14,39,627	2,36,18,538	63,81,462 (dr)
Equipment Hire charges	76,10,843		2,09,16,400	
Reimbursement of expenses	1,48,204	-	68,83,915	33,27,504
Contribution to Funds				
Post Employment Benefit Plan	26,93,809	-	58,49,367	-

(f) Terms and Conditions

Transactions relating to dividends were on the same terms and conditions that applied to other stake holders.

* Provision for employee benefits, which are based on actuarial valuation done on an overall company basis, is excluded.

NOTES TO THE FINANCIAL STATEMENTS
FOR THE YEAR ENDED MARCH 31, 2021

(All amounts in Indian Rupees, unless otherwise stated)

(g) Disclosure of the total transactions w.r.t related parties during the year:

Nature of the transaction	Name of the related party	As at March 31, 2021	As at March 31, 2020
Short term employee benefits	Dinesh Alla	1,16,76,055	1,34,42,652
	Savita Alla	98,49,487	1,20,00,000
Director Fees	Aryabumi Mohanakrishna Reddy	-	45,000
	Rajesh Alla	1,80,000	1,80,000
	Raju Mandapalli	1,80,000	2,10,000
	Mahendra Pratap	1,80,000	90,000
	Hamit Ummak	2,31,952	5,46,901
	Vinay Kumar Varma	1,80,000	60,000
	Salary paid	Sashank Alla	9,19,574
Rent	Trac	3,60,000	3,05,806
	Dinesh Alla (HUF)	4,44,000	4,44,000
	Rajesh Alla (HUF)	1,80,000	1,80,000
Equipment Hire Charges	IIC Technologies Limited	76,10,843	2,09,16,400
Reimbursement of Expenses	IIC Technologies Limited	1,48,204	68,83,915
Post Employment Benefit Plan	Alphageo India Limited Employees' Group Gratuity Trust	26,93,809	58,49,367
Advance adjusted against Equipment hire	IIC Technologies Limited	78,20,629	2,36,18,538

Note 36: Earnings/(Loss) per share

	For the year ended March 31, 2021	For the year ended March 31, 2020
(a) Basic EPS		
Basic earnings per share attributable to the equity holders of the company	10.13	(13.77)
(b) Diluted EPS		
Diluted earnings per share attributable to the equity holders of the company	10.13	(13.77)

(c) Reconciliation of earnings used in calculating earnings per share

	For the year ended March 31, 2021	For the year ended March 31, 2020
Basic earnings per share		
Profit/(Loss) attributable to the equity holders of the company used in calculating basic earnings per share	6,44,48,569	(8,76,71,230)
Diluted earnings per share		
Profit attributable to the equity holders of the company used in calculating diluted earnings per share	6,44,48,569	(8,76,71,230)

NOTES TO THE FINANCIAL STATEMENTS
FOR THE YEAR ENDED MARCH 31, 2021

(All amounts in Indian Rupees, unless otherwise stated)

(d) Weighted average number of shares used as the denominator

	For the year ended March 31, 2021	For the year ended March 31, 2020
Weighted average number of equity shares used as the denominator in calculating basic earnings per share	63,64,767	63,64,767
Adjustments for calculation of diluted earnings per share:	-	-
Weighted average number of equity shares used as the denominator in calculating diluted earnings per share	63,64,767	63,64,767

Note 37: Assets pledged as security

	As at March 31, 2021	As at March 31, 2020
Hypothecation of stocks, book debts and current assets -First Charge		
Trade receivables	88,12,04,476	83,79,43,536
Inventories	1,36,24,960	1,02,83,748
Fixed deposits	1,84,48,260	3,28,57,751
Other current assets	91,27,08,609	107,87,21,522
Second Charge		
Equitable mortgage of Land and Buildings and movable fixed assets	69,64,99,483	68,88,19,561

Note 38: Events occurring after the reporting period

(i) Proposed Dividend

The final dividend proposed by the directors which is subject to the approval of shareholders in the ensuing annual general meeting :

	As at March 31, 2021	As at March 31, 2020
On Equity Shares of ₹10 each		
Proposed Dividend*	5,09,18,136	-
Proposed Dividend per equity share	8	-

* TDS will be deducted at the time of payment of dividend as per the applicable provisions of the Income Tax Act, 1961.

NOTES TO THE FINANCIAL STATEMENTS
FOR THE YEAR ENDED MARCH 31, 2021

(All amounts in Indian Rupees, unless otherwise stated)

Note 39: Additional Information required by Schedule III

	Name of the entity in the group				Non Controlling Interest	Effect of Inter Company adjustments / eliminations
	Parent	Foreign Subsidiaries	Indian Subsidiaries			
	Alphageo India Limited	Alphageo International Limited and its subsidiary	Alphageo Marine Services Private Limited	Alphageo Offshore Services Private Limited		
Net Assets(Total Assets minus Total Liabilities)	234,54,23,817	41,50,08,713	2,38,027	5,55,938	4,15,208	(13,13,12,995)
As % of Consolidated net assets	89.17%	15.78%	0.01%	0.02%	0.02%	(4.99%)
Share in Profit or (Loss)	7,43,15,673	(98,10,031)	(39,814)	(64,056)	(13,989)	44,691
As % of Consolidated Profit or (Loss)	115.34%	(15.23%)	(0.06%)	(0.10%)	(0.02%)	0.07%
Share in Other Comprehensive Income	72,687	(1,07,91,970)	-	-	-	-
As % of Consolidated Other Comprehensive Income	(0.68%)	100.68%	0%	0%	0%	0%
Share in Total Comprehensive Income	7,43,88,360	(2,06,02,001)	(39,814)	(64,056)	(13,989)	44,691
As % of Consolidated Total Comprehensive Income	138.49%	(38.36%)	(0.07%)	(0.12%)	(0.03%)	0.08%

Note 40: In July 2019, the Income Tax Department ('Department') has conducted a search under section 132 of the Income Tax Act, 1961. The company has provided the requested information and documents with the Department and the consequential impact of the search proceedings, if any, are presently unascertainable and no provision has been made.

Note 41: The figures for the previous year have been reclassified / regrouped wherever necessary to conform to current year's classification.

As per our report of even date

For MAJETI & CO.
Chartered Accountants
Firm's registration number: 0159755

Kiran Kumar Majeti
Partner
Membership number: 220354
Hyderabad
June 25, 2021

For and on behalf of the Board

Dinesh Alla
Chairman And Managing Director
DIN No: 01843423

G. Rohini
Chief Financial Officer

Savita Alla
Joint Managing Director
DIN No: 00887071

Deepa Dutta
Company Secretary

**Statement on Impact of Audit Qualifications (for audit report with modified opinion) submitted alongwith
Annual Audited Financial Results (Consolidation)**

Statement on Impact of Audit Qualifications for the Financial Year ended March 31, 2021

[Regulation 33 and Regulation 52 of the SEBI (LODR) (Amendment) Regulations, 2016]

(₹ in Lakhs)

I. Sl. No	Particulars	Consolidated	
		Audited Figures*	Audited Figures^
1.	Total Income	16566.98	NA
2.	Total Expenditure	15655.90	NA
3.	Net Profit/ (Loss)	644.32	NA
4.	Earnings Per Share	10.13	NA
5.	Total Assets	30922.73	NA
6.	Total Liabilities	4619.44	NA
7.	Net Worth	26303.29	NA
8.	Any other financial item(s) (as felt appropriate by the management)	NA	NA

* (as reported before adjusting for qualifications)
^ (audited figures after adjusting for qualifications)

II. Audit Qualification (each audit qualification separately)

A. Details of Audit Qualification:

As mentioned in Note No. 6 to the Consolidated Financial Results, the Company was subjected to the proceedings under section 132 of the Income Tax Act. As per the information and explanations given to us by the Management, consequential impact of the search proceedings, if any, are presently unascertainable and no provision has been made.

B. Type of Audit Qualification	Qualified opinion	Yes
	Disclaimer of opinion	-
	Adverse opinion	-
C. Frequency of qualification	Appeared first time	-
	Repetition	Yes
	Since how long continuing	2nd time

D. For Audit Qualification(s) where the impact is quantified by the auditor, Management's Views: **Not Quantified**

E. For Audit Qualification(s) where the impact is not quantified by the auditor

i. Management's estimation on the impact of audit qualification	Not Applicable
ii. If Management is unable to estimate the impact, reasons for the same:	Quantification can't be made until the conclusion of the matter with the Income Tax Department.
iii. Auditors' Comments on (i) or (ii) above.	Refer to Audit Qualification mentioned in Point no. II above

III. Signatories:

Sd/-
Dinesh Alla
Chairman and Managing Director

Sd/-
Rohini Gade
Chief Financial Officer

Sd/-
Raju Mandapalli
Chairman of Audit Committee

Sd/-
Kiran Kumar Majeti
Partner of Majeti & Co., Statutory Auditors

Place: Hyderabad
Date: June 25, 2021



ALPHAGEO (INDIA) LIMITED

CIN: L74210TG1987PLC007580

Regd. Office: 802, Babukhan Estate, Basheerbagh, Hyderabad – 500 001

Corporate Office: 1st Floor, Plot No.1, Sagar Society, Road No.2, Banjara Hills, Hyderabad – 500 034

Tel: 040-23550502/503 | **Fax:** 040-23550238

Email: info@alphageoindia.com | **Website:** www.alphageoindia.com

Notice of 34th Annual General Meeting

NOTICE is hereby given that the Thirty Fourth Annual General Meeting of the Members of the Company will be held on Wednesday, September 29, 2021 at 11.00 A.M. through Video Conferencing ("VC") Facility / Other Audio Visual Means ("OAVM"), to transact the following business:

ORDINARY BUSINESS

1. To receive, consider and adopt the Audited Financial Statements of the Company (including consolidated financial statements) for the Financial Year ended March 31, 2021, together with the Reports of the Board of Directors and Auditors thereon.
2. To declare a dividend of ₹8/- per equity share of ₹10/- each for the financial year ended March 31, 2021.
3. To consider the re-appointment of Mr. Rajesh Alla (DIN: 01657395), Director of the Company who retires by rotation and being eligible, offers himself for re-appointment.

SPECIAL BUSINESS

4. **Re-appointment of Mr. Dinesh Alla (DIN: 01843423) as Managing Director of the Company for a term of 5 (Five) years with effect from August 21, 2021 and to fix his remuneration**

To consider and if thought fit, to pass the following resolution as a **Special Resolution**:

"RESOLVED THAT pursuant to the provisions of Sections 196, 197, 198, 203 and other applicable provisions of the Companies Act, 2013 (the 'Act') and the Companies (Appointment and Remuneration of Managerial Personnel) Rules, 2014 (including any statutory modifications or re-enactments thereof for the time being in force) read with Schedule V of the Act and pursuant to the provisions of SEBI (Listing Obligations and Disclosure Requirements) Regulations, 2015, the consent of the Members be and is hereby accorded for the re-appointment of Mr. Dinesh Alla (DIN: 01843423) as Managing Director of the Company for a period of FIVE years with effect from August 21, 2021 on the terms and conditions and at such remuneration for a period of THREE years from the date of his re-appointment, as set out in the Statement annexed to the Notice convening this Meeting, with liberty to the Board of Directors (hereinafter referred to as the "Board" which term shall be deemed to include Nomination and Remuneration Committee of the Board) to alter and vary the terms and conditions of the said re-appointment and/or remuneration as it may deem fit and as may be accepted

to Mr. Dinesh Alla, in terms of the applicable provisions of Section 197 of the Act read with Schedule V of the Companies Act, 2013 including any statutory modification(s) or reenactment thereof.

RESOLVED FURTHER THAT the Board or a committee thereof be and is hereby authorised to do all acts and take all such steps as maybe necessary, proper or expedient to give effect to foregoing resolution."

5. Re-appointment of Mrs. Savita Alla (DIN: 00887071) as Joint Managing Director of the Company for a period of 3 (Three) years with effect from May 25, 2021 and to fix her remuneration

To consider and if thought fit, to pass the following resolution as a **Special Resolution**:

"RESOLVED THAT pursuant to the provisions of Sections 196, 197, 198, 203 and other applicable provisions of the Companies Act, 2013 (the 'Act') and the Companies (Appointment and Remuneration of Managerial Personnel) Rules, 2014 (including any statutory modifications or re-enactments thereof for the time being in force) read with Schedule V of the Act and pursuant to the provisions of SEBI (Listing Obligations and

Disclosure Requirements) Regulations, 2015, the consent of the Members be and is hereby accorded for the re-appointment of Mrs. Savita Alla (DIN: 00887071) as Joint Managing Director of the Company for a period of THREE years with effect from May 25, 2021 on the terms and conditions including remuneration, as set out in the Statement annexed to the Notice convening this Meeting, with liberty to the Board of Directors (hereinafter referred to as the "Board" which term shall be deemed to include Nomination and Remuneration Committee of the Board) to alter and vary the terms and conditions of the said re-appointment and/or remuneration as it may deem fit and as may be accepted to Mrs. Savita Alla, in terms of the applicable provisions of Section 197 of the Act read with Schedule V of the Companies Act, 2013 including any statutory modification(s) or reenactment thereof.

RESOLVED FURTHER THAT the Board or a committee thereof be and is hereby authorised to do all acts and take all such steps as maybe necessary, proper or expedient to give effect to foregoing resolution."

Hyderabad

August 9, 2021

By Order of the Board
Deepa Dutta

Company Secretary

NOTES:

1. The Explanatory Statement pursuant to Section 102(1) of the Companies Act, 2013 (the "Act") setting out material facts in respect of special businesses to be transacted at the Meeting is annexed hereto.
2. In view of the continuing Covid-19 pandemic and social distancing norm to be followed, the Ministry of Corporate Affairs ("MCA") vide its circular no. 20/2020 dated May 5, 2020 read with circular nos. 14/2020 dated April 8, 2020,

17/2020 dated April 13, 2020 and 02/2021 dated January 13, 2021 (collectively referred to as "MCA Circulars") and SEBI vide its Circular No. SEBI/HO/CFD/CMD1/CIR/P/2020/79 dated May 12, 2020 and SEBI/HO/CFD/CMD2/CIR/P/2021/11 dated January 15, 2021 (collectively referred to as "SEBI Circulars") has permitted the holding of the Annual General Meeting ("AGM") through VC/OAVM, without the physical presence of the members at a common venue. In compliance with the provisions of the Companies Act, 2013 ("Act"),

SEBI (Listing Obligations and Disclosure Requirements) Regulations, 2015 (“SEBI Listing Regulations”), and MCA Circulars, the 34th AGM of the Company being conducted through VC / OAVM herein after called as “e-AGM”

3. Pursuant to the aforesaid MCA Circulars and SEBI Circulars, the Notice of 34th AGM along with the Annual Report for the financial year 2020-21 are being sent only through electronic mode to those members whose email Ids are registered with the Company or Depository Participant(s).
4. The Notice of 34th AGM and Annual Report for FY 2020-21 have been uploaded on the website of the Company at www.alphageoindia.com and can also be accessed on the website of BSE Limited at www.bseindia.com and on the website of NSE Limited at www.nseindia.com. Pursuant to the abovementioned Circulars, the Company has not printed the Annual Reports and hence no hard copies of the Annual Report will be provided.
5. The Meeting shall be deemed to be conducted at the corporate office of the Company at Plot No. 1, Sagar Society, Road No. 2, Banjara Hills, Hyderabad – 500034.
6. Since the physical attendance of Members has been dispensed with, there is no requirement of appointment of proxies. Accordingly, the facility of appointment of proxies by Members under Section 105 of the Act will not be available for the 34th AGM.
7. Since the AGM will be held through VC/OAVM Facility, the Route Map is not annexed in this Notice.
8. The Company has notified closure of Register of Members and Share Transfer Books from **Thursday, September 23, 2021 to Wednesday, September 29, 2021** (both days inclusive) for the purpose of AGM and determining the names of members eligible for final dividend

on equity shares, if declared at the Meeting.

9. The Board of Directors of the Company at its Meeting held on June 25, 2021 has recommended a dividend of ₹ 8/- per equity share of ₹ 10/- each as final dividend for the financial year 2020-21. Final dividend, if declared, at the Annual General Meeting, will be paid on or before **October 25, 2021**. The Company has fixed **Wednesday, September 22, 2021 as the 'Record Date'** for determining entitlement of members to final dividend for the financial year ended March 31, 2021, if approved at the AGM.
10. Pursuant to Finance Act 2020, dividend income will be taxable in the hands of shareholders w.e.f. April 1, 2020 and the Company is required to deduct tax at source from dividend paid to shareholders at the prescribed rates. For the prescribed rates for various categories, the shareholders are requested to refer to the Finance Act, 2020 and amendments thereof. The shareholders are requested to update their PAN with the Company or M/s. KFin Technologies Private Limited (KFinTech) (in case of shares held in physical mode) and with the Depositories (in case of shares held in demat mode).

A Resident individual shareholder with PAN and who is not liable to pay income tax can submit a yearly declaration in Form No. 15G/15H, to avail the benefit of non-deduction of tax at source by uploading the documents at <https://ris.kfintech.com/form15>. Shareholders are requested to note that in case their PAN is not registered, the tax will be deducted at a higher rate of 20%.

Non-resident shareholders can avail beneficial rates under tax treaty between India and their country of residence, subject to providing necessary documents i.e. No Permanent Establishment and Beneficial Ownership Declaration, Tax Residency Certificate, Form

10F, any other document which may be required to avail the tax treaty benefits by uploading the documents at <https://ris.kfintech.com/form15>.

The aforesaid declarations and documents need to be submitted by the shareholders by 5.00 P.M. on September 21, 2021.

11. Members holding shares in electronic form are advised to keep the bank account details updated with the respective Depository Participant(s). Member holding shares in physical form are requested to update bank account details with the Company's Registrar and Share Transfer Agent M/s. KFin Technologies Private Limited.
12. M/s. KFin Technologies Private Limited, the Company's Registrar and Transfer Agent, will be providing facility for participation in the 34th AGM through VC/OAVM Facility, for voting through remote E-voting and E-voting during the AGM.

13. Procedure of e-Voting and attending e-AGM:

- (i) Pursuant to Section 108 of the Companies Act, 2013, Rule 20 of the Companies (Management and Administration) Rules, 2014, including any statutory modification(s) or re-enactment thereof for the time being in force and Regulation 44 of SEBI (Listing Obligations and Disclosure Requirements) Regulations, 2015, the Members are provided with the facility to cast their vote electronically, through the e-Voting services provided by M/s KFin Technologies Private Limited, on all the resolutions set forth in this Notice. The instructions for e-Voting are given herein below.
- (ii) In pursuant to SEBI circular no. SEBI/HO/CFD/CMD/CIR/P/2020/242 dated December 9, 2020 on "e-voting facility

provided by Listed Companies", e-voting process has been enabled to all the individual demat account holders, by way of single login credential, through their demat accounts/ websites of Depositories/ DPs in order to increase the efficiency of the voting process.

- (iii) Individual demat account holders would be able to cast their vote without having to register again with the e-Voting service provider (ESP) thereby not only facilitating seamless authentication but also ease and convenience of participating in e-Voting process. Shareholders are advised to update their mobile number and e-mail ID with their DPs to access e-Voting facility.
- (iv) The Members may cast their votes remotely on the dates mentioned herein below ('remote e-voting').

Event Number and Timelines for Remote e-Voting

E-voting Event Number (EVEN)	Commencement of remote e-voting	End of remote e-voting
6130	25 th September, 2021 (11.00 A.M.)	28 th September, 2021 (5.00 P.M.)

- (v) The remote e-voting will not be allowed beyond the aforesaid date and time and the remote e-voting module shall be forthwith disabled by KFinTech upon expiry of the aforesaid period.
- (vi) Further, the facility for voting through electronic voting system will also be made available at the e-AGM ("Insta Poll") and members attending the e-AGM who have not cast their vote(s) by remote e-voting will be able to vote at the Meeting through Insta Poll.

(vii) The Board of Directors of the Company in its meeting held on May 25, 2021 has appointed M/s. D. Hanumanta Raju & Co., Practising Company Secretaries, Hyderabad as Scrutinizer for conducting the process of remote e-voting and e-voting during e-AGM in a fair and transparent manner.

14. The details of the process and manner for remote e-Voting and e-AGM are explained herein below:

(I) Login method for remote e-Voting for Individual shareholders holding securities in demat mode:

Type of Shareholders	Login Method
Individual Shareholders holding shares in demat mode with NSDL	<p>1. User already registered for IDeAS facility:</p> <ol style="list-style-type: none"> i. Visit URL: https://eservices.nsdl.com ii. Click on the "Beneficial Owner" icon under "Login" under 'IDeAS' section. iii. On the new page, enter Login ID and Password. Post successful authentication, click on "Access to e-Voting" iv. Click on company name or e-Voting service provider and you will be re-directed to e-Voting service provider website for casting the vote during the remote e-Voting period. <p>2. User not registered for IDeAS e-Services:</p> <ol style="list-style-type: none"> i) To register click on link : https://eservices.nsdl.com ii) Select "Register Online for IDeAS" or click at https://eservices.nsdl.com/SecureWeb/IdeasDirectReg.jsp iii) Proceed with completing the required fields. iv) Follow steps given in points 1 above. <p>3. Alternatively, by directly accessing the e-Voting website of NSDL:</p> <ol style="list-style-type: none"> i) Open URL: https://www.evoting.nsdl.com/ ii) Click on the icon "Login" which is available under 'Shareholder/Member' section. iii) A new screen will open. You will have to enter your Login Id (i.e. your sixteen digit demat account number held with NSDL), Password / OTP and a Verification Code as shown on the screen. iv) Post successful authentication, you will be requested to select the name of the company and the e-Voting Service Provider name, i.e. KFintech. v) On successful selection, you will be redirected to KFintech e- Voting page for casting your vote during the remote e-Voting period.

Individual Shareholders holding shares in demat mode with CDSL	<p>1. Existing user who have opted for Easi / Easiest:</p> <ul style="list-style-type: none"> i) Visit URL: https://web.cdslindia.com/myeasi/home/login or URL: www.cdslindia.com ii) Click on New System Myeasi iii) Login with your registered user id and password. iv) The user will see the e-Voting Menu. The Menu will have links of ESP i.e. KFintech e-Voting portal. v) Click on e-Voting service provider name to cast your vote. <p>2. User not registered for Easi/Easiest:</p> <ul style="list-style-type: none"> i) Option to register is available at https://web.cdslindia.com/myeasi/Registration/EasiRegistration ii) Proceed with completing the required fields. iii) Follow the steps given in point 1 above. <p>3. Alternatively, by directly accessing the e-Voting website of CDSL:</p> <ul style="list-style-type: none"> i) Visit URL: www.cdslindia.com ii) Provide your Demat Account Number and PAN. iii) System will authenticate user by sending OTP on registered Mobile & Email as recorded in the Demat Account. iv) After successful authentication, user will be provided links for the respective ESP, i.e. KFintech where the e- Voting is in progress.
Individual Shareholder login through their demat accounts/ Website of Depository Participant	<ul style="list-style-type: none"> i) You can also login using the login credentials of your demat account through your DP registered with NSDL /CDSL for e-Voting facility. ii) Once logged-in, you will be able to see e-Voting option. Once you click on e-Voting option, you will be redirected to NSDL / CDSL Depository site after successful authentication, wherein you can see e-Voting feature. iii) Click on options available against company name or e-Voting service provider – KFintech and you will be redirected to e-Voting website of KFintech for casting your vote during the remote e-Voting period without any further authentication.

Note: Members who are unable to retrieve User ID / Password are advised to use Forgot User ID and Forgot Password option available at respective websites.

Helpdesk for Individual Shareholders holding securities in demat mode for any technical issues related to login through Depository i.e. NSDL and CDSL.

Shares held with NSDL	Shares held with CDSL
Please contact NSDL helpdesk by sending a request at evoting@nsdl.co.in or call at toll free no.: 1800 1020 990 and 1800 22 44 30	Please contact CDSL helpdesk by sending a request at helpdesk.evoting@cdslindia.com or contact at 022- 23058738 or 022-23058542-43

(II) Login method for remote e-Voting for shareholders holding shares in physical mode and non-individual shareholders holding shares in demat mode:

(A) Members whose email IDs are registered with the Company/ Depository Participant(s), will receive an email from KFintech which will include details of E-Voting Event Number (EVEN), USER ID and Password. They will have to follow the following process:

- (i) Launch internet browser by typing the URL: <https://emeetings.kfintech.com/>
- (ii) Enter the login credentials (i.e. User ID and password) mentioned in your email.

In case of physical folio, User ID will be EVEN (E-Voting Event Number) XXXX, followed by folio number. In case of Demat account, User ID will be your DP ID and Client ID. However, if you are already registered with KFintech for e-voting, you can use your existing User ID and password for casting the vote.

- (iii) After entering these details appropriately, click on "LOGIN".
- (iv) You will now reach password change Menu wherein you are required to mandatorily change your password. The new password shall comprise of minimum 8 characters with at least one upper case (A-Z), one lower case (a-z), one numeric value (0-9) and a special character (@,#,\$, etc.,). The system will prompt you to change your password and update your contact details like mobile number, email Id etc. on first login. You may also enter a secret question and answer of your choice to retrieve your password in case you forget it. It is strongly recommended that you do not share your password with any other person and that you take utmost care to keep your password confidential.
- (v) You need to login again with the new credentials.

(vi) On successful login, the system will prompt you to select the "EVEN" i.e., 'Alphageo (India) Limited- AGM" and click on "Submit"

(vii) On the voting page, enter the number of shares (which represents the number of votes) as on the Cut-off Date under "FOR/AGAINST" or alternatively, you may partially enter any number in "FOR" and partially "AGAINST" but the total number in "FOR/ AGAINST" taken together shall not exceed your total shareholding as mentioned herein above. You may also choose the option ABSTAIN. If the member does not indicate either "FOR" or "AGAINST" it will be treated as "ABSTAIN" and the shares held will not be counted under either head.

(viii) Members holding multiple folios/demat accounts shall choose the voting process separately for each folio/ demat accounts.

(ix) Voting has to be done for each item of the notice separately. In case you do not desire to cast your vote on any specific item, it will be treated as abstained.

(x) You may then cast your vote by selecting an appropriate option and click on "Submit". A confirmation box will be displayed. Click "OK" to confirm else "CANCEL" to modify. Once you have voted on the resolution(s), you will not be allowed to modify your vote. During the voting period, members can login any number of times till they have voted on the Resolution(s).

(xi) Corporate/ Institutional Members (i.e. other than Individuals, HUF, NRI etc.,) are required to send scanned certified true copy (PDF Format) of its Board Resolution / Authorisation Letter etc., together with attested specimen signature(s) of the duly authorised representative(s) to the Scrutinizer's email id: thr300@gmail.com. The said resolution/letter should be

in the naming format "Alphageo (India) Limited_34th AGM".

(xii) Members can cast their vote online from September 25, 2021 (11.00 A.M.) till September 28, 2021 (5.00 P.M.). Voting beyond the said date shall not be allowed and the remote e-voting facility shall be blocked.

(B) Members whose email IDs are not registered with the Company/Depository Participant(s), and consequently the Annual Report, Notice of AGM and e-voting instructions cannot be serviced, will have to follow the following process:

(i) Members who have not registered their email address and in consequence the Annual Report, Notice of AGM and e-voting instructions cannot be serviced, may temporarily get their email address and mobile number provided with KFinTech, by accessing the link: <https://ris.kfintech.com/clientservices/mobileereg/mobileemailreg.aspx>. Members are requested to follow the process as guided to capture the email address and mobile number for sending the soft copy of the notice and e-voting instructions along with the User ID and Password.

(ii) Alternatively, Member may send an e-mail request at the email id einward.ris@kfintech.com along with scanned copy of the signed copy of the request letter providing the email address, mobile number, self-attested PAN copy and Client Master copy in case of electronic folio and copy of share certificate in case of physical folio for sending the Annual report, Notice of AGM and the e-voting instructions.

(iii) After receiving the e-voting instructions, please follow all steps above to cast your vote by electronic means.

(III) Instructions for the Members to attend the

e-AGM of the Company through VC/OAVM:

(i) Members will be provided with a facility to attend the e-AGM through video conferencing platform provided by M/s. KFin Technologies Private Limited.

(ii) Members may access the same at <https://emeetings.kfintech.com> and click on the "video conference" and login by using the remote e-voting login credentials. After logging in, click on the Video Conference tab and select the EVEN of the Company. Click on the video symbol and accept the meeting etiquettes to join the meeting.

(iii) Members who do not have User ID and Password for e-Voting or have forgotten the User ID and Password may retrieve the same by following the procedure given in the remote e-Voting instructions.

(iv) Facility of joining the AGM through VC/OAVM shall be available for members on first come first served basis.

(v) Facility for joining e-AGM through VC/OAVM will be opened 15 minutes before the scheduled time of the meeting and will be kept open throughout the proceedings of the meeting.

(vi) Institutional members are encouraged to attend and vote at the AGM through VC/OAVM.

(vii) In case of Joint holders attending the meeting, only such joint holder who is higher in the order of names will be entitled to vote at the e-AGM.

(viii) The Members (members logins) attending the e-AGM through VC/OAVM will be counted for the purpose of reckoning the quorum under Section 103 of the Companies Act, 2013.

(ix) Members are encouraged to join the Meeting through Laptops / Desktops with Google Chrome (preferred browser),

Safari, Internet Explorer, Microsoft Edge, Mozilla Firefox 22.

- (x) Members will be required to grant access to the webcam to enable VC / OAVM. Further, Members connecting from Mobile Devices or Tablets or through Laptop connecting via Mobile Hotspot may experience Audio/Video loss due to fluctuation in their respective network. It is therefore recommended to use Stable Wi-Fi or LAN Connection to mitigate any kind of aforesaid glitches.
- (xi) **AGM Questions prior to e-AGM:** Members who wish to post their questions prior to the meeting may login to <https://emeetings.kfintech.com/> and click on "Post your Questions". The Members may post their queries/views/questions by mentioning their name, demat account number/folio number, email id, mobile number. Please note that queries/questions of only those members will be answered who are holding shares of the Company as on the cut-off date. The window for posting the questions shall be opened from September 25, 2021 (9.00 A.M.) to September 26, 2021 (5.00 P.M.).
- (xii) **Speaker Registration during e-AGM session:** Members who wish to register as speakers, may login to <https://emeetings.kfintech.com/> through the user id and password provided in the mail received from KFintech and click on "Speaker Registration". The Speaker Registration will be opened from September 25, 2021 (9.00 A.M.) to September 26, 2021 (5.00 P.M.). The Company reserves the right to restrict the speaker registration during the e-AGM session, depending upon availability of the time as appropriated for smooth conduct of the meeting and hence, encourages the members to send their questions/ queries, etc. in advance as provided in note no. (xi) above.

(IV) Instructions for Members for e-Voting during the e-AGM session:

- (i) The members who have not cast their vote through remote e-voting shall be eligible to cast their vote through e-voting system available during the e-AGM.
 - (ii) E-voting during the AGM is integrated with the VC / OAVM platform. The members may click on the voting icon displayed on the screen to cast their votes.
 - (iii) A member can opt for only single mode of voting i.e., through remote e-voting or voting at the AGM. If a member casts votes by both modes, then voting done through remote e-voting shall prevail and vote at the AGM shall be treated as invalid.
 - (iv) Once the vote on a resolution(s) is cast by the member, the member shall not be allowed to change it subsequently.
 - (v) The Members, whose names appear in the Register of Members / list of Beneficial Owners as on September 22, 2021, being the cut-off date, are entitled to vote on the Resolutions set forth in this Notice.
15. In case a person has become a member of the Company after dispatch of AGM Notice but on or before the cut-off date for E-voting, he/she may obtain the User Id and Password in the manner as mentioned below:
- (i) If the mobile number of the member is registered against Folio No./ DP ID Client ID, the member may send SMS: MYEPWD <space> E-Voting Event Number+Folio No. or DP ID Client ID to 9212993399.
- | | |
|----------------------|---------------------------------|
| Example for NSDL | MYEPWD <SPACE> IN12345612345678 |
| Example for CDSL | MYEPWD <SPACE> 1402345612345678 |
| Example for Physical | MYEPWD <SPACE> XXXX1234567890 |
- (ii) If e-mail address or mobile number of the member is registered against Folio

No. / DP ID Client ID, then on the home page of <https://evoting.kfintech.com/>, the member may click “Forgot Password” and enter Folio No. or DP ID Client ID and PAN to generate a password.

16. In case of any query and/or grievance, in respect of voting by electronic means, members may refer to the Help & Frequently Asked Questions (FAQs) and E-voting user manual available at the download section of <https://evoting.kfintech.com> (KFintech Website). Members may also contact KFintech at toll free number 1-800-309-4001 or write to them at evoting@kfintech.com for any further clarifications.
17. Resolutions shall be deemed to be passed on the date of e-AGM subject to receipt of requisite number of votes in favour of Resolutions.
18. The Scrutinizer shall, after the conclusion of e-voting at the Meeting, scrutinize the votes cast at the Meeting (Insta Poll) and votes cast through remote e-voting, make a Consolidated Scrutinizer’s Report and submit the same to the Chairman, not later than 48 hours of the conclusion of the meeting. The results of e-voting along with the scrutinizers’ report shall be placed on the website of the Company www.alphageoindia.com and shall be intimated to the stock exchanges immediately after declaration of results by the Chairman or by a person authorised by him.

Other Information:

19. The Securities and Exchange Board of India (SEBI) has mandated the transfer of securities to be carried out in dematerialized form only w.e.f. 1st April, 2019. Members holding shares in physical form are, therefore, requested to submit with the Company’s Registrar and Share Transfer Agent, an application along with the necessary documents to get their shares dematerialized through their Depository Participants.

20. Members desiring to seek any information on the financial statements are requested to write to the Company at an early date to enable compilation of information.

21. Unclaimed dividend for the years 2013-14, 2014-15, 2015-16, 2016-17, 2017-18, 2018-19 and 2019-20 are held in separate bank accounts.

Members whose dividends remain unclaimed are requested to write to the Company or its Registrar and Transfer Agent and claim their dividends. Members are requested to note that dividends not encashed or claimed within the due date mentioned below, will be transferred to the Investor Education and Protection Fund (“IEPF”) of the Government of India as per the provisions of Section 124(5) of the Companies Act, 2013. In view of this, members are advised to send their requests to the Company or its Registrar for revalidation of the warrants and encash them before the due dates as listed below:

Dividend and Year	Date of Declaration	Due Date for claiming the Dividend
Final Dividend 2013-14	26.09.2014	31.10.2021
Final Dividend 2014-15	28.09.2015	02.11.2022
Final Dividend 2015-16	29.09.2016	03.11.2023
Final Dividend 2016-17	29.09.2017	03.11.2024
Final Dividend 2017-18	14.09.2018	19.10.2025
Final Dividend 2018-19	30.09.2019	04.11.2026
Interim Dividend 2019-20	06.03.2020	11.04.2027

22. Pursuant to the provisions of Investor Education and Protection Fund (Accounting, Audit, Transfer and Refund) Rules, 2016,

notified by the Ministry of Corporate Affairs, the companies are required to transfer the shares in respect whereof the dividends remain unpaid/unclaimed for a period of seven consecutive years to the demat account of IEPF Authority. The details of shares transferred to IEPF are displayed on the website of the Company at <http://alphageoindia.com/IEPF.htm>. The shareholders whose shares are transferred to the IEPF Authority can claim their shares from the Authority by following the Refund Procedure as detailed on the website of IEPF Authority <http://iepf.gov.in/IEPF/corporates.html>.

23. The requirement to place the matter relating to the appointment of auditors for ratification by the members at every annual general meeting has done away vide Notification dated May 7, 2018 issued by the Ministry of Corporate Affairs, Government of India. Accordingly, no resolution is proposed for ratification of the appointment of the Auditors who were appointed in 30th Annual General Meeting of the Company.

24. The information pertaining to Director seeking re-appointment at the Annual General Meeting is furnished below:

Mr. Rajesh Alla is a graduate of Carnegie Mellon University, Pittsburgh, USA – a premier institute for Artificial Intelligence Research. He is specialised in Image Processing, Computer Vision and Robotics. He is an alumnus of Indian Institute of Management, Ahmadabad and Osmania University, Hyderabad.

Mr. Rajesh Alla has worked in the Robotics Institute, Carnegie-Mellon University developing automated Printed Circuit Board inspection systems for production use. He is one of the pioneers of Automated Digitizing and Recognition of documents. He has developed numerous Pattern Recognition and Artificial Intelligence Algorithms.

Mr. Rajesh Alla is a director of the Company since September 30, 1992. He is member of Audit Committee, Nomination and Remuneration Committee and Chairman of Stakeholders' Relationship Committee of Board of Directors of the Company.

Mr. Rajesh Alla is the Founder and Managing Director of IIC Technologies Limited and Director of IIC Geo Surveys Private Ltd, IIC Academy Private Ltd, Transducers and Controls Private Ltd and Palnadu Infrastructure Private Ltd. He is holding 1,26,567 Equity Shares of the company in his individual capacity.

Mr. Rajesh Alla is interested in the resolution set out in Item No. 3 of the Notice. Mr. Dinesh Alla, being related to Mr. Rajesh Alla may be deemed to be interested in the said resolution.

The other relatives of Mr. Rajesh Alla may be deemed to be interested in the said resolution, to the extent of their shareholding, if any, in the Company.

Save and except the above, none of the other Directors/ Key Managerial Personnel of the Company and their relatives are, in any way, concerned or interested, financially or otherwise, in the resolution set out at Item No. 3 of the Notice.

The Board recommends the resolution set forth in Item No. 3 of the Notice for approval by the Members.

Hyderabad	By Order of the Board Deepa Dutta
August 9, 2021	Company Secretary

Explanatory Statement pursuant to Section 102 of the Companies Act, 2013 (the 'Act'):

The following Statement sets out all material facts relating to special business mentioned in Item No. 4 and 5 of the accompanying Notice.

Item No. 4

Mr. Dinesh Alla (DIN: 01843423) is a post graduate in Mathematics and in Management Studies from BITS, Pilani. He has very rich experience and deep knowledge about geophysical and seismic survey industry and has immensely contributed to the growth of the Company by his incisive and broad based knowledge and strategic decisions. Under his able guidance the Company has successfully executed many seismic survey contracts in different terrains all over India. He is chief articulator in making the Company as one of the preferred vendor by major Oil Companies.

Mr. Dinesh Alla assumed the office of Managing Director of the Company in the year 1991 and is being reappointed as such for every five-year period since then. In the recent past he has been re-appointed as Managing Director of the Company for a period of 5 years from August 21, 2016 till August 20, 2021.

The Board of Directors, at the recommendation of the Nomination and Remuneration Committee of the Board, at its meeting held on June 25, 2021, accorded its approval for the re-appointment of Mr. Dinesh Alla as Managing Director of the Company for a further period of FIVE years from August 21, 2021 to August 20, 2026 at such remuneration set out hereafter for a period of THREE years from the date of his re-appointment, subject to the approval of the Members at the ensuing general meeting.

Brief Particulars of the terms of Remuneration payable to Mr. Dinesh Alla:

(a) Period of Remuneration: Three (3) years from August 21, 2021 to August 20, 2024

(b) Salary: Salary of ₹9,00,000/- per month.

(c) Perquisites and Allowances:

- i) House Rent Allowance @ ₹1,00,000/- per month.
- ii) Reimbursement of expenses for gas, electricity and water not exceeding 5% of the salary.
- iii) Reimbursement of Actual Medical Expenses for self and family not exceeding one month's salary for a year or coverage under Medical Insurance Policy of the Company.
- iv) Personal Accident Insurance coverage with the premium not exceeding ₹12,000/- per annum.
- v) Reimbursement of actual club fees.
- vi) Contribution to Provident Fund not exceeding 12% of the salary.
- vii) Gratuity at the rate of half months' salary for each completed year of service, subject to a maximum amount under Payment of Gratuity Act, 1972.
- viii) Encashment of un-availed leave at the end of the tenure as per rules of the Company.
- ix) Provision for use of Company's car for official purposes and telephone at the residence.

Commission: In addition to salary, perquisites and allowances, commission not exceeding 5% of the net profits of the Company in a financial year computed in the manner laid down in section 197(8) of Companies Act, 2013.

Minimum Remuneration: In terms of the applicable provisions of Schedule V of the Companies Act, 2013, where in any financial year during the current tenure of the Managing Director, the Company does not have profits or its profits are inadequate, remuneration comprising of salary, perquisites, commission and statutory benefits, approved herein be continued to be paid as Minimum Remuneration to the Managing Director.

Aggregate Remuneration: The aggregate of remuneration, commission, perquisites and allowances payable to the Managing Director individually or to all whole-time directors, if any, of the Company taken together during any financial year respectively shall be in accordance with the provisions of the Companies Act, 2013 and the SEBI (Listing Obligations and Disclosure Requirements) Regulations, 2015.

In the opinion of the Board, Mr. Dinesh Alla satisfied all the conditions set out in Part I of Schedule V of the Act and also the conditions set out under sub-section (3) of Section 196 of the Act for being eligible for his reappointment as managing director of the Company. He is not disqualified from being appointed as director in terms of Section 164 of the Act. The Board also affirms that Mr. Dinesh Alla is not debarred or disqualified from holding the office of director by the virtue of any SEBI order, Ministry of Corporate

Affairs or any such statutory authority.

Mr. Dinesh Alla does not hold the directorship in any other listed company or membership/ chairmanship of the committees of other public limited companies as per the provisions of the SEBI (Listing Obligations and Disclosure Requirements) Regulations, 2015.

Mr. Dinesh Alla is a member of Stakeholders' Relationship Committee and Nomination and Remuneration Committee and chairman of Corporate Social Responsibility Committee and Finance Committee of the Board of Directors of the Company.

Mr. Dinesh Alla holds 9,67,200 (15.20%) equity shares of the Company as on March 31, 2021. He is related to Mrs. Savita Alla, Joint Managing Director and Mr. Rajesh Alla, Non-executive Director of the Company. Apart from this, he is not related to any other Director and Key Managerial Personnel of the Company.

Mr. Dinesh Alla, being the appointee, is interested in the resolution set out in Item No. 4 of the Notice. Mrs. Savita Alla and Mr. Rajesh Alla, being related to Mr. Dinesh Alla are deemed to be interested in the said resolution. The other relatives of Mr. Dinesh Alla may be deemed to be interested in the said resolution to the extent of their shareholding, if any, in the Company.

Save and except the above, none of the other Directors/ Key Managerial Personnel of the Company and their relatives are, in any way, concerned or interested, financially or otherwise, in the resolution set out at Item No. 4 of the Notice.

Statement containing additional information as required in Schedule V of the Companies Act, 2013:

General Information:

1.	Nature of industry	The Company is engaged in providing geophysical data acquisition, processing and interpretation services for oil and gas exploration companies.																		
2.	Date or expected date of commencement of commercial production	The Company has commenced its commercial operations in the year 1990 and is in the business for more than 32 years.																		
3.	Financial performance based on given indicators	As per audited standalone financial results: ₹ in Lakhs																		
		<table border="1"> <thead> <tr> <th>Particulars</th> <th>2020-21</th> <th>2019-20</th> </tr> </thead> <tbody> <tr> <td>Total revenue</td> <td>16563</td> <td>27127</td> </tr> <tr> <td>Total expenses</td> <td>15562</td> <td>28076</td> </tr> <tr> <td>Profit before tax</td> <td>1001</td> <td>(949)</td> </tr> <tr> <td>Profit after tax</td> <td>743</td> <td>(1010)</td> </tr> <tr> <td>Shareholders' fund</td> <td>23454</td> <td>22710</td> </tr> </tbody> </table>	Particulars	2020-21	2019-20	Total revenue	16563	27127	Total expenses	15562	28076	Profit before tax	1001	(949)	Profit after tax	743	(1010)	Shareholders' fund	23454	22710
Particulars	2020-21	2019-20																		
Total revenue	16563	27127																		
Total expenses	15562	28076																		
Profit before tax	1001	(949)																		
Profit after tax	743	(1010)																		
Shareholders' fund	23454	22710																		
4.	Foreign investments or collaborations	Foreign Investment as on March 31, 2021 is ₹1322.14 Lakhs. There are no foreign collaborations in existence as on March 31, 2021.																		

Information about the appointee:

1.	Background details	Mr. Dinesh Alla is 57 years of age and is a post graduate in Mathematics and in Management Studies from BITS, Pilani and has a wide experience and deep knowledge in the field of geophysical and seismic survey. He is Managing Director of the Company since 1991 and under his able guidance the Company has successfully executed many seismic survey contracts in different terrains all over India.
2.	Past remuneration	The remuneration of Mr. Dinesh Alla has been approved by the Members at the 32 nd Annual General Meeting of the Company for a period of two years from August 21, 2019 to August 20, 2021. He has been paid a remuneration of ₹116.76 lakhs for the year 2020-21.
3.	Recognition or awards	Mr. Dinesh Alla is chief articulator in making the Company as one of the preferred vendor by major Indian Oil Companies and also International Renowned Oil and Gas Companies. Under his leadership, the Financial Times, in the month of February 2018, recognised the Company as 198 th of 1000 th fastest growing companies in Asia-Pacific region.

4.	Job profile and his suitability	Mr. Dinesh Alla has rich experience and deep knowledge about geophysical and seismic survey industry and has immensely contributed to the growth of the Company by his incisive and broad based knowledge. Under the leadership of Mr. Dinesh Alla the Company has achieved various milestones and enhanced the stakeholders' value.
5.	Remuneration proposed	As stated in the Explanatory Statement at Item No. 4 of this Notice.
6.	Comparative remuneration profile with respect to industry, size of the company, profile of the position and person	Mr. Dinesh Alla has served on the Board of the Company since inception. His strategic directions have led the Company from its profile of the nascent stage and have propelled its growth. He has streamlined the business process operations of the Company and has been the strategic management personnel. His skill set and his experience places him at par with similar positions on other companies of comparable sizes and nature. The proposed remuneration of Mr. Dinesh Alla is in line with the industry levels and is commensurate with the size of the Company and nature of its business.
7.	Pecuniary relationship directly or indirectly with the company, or relationship with the managerial personnel or other director	Mr. Dinesh Alla is a Promoter Director and Chairman and Managing Director of the Company. He is the spouse of Mrs. Savita Alla, Joint Managing Director and brother of Mr. Rajesh Alla, Non-executive Director of the Company. Apart from this, he is not related to any other director and key managerial personnel of the Company.

Other Information:

1.	Reasons of loss or inadequate profits, steps taken or proposed to be taken for improvement and expected increase in productivity and profits in measurable terms	Due to Covid-19 pandemic, the operations and financial performance of the Company has adversely affected during the FY 2020-21. However, having sizeable executable orders on hand, the management is confident to achieve improved operational and financial performances in the forthcoming years.
----	--	--

This Explanatory Statement together with the accompanying Notice may also be regarded as a disclosure under Regulation 36(3) of the SEBI (Listing Obligations and Disclosure Requirements) Regulations, 2015 and the Secretarial Standard on General Meetings (SS-2) of ICSI.

The Board of Directors recommends the resolution in relation to re-appointment of Mr. Dinesh Alla as Managing Director of the Company, as set out in Item No. 4 for approval of the Members by way of a Special Resolution.

Item No. 5

Mrs. Savita Alla (DIN: 00887071) is a Post Graduate in Management Studies from BITS, Pilani. She has served in various managerial positions in corporate sector and has multifaceted experience in quality management systems, customer relationship management and entrepreneurial role.

Mrs. Savita Alla is Director of the Company since May 29, 2014. She was appointed as Joint Managing Director of the Company for a period of 3 years on May 25, 2015 and thereafter re-appointed for another term of 3 years effective from May 25, 2018 to May 24, 2021.

Taking into consideration the job responsibilities and based on the recommendation of the Nomination and Remuneration Committee of the Board, the Board of Directors at its meeting held on May 25, 2021, accorded its approval for the re-appointment of Mrs. Savita Alla as Joint Managing Director of the Company for a further period of THREE years from May 25, 2021 to May 24, 2024 at such remuneration set out hereafter for a period of THREE years from the date of re-appointment, subject to the approval of the Members at the ensuing general meeting.

Brief Particulars of the terms of Remuneration payable to Mrs. Savita Alla:

- (a) **Period of Remuneration:** Three (3) from May 25, 2021 to May 24, 2024
- (b) **Salary:** Salary of ₹3,00,000/- per month.
- (c) **Perquisites and Allowances:**
 - i) House Rent Allowance @ ₹50,000/- per month.
 - ii) Reimbursement of expenses for gas, electricity and water not exceeding 5% of the salary.

- iii) Reimbursement of Actual Medical Expenses for self and family not exceeding one month's salary for a year or coverage under Medical Insurance Policy of the Company.
- iv) Personal Accident Insurance coverage with the premium not exceeding ₹12,000/- per annum.
- v) Reimbursement of actual club fees.
- vi) Contribution to Provident Fund not exceeding 12% of the salary.
- vii) Gratuity at the rate of half months' salary for each completed year of service, subject to a maximum amount under Payment of Gratuity Act, 1972.
- viii) Encashment of un-availed leave at the end of the tenure as per rules of the Company.
- ix) Provision for use of Company's car for official purposes and telephone at the residence.

Commission: In addition to salary, perquisites and allowances, commission not exceeding 5% of the net profits of the Company in a financial year computed in the manner laid down in section 197(8) of Companies Act, 2013.

Minimum Remuneration: In terms of the applicable provisions of Schedule V of the Companies Act, 2013, where in any financial year during the current tenure of the Joint Managing Director, the Company does not have profits or its profits are inadequate, remuneration comprising of salary, perquisites, commission and statutory benefits, approved herein be continued to be paid as Minimum Remuneration to the Joint Managing Director.

Aggregate Remuneration: The aggregate of remuneration, commission, perquisites and allowances payable to the Joint Managing Director individually or to all whole-time directors, if any, of the Company taken together during any financial year respectively shall be in accordance with the provisions of the Companies Act, 2013 and SEBI (Listing Obligations and Disclosure Requirements) Regulations, 2015.

In the opinion of the Board, Mrs. Savita Alla satisfied all the conditions set out in Part I of Schedule V of the Act and also the conditions set out under sub-section (3) of Section 196 of the Act for being eligible for her reappointment as whole-time director of the Company. She is not disqualified from being appointed as director in terms of Section 164 of the Act. The Board also affirms that Mrs. Savita Alla is not debarred or disqualified from holding the office of director by the virtue of any SEBI order, Ministry of Corporate Affairs or any such statutory authority.

Mrs. Savita Alla does not hold the directorship in any other listed company or membership/ chairmanship of the committees of other public limited companies as per the provisions of the SEBI (Listing Obligations and Disclosure Requirements) Regulations, 2015.

Mrs. Savita Alla is a member of Stakeholders' Relationship Committee, Corporate Social Responsibility Committee and Finance Committee of the Board of Directors of the Company.

Mrs. Savita Alla holds 3,91,458 (6.15%) equity shares of the Company as on March 31, 2021. Mrs. Savita Alla, being the appointee, is interested in the resolution set out in Item No. 5 of the Notice. Mr. Dinesh Alla, being related to Mrs. Savita Alla is deemed to be interested in the said resolution. The other relatives of Mrs. Savita Alla may be deemed to be interested in the said resolution to the extent of their shareholding, if any, in the Company.

Mrs. Savita Alla, being the appointee, is interested in the resolution set out in Item No. 5 of the Notice. Mr. Dinesh Alla and Mr. Rajesh Alla, being related to Mrs. Savita Alla are deemed to be interested in the said resolution. The other relatives of Mrs. Savita Alla may be deemed to be interested in the said resolution to the extent of their shareholding, if any, in the Company.

Save and except the above, none of the other Directors/ Key Managerial Personnel of the Company and their relatives are, in any way, concerned or interested, financially or otherwise, in the resolution set out at Item No. 5 of the Notice.

Statement containing additional information as required in Schedule V of the Companies Act, 2013:

General Information:																				
1.	Nature of industry	The Company is engaged in providing geophysical data acquisition, processing and interpretation services for oil and gas exploration companies.																		
2.	Date or expected date of commencement of commercial production	The Company has commenced its commercial operations in the year 1990 and is in the business for more than 32 years.																		
3.	Financial performance based on given indicators	As per audited standalone financial results: <div style="text-align: right;">₹ in Lakhs</div> <table border="1" style="width: 100%; margin-left: auto; margin-right: auto;"> <thead> <tr> <th>Particulars</th> <th>2020-21</th> <th>2019-20</th> </tr> </thead> <tbody> <tr> <td>Total revenue</td> <td>16563</td> <td>27127</td> </tr> <tr> <td>Total expenses</td> <td>15562</td> <td>28076</td> </tr> <tr> <td>Profit before tax</td> <td>1001</td> <td>(949)</td> </tr> <tr> <td>Profit after tax</td> <td>743</td> <td>(1010)</td> </tr> <tr> <td>Shareholders' fund</td> <td>23454</td> <td>22710</td> </tr> </tbody> </table>	Particulars	2020-21	2019-20	Total revenue	16563	27127	Total expenses	15562	28076	Profit before tax	1001	(949)	Profit after tax	743	(1010)	Shareholders' fund	23454	22710
Particulars	2020-21	2019-20																		
Total revenue	16563	27127																		
Total expenses	15562	28076																		
Profit before tax	1001	(949)																		
Profit after tax	743	(1010)																		
Shareholders' fund	23454	22710																		
4.	Foreign investments or collaborations	Foreign Investment as on March 31, 2021 is ₹ 1322.14 Lakhs. There are no foreign collaborations in existence as on March 31, 2021.																		
Information about the appointee:																				
1.	Background details	Mrs. Savita Alla is 55 years of age and is a Post Graduate in Management Studies from BITS, Pilani. She is a director of the Company since 2014 and manages the day-to-day affairs, manpower and other activities of the Company. She has extensive experience in human resource management, quality management systems, customer relationship management and entrepreneurial role.																		
2.	Past remuneration	The remuneration of Mrs. Savita Alla has been approved by the Members at the 31 st Annual General Meeting of the Company for a period of three years from May 25, 2018 to May 24, 2021. She has been paid a remuneration of ₹98.49 lakhs for the year 2020-21.																		
3.	Recognition or awards	Nil																		
4.	Job profile and her suitability	Mrs. Savita Alla is entrusted with substantial powers of the management and is responsible for the general conduct and management of the business and affairs of the Company. She has extensive experience in human resource management, quality management systems, customer relationship management and entrepreneurial role.																		

5.	Remuneration proposed	As stated in the Explanatory Statement at Item No. 5 of this Notice.
6.	Comparative remuneration profile with respect to industry, size of the company, profile of the position and person	Mrs. Savita Alla has served on the Board of the Company since 2014. She is entrusted with the responsibilities of managing the Human Resource Department, Health, Safety & Environment (HSE) Department and other day-to-day affairs of the Company. Her skill set and experience places her at par with similar positions on other companies of comparable sizes and nature. The proposed remuneration of Mrs. Savita Alla is in line with the industry levels and is commensurate with the size of the Company and nature of its business.
7.	Pecuniary relationship directly or indirectly with the company, or relationship with the managerial personnel or other director	Mrs. Savita Alla is a member of promoter group and Joint Managing Director of the Company. She is the spouse of Mr. Dinesh Alla, Chairman and Managing Director and sister-in-law of Mr. Rajesh Alla, Non-executive Director of the Company. Apart from this, she is not related to any other director and key managerial personnel of the Company.

Other Information:

1.	Reasons of loss or inadequate profits, steps taken or proposed to be taken for improvement and expected increase in productivity and profits in measurable terms	Due to Covid-19 pandemic, the operations and financial performance of the Company has adversely affected during the FY 2020-21. However, having sizeable executable orders on hand, the management is confident to achieve improved operational and financial performances in the forthcoming years.
----	--	--

This Explanatory Statement together with the accompanying Notice may also be regarded as a disclosure under Regulation 36(3) of the SEBI (Listing Obligations and Disclosure Requirements) Regulations, 2015 and the Secretarial Standard on General Meetings (SS-2) of ICSI.

The Board of Directors recommends the resolution in relation to re-appointment of Mrs. Savita Alla as Joint Managing Director of the Company, as set out in Item No. 5 for approval of the Members by way of a Special Resolution.

Hyderabad

August 9, 2021

By Order of the Board
Deepa Dutta

Company Secretary



Alphageo (India) Limited

First Floor, Plot No. 1, Sagar Society
Road No. 2, Banjara Hills,
Hyderabad – 500 034, Telangana

www.alphageoindia.com

connect | +91 9831016081