



SELAN
E X P L O R A T I O N
T E C H N O L O G Y L I M I T E D

BSE Ltd.
25th Floor, P.J. Towers
Dalal Street
Mumbai - 400 001
Scrip Code # 530075

National Stock Exchange of India Ltd.
5th Floor, Exchange Plaza,
Bandra – Kurla Complex
Bandra (E), Mumbai – 400 051
Scrip Code : Selan (Equity)

04 November 2022

Dear Sir:

Sub: Intimation regarding Presentation on Quarter 2 FY 2022-23

Pursuant to the provisions of Regulation 30 of SEBI (Listing Obligations and Disclosure Requirements) Regulations, 2015, please find enclosed a copy of Presentation on Quarter 2 Financial Year 2022-23.

Kindly take the above on record.

Thanking you.

Yours faithfully

Yogita Rohilla
Company Secretary & Compliance Officer



Earnings Presentation

Q2 FY 22 – FY 23



Building for a Step Growth




Management Team

- New management team in place with a proven growth, & profitability track record
- Management team with an in-depth experience across the Oil & Gas value chain. Access to global Oil & Gas experts
- Strong technical team put in place
- The current team has proven execution capabilities, having successfully delivered on billion-dollar, technologically intensive capex projects



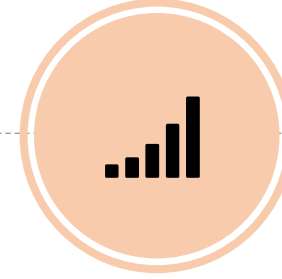
Strong Asset Portfolio

- Strong Asset portfolio with significant upside potential
- Located in the prolific Cambay Basin, with access to a well-developed Oil & Gas services industry
- Opportunity to bring optimization / development synergies through technology deployment and speed of execution
- Marketing and pricing freedom for all our produce & attractive Fiscal Terms



Strong Balance Sheet

- Strong Balance Sheet with no debt
- Strong cash reserves
- Strong Free Cash Flow generation from production operations



Inorganic Growth Opportunities

- Look out for synergistic opportunities that fit our long-term vision
- Key Focus on
 - Discovered fields
 - Low risk producing opportunities
 - Mid life / Late life field optimizations



Board of Directors

Mr. Suniti Bhat

Managing Director

- Mr. Bhat has 25+ years of experience in the Global Oil and Gas Industry
- He served as the Chief Operating Officer & Executive Committee Member at Cairn Oil & Gas, where he led technologically intensive billion dollar projects, both Onshore and Offshore
- He holds Masters in Pet. Engg. from Stanford University and GMP from Harvard Business School

Mr. Sivakumar Pothepalli

Non-Executive Director

- Mr. Siva has 25+ years of experience in both Upstream and Downstream Industries
- He served as the Director – Rajasthan Asset & Executive Committee Member at Cairn Oil & Gas, where he led the growth journey for the Rajasthan Asset. He has extensive experience of operating Onshore and Offshore Assets.
- He holds a Chemical Engineering degree from NIT Warangal and Masters in Management from AIM, Manila

Mr. Manjit Singh

Independent Director

- Mr. Singh brings with him 4 decades of corporate experience
- He has a wealth of management experience from the 35+ years he spent with the TATA Group Companies and TATA Associate Companies. He Retired as a General Manager of Tata Groups Annamalai Tea Division.
- He completed his undergraduate and graduate studies at the University of Delhi and has attended Management Development Courses at IIM – Ahmedabad and the TATA Management Training Centre, Pune.

Mr. Raman Singh Sidhu

Independent Director

- Mr. Sidhu brings with him a wealth of Management Experience
- He has served as a Senior Director and Board Director – HSBC Securities & Capital Markets (India) and as Director Fidelity Fund Management & Barclays Plc
- He has also served as an Independent Director on several Boards, including BHEL, NHPC & IIFCL
- Mr. Sidhu is a qualified Chartered Accountant from the Institute of Chartered Accountants in England and Wales

Ms. Vishruta Kaul

Independent Director

- Ms. Kaul is a Partner at Shardul Amarchand and Mangaldas, a leading law firm
- She has an extensive and diverse experience in M&A, Private Equity, Venture Capital and restructuring transactions
- She has also been awarded as a Notable Practitioner for Merger & Acquisitions by IFLR 1000, 2019-20.
- She has completed her B.A from Lady Shriram College and LL.B from Campus Law College, Delhi University

Mr. B. N. Talukdar

Independent Director

- Mr. Talukdar has extensive experience in the Oil and Gas Industry
- He was the former Director General, Directorate General of Hydrocarbons (DGH), from 2014 - 2015.
- He was also former Director (Exploration & Development) in Oil India Limited (OIL)
- He is a Gold Medalist (B.Tech (Hons.) - Petroleum Engineering) from the Indian Institute of Technology (Indian School of Mines), Dhanbad and also a distinguished Alumni Awardee of the Indian School of Mines, Dhanbad.



Our Asset Portfolio

- The company operates 3 onshore Contract Areas in the prolific Cambay Basin, with 100% Participating Interest in Bakrol , Lohar & Karjisan Contract Areas
- The company entered into a farm in agreement with PFH Oil and Gas for transfer of 100% of participating interest in the Elao field in Gujarat, the transfer process for which is ongoing
- Bakrol is the key asset in our portfolio, producing majority of Oil & Gas. Contract Area is a ~ 36 Sq. Km, located 16 Kms South-East of Ahmedabad
- Lohar Contract Area is a ~ 5 Sq. Km, located 35 Km WNW of Ahmadabad city
- Karjisan Contract Area is a ~ 5 Sq. Km, 15 Km of NNW of Kalol Town
- The Production Sharing Contracts for Bakrol and Lohar were signed in March 1995, for a period of 25 years. Extension to the PSC tenure for these 2 Contract Areas was granted for a period of 10 Years, i.e. till March 2030
- The Production Sharing Contract for Karjisan was signed in March 2004, for a period of 25 years
- Cumulative Oil Recovery as on 30th September 2022
 - 2.73 mmbbls (Oil Recovery Factor of ~ 4.3%). 23 wells on production
 - 0.86 mmbbls (Oil Recovery Factor of ~34.1%). 6 wells on production
 - 0.08 mmbbls (Oil Recovery Factor of ~2.8%). 1 well on production
- Crude Oil produced is trucked from well sites to ONGC's Crude Tank Farm at Nawagam for onward sale to IOCL through an Oil pipeline. Gas produced is sold locally

Portfolio Map



We aim to be a key player in the Indian Energy sector and pursue sustainable growth journey, thereby creating value to all our stakeholders



Safety and Sustainability Vision

Focus Areas:

- Risk Management
- Behavioral based safety
- Statutory Compliances
- Incident reporting and Investigation
- Training of Employees and Contractors
- Integrated asset integrity, corrosion programs
- Certification and HSE Management system

Sustainability and Energy Transition are the core pillars of Selan's Philosophy

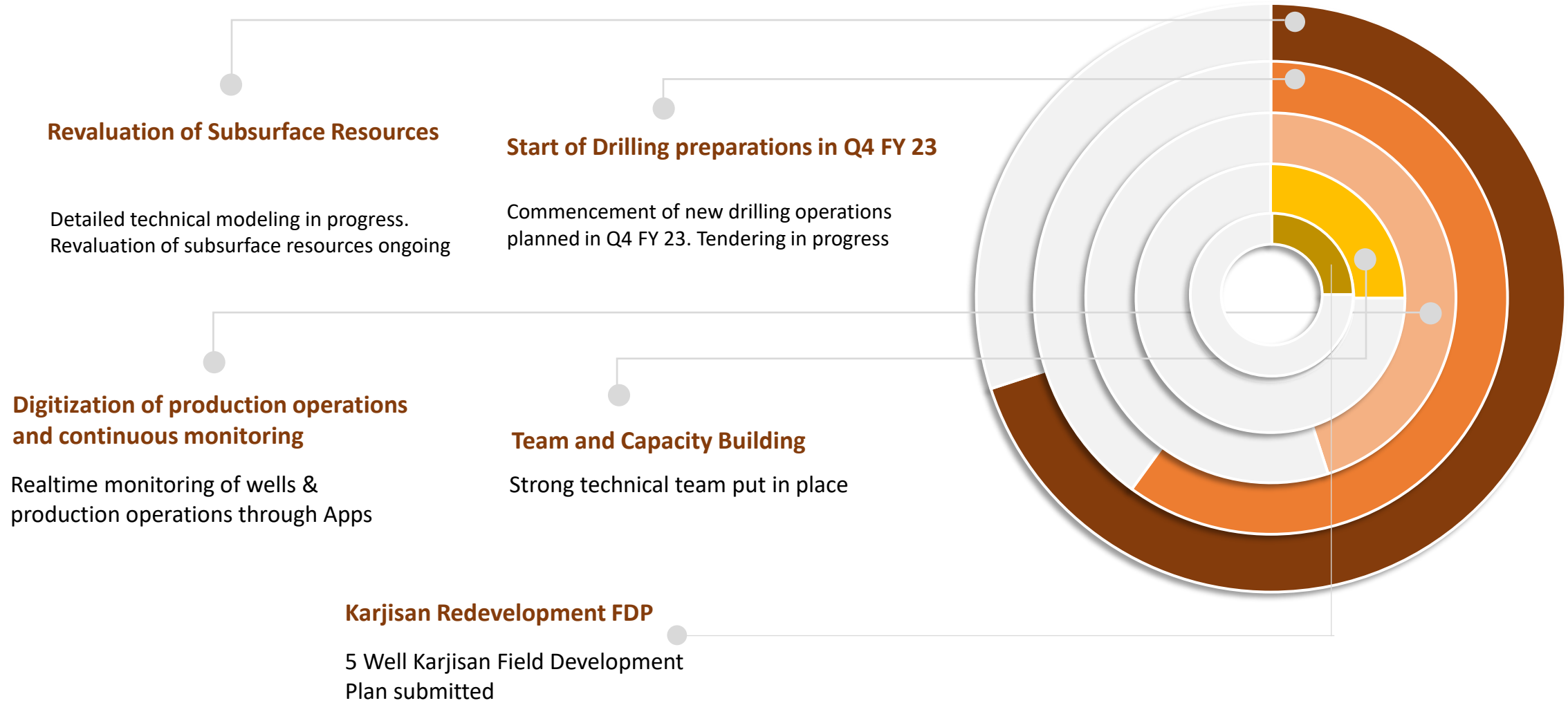


In-line with the UN Climate Change Conference objectives, we acknowledge the need to reduce the temperature below 1.5 Deg C.



Q2 FY 2023 Operational Performance

Key Focus Areas in Q2 FY 23





Production Optimization Activities

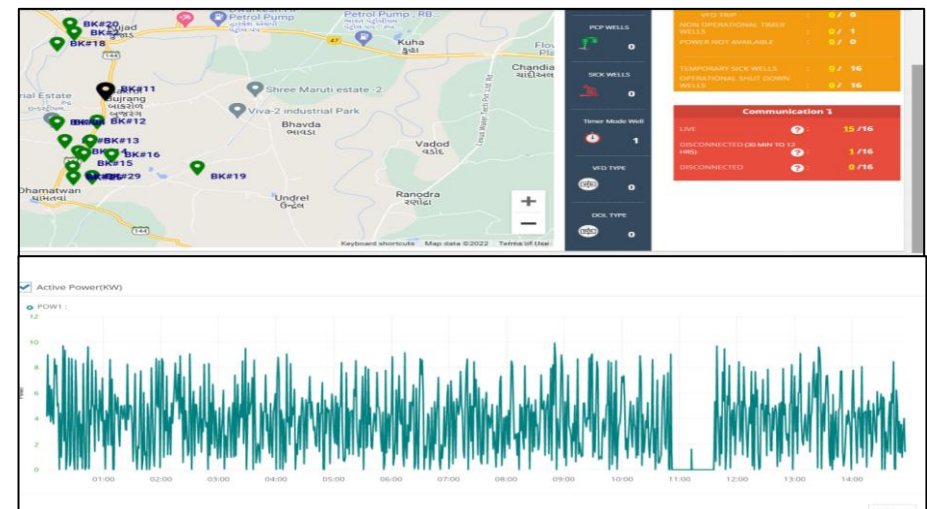
Reservoir Surveillance and Management

- Real time SRP monitoring to improve well uptime
- Systematic data acquisition plan:
 - ✓ Well head parameters
 - ✓ Water cut and water salinity measurements
 - ✓ Regular echo meter and Dyna survey for SRP optimization
- Well modelling and network modelling activities being initiated
- Dynamic modelling ongoing for reservoir performance optimization
- Production database system being set up for monitoring and analysis

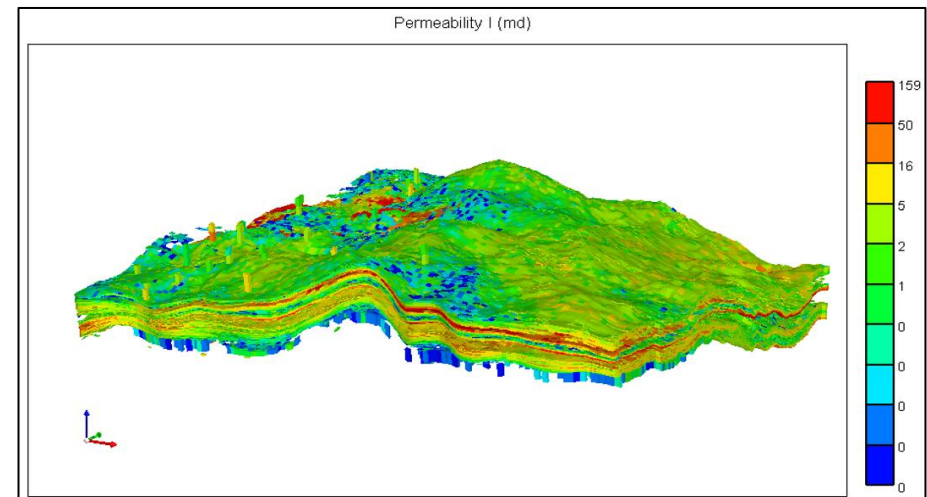
Planned New Wells Technology Application

- Frac design improvements for better fracture conductivity:
 - ✓ Longer frac with high strength proppants
 - ✓ Better frac mitigate asphaltene deposition as well
- High angle wells
 - ✓ Increase reservoir pay contact
 - ✓ Multiple fracs in wells for higher productivity
 - ✓ Provision for chemical injection in wellbore
- Enhanced well monitoring
 - ✓ Real time SRP performance with load cells

Real Time Surveillance and Management



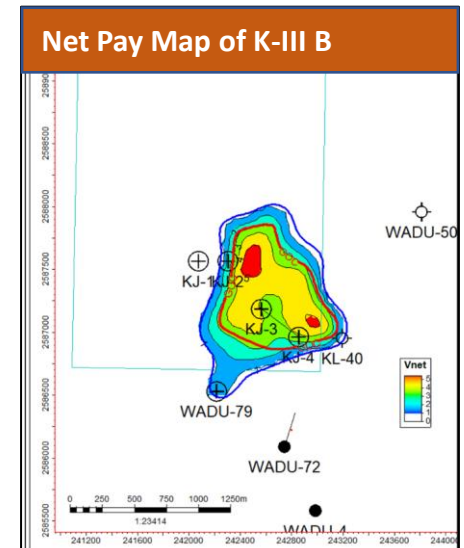
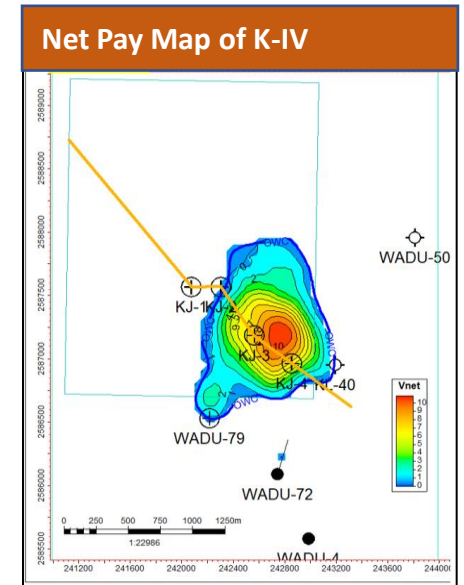
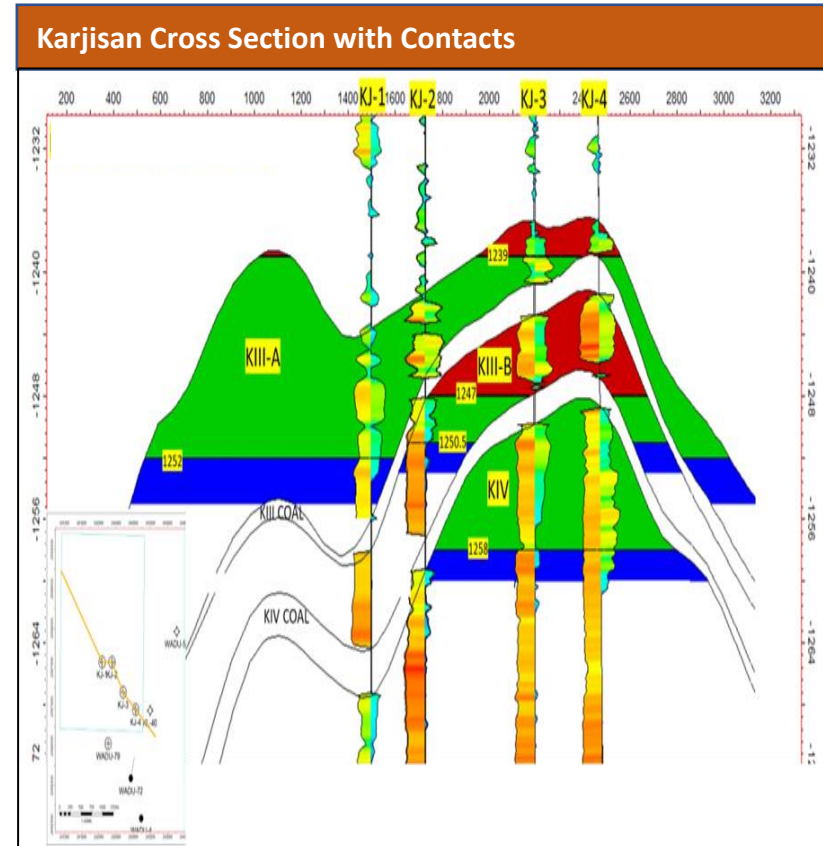
Dynamic Modelling





Karjisan Contract Area Redevelopment

- Karjisan Contract Area re-evaluated
- Studies show promising Reserves & Production growth in Karjisan
- Field Development Plan submitted to Directorate General of Hydrocarbons with 5 New Wells





Q2 FY 2023 Financial Performance



Statement of Profit and Loss for Q2 FY 23

Particulars (In INR Cr.)		Q2 30.09.22	Q1 30.06.2022
A	<u>INCOME</u>		
	Revenue from Operations (Net)	32.63	30.12
	Other Income	2.03	2.11
	Total Income	34.66	32.23
B	<u>EXPENSES</u>		
	Operating Expenses	2.87	2.58
	Changes in inventories of finished goods	0.30	(0.47)
	Employee benefits expense	1.31	1.10
	Royalty and Cess	10.73	9.78
	Other expenses	2.19	1.71
	Total Expenses	17.40	14.70
C	Earnings before Interest, Tax, Depreciation and Amortisation (EBITDA)	17.26	17.53
	Finance costs	0.12	0.01
	Development of hydrocarbon properties amortised	4.90	4.73
	Depreciation and amortisation expenses	0.65	0.53
D	Profit / (Loss) Before Tax	11.59	12.26
	Tax Expenses		
	Provision for Current Tax	3.25	3.85
	Taxes relating to earlier years	-	-
	Deferred tax	(0.47)	(0.67)
E	Net Profit for the period	8.81	9.08
	Other comprehensive income/ (loss) for the year (net of taxes)	(0.24)	0.02
F	Total comprehensive income for the year, net of tax	8.57	9.10



Balance Sheet as on Q2 FY 23

Particulars (In INR Cr.)					
I	ASSETS		II	EQUITY AND LIABILITIES	
(1)	Non-current assets		(1)	Equity	
	Property, plant and equipment	6.75		Equity share capital	15.20
	Development of hydrocarbon properties	142.14		Other equity	331.20
	Right of use assets	3.73		Total Equity	346.40
	Intangible assets	0.02			
	Financial Assets		(2)	Liabilities	
	- Security Deposits	0.59		Non-current liabilities	
	- Other Financial Assets	0.87		Financial liabilities	
	Other non-current assets	0.26		- Borrowings	-
	Total Non-Current Assets	154.36		- Lease liabilities	3.54
(2)	Current assets			Provisions	0.89
	Inventories	8.10		Deferred tax liabilities (net)	37.48
	Financial assets			Total Non-Current Liabilities	41.91
	- Investment	187.33		Current liabilities	
	- Trade receivables	26.41		Financial liabilities	
	- Cash and cash equivalents	2.19		- Trade payables	4.06
	- Other bank balances	23.49		- Lease liabilities	0.44
	Other current assets	3.76		- Other financial liabilities	2.18
	Total Current Assets	251.28		Other current liabilities	4.97
				Provisions	0.40
				Current tax liabilities (net)	5.28
				Total Current Liabilities	17.33
	Total Assets	405.64		Total Equity and Liabilities	405.64

As on 30th September 2022

Disclaimer

No representation or warranty, express or implied, is made as to, and no reliance should be placed on, the fairness, accuracy, completeness or correctness of the information or opinions contained in this presentation.

Certain statements made in this presentation may not be based on historical information or facts and may be "forward looking statements" based on the currently held beliefs and assumptions of the management Selan Exploration Technology Limited ("Company") which are expressed in good faith and in their opinion reasonable, including those relating to the Company's general business plans and strategy, its future financial condition and growth prospects and future developments in its industry and its competitive and regulatory environment.

Forward-looking statements involve known and unknown risks, uncertainties and other factors, which may cause the actual results, financial condition, performance or achievements of the Company or industry results to differ materially from the results, financial condition, performance or achievements expressed or implied by such forward-looking statements, including future changes or developments in the Company's business, its competitive environment and political, economic, legal and social conditions. Further, past performance is not necessarily indicative of future results.

Given these risks, uncertainties and other factors, viewers of this presentation are cautioned not to place undue reliance on these forward-looking statements. The Company disclaims any obligation to update these forward-looking statements to reflect future events or developments. This presentation is for general information purposes only, without regard to any specific objectives, financial situations or informational needs of any particular person.

No part of this presentation should form the basis of or be relied upon in connection with any investment decision or any contract or commitment to purchase or subscribe for any securities of the Company. This presentation is confidential and may not be copied or disseminated, in whole or in part, and in any manner.