



PROGREX VENTURES LIMITED

CIN: U15141MP1981PLC001759
Email: extractions@yahoo.co.in, info@progressivecorp.net,
Website: progressivecorp.net

Registered Office: 232, SHRI MOHAN PARISAR
ZONE-1 M.P. NAGAR BHOPAL MP -462011- INDIA
Tel. No.: 0755 2558656

(Formerly Known as -Progressive Extractions & Exports Limited)

Date 04th December, 2019

Department of Corporate Services,
NSE Ltd.,
P F Towers, Ground Floor,
Dalal Street,
C/o. Mumbai - 400 001

Ref : PROGREG VENTURES LIMITED. (Scrip Code 531265)

Sub : Submission of ^{Revised} Quarterly/Half Yearly Financial Results for the period ended on 30.09.2019

Dear Sir,

With reference to the subject cited above, regarding our Earlier Submission on 11.11.2019 vid Ack No. 1111201901210733. Due to oversight we could not attached the Cash flow Statement.


We are enclosing herewith, Quarterly/ Half Yearly Financial results for the Half Year ended on 30th September, 2019 along with Reconciliation of Share Capital, Reconciliation of Net Profit, Limited Review Report and Cash flow Statement.

We request you to kindly take the above on record.

Thanking you,

Yours faithfully,
For PROGREG VENTURES LIMITED

(Authorised Signatory)
Place: a.a



PROGREX VENTURES LIMITED


General Information about company

Scrip code	531265		
NSE Symbol			
MSEI Symbol			
ISIN*	INE421E01012		
Name of company	PROGRX VENTURES LIMITED		
Class of security	Equity		
Date of start of financial year	01	04	2019
Date of end of financial year	31	03	2020
Date of board meeting when results were approved	10	11	2019
Date on which prior intimation of the meeting for considering financial results was informed to the exchange	09	10	2019
Description of presentation currency	INR		
Level of rounding used in financial results	Lakhs		
Reporting Quarter	Half Yearly		
Nature of report standalone or consolidated	Standalone		
Whether results are audited or unaudited	Un Audited		
Segment Reporting	Single segment		
Description of single segment	There is No Business Activitis during this Period		
Start time of board meeting	04	15	HH:MM
End time of board meeting	04	45	HH:MM
Declaration of unmodified opinion or statement on impact of audit qualification	Not applicable		



Particulars		3 months ended (dd-mm-yyyy)	Previous 3 months ended (dd-mm-yyyy)	Corresponding 3 months ended in the previous year (dd-mm-)	Year to date figures for current period ended (dd-mm-)	Year to date figures for previous period ended (dd-mm-yyyy)	Previous accounting year ended (dd-mm-yyyy)
A	Date of start of reporting period	01-07-2019	01-04-2019	01-07-2018	01-04-2019	01-04-2018	01-04-2018
B	Date of end of reporting period	30-09-2019	30-06-2019	30-09-2018	30-09-2019	30-09-2018	31-03-2019
C	Whether results are audited or unaudited	Unaudited	Unaudited	Unaudited	Unaudited	Unaudited	Audited
D	Nature of report standalone or consolidated	Standalone	Standalone	Standalone	Standalone	Standalone	Standalone
Part I							
1	Income						
	Revenue from operations	0.000	0.000	0.000	0.000	0.000	0.000
	Other income	0.350	0.300	0.620	0.650	1.160	1.620
	Total income	0.350	0.300	0.620	0.650	1.160	1.620
2	Expenses						
(a)	Cost of materials consumed	0.000	0.000	0.000	0.000	0.000	0.000
(b)	Purchases of stock-in-trade	0.000	0.000	0.000	0.000	0.000	0.000
(c)	Changes in inventories of finished goods, work-in-progress and stock-in-trade	0.000	0.000	0.000	0.000	0.000	0.000
(d)	Employee benefit expense	0.000	0.000	0.000	0.000	0.000	0.000
(e)	Finance costs	0.000	0.000	0.000	0.000	0.000	0.000
(f)	Depreciation, depletion and amortisation expense	0.350	0.000	0.430	0.350	0.860	1.110
(f)	Other Expenses	0.350	0.000	0.430	0.350	0.860	1.110
1	Salary & Wages	0.250	0.200	0.320	0.450	0.620	4.120
2	Travelling & conveyance	0.000	0.010	0.010	0.010	0.020	0.590
3	Legal & professional Fees	0.150	0.100	0.300	0.250	0.950	4.330
4	Vehicle Repairing & Maintt.	0.000	0.000	0.000	0.000	0.000	0.080
5	Bank Charges	0.000	0.000	0.000	0.000	0.000	0.010
6	Misc. Expenses	0.020	0.010	0.010	0.030	0.020	0.230
7	Audit Fees	0.000	0.000	0.000	0.000	0.000	0.100
8	0.00	0.000	0.000	0.000	0.000	0.000	0.000
9	0.00	0.000	0.000	0.000	0.000	0.000	0.000
10	0.00	0.000	0.000	0.000	0.000	0.000	0.000
	Total other expenses	0.420	0.320	0.640	0.740	1.610	9.460
	Total expenses	0.770	0.320	1.070	1.090	2.470	10.570
3	Total profit before exceptional items and tax	-0.420	-0.020	-0.450	-0.440	-1.310	-8.950

Particulars	3 months ended (dd-mm-yyyy)	Previous 3 months ended (dd-mm-yyyy)	Corresponding 3 months ended in the previous year (dd-mm-yyyy)	Year to date figures for current period ended (dd-mm-yyyy)	Year to date figures for previous period ended (dd-mm-yyyy)	Previous accounting year ended (dd-mm-yyyy)
A Date of start of reporting period	01-07-2019	01-04-2019	01-07-2018	01-04-2019	01-04-2018	01-04-2018
B Date of end of reporting period	30-09-2019	30-06-2019	30-09-2018	30-09-2019	30-09-2018	31-03-2019
C Whether results are audited or unaudited	Unaudited	Unaudited	Unaudited	Unaudited	Unaudited	Audited
D Nature of report standalone or consolidated	Standalone	Standalone	Standalone	Standalone	Standalone	Standalone
4 Exceptional items	0.000	0.000	0.000	0.000	0.000	0.000
5 Total profit before tax	-0.420	-0.020	-0.450	-0.440	-1.310	-8.950
7 Tax expense	0.000	0.000	0.000	0.000	0.000	0.000
8 Current tax	0.000	0.000	0.000	0.000	0.000	0.000
9 Deferred tax	0.000	0.000	0.000	0.000	0.000	0.000
10 Total tax expenses	0.000	0.000	0.000	0.000	0.000	0.000
11 Net movement in regulatory deferral account balances related to profit or loss and the related deferred tax movement	0.000	0.000	0.000	0.000	0.000	0.000
14 Net Profit Loss for the period from continuing operations	-0.420	-0.020	-0.450	-0.440	-1.310	-8.950
15 Profit (loss) from discontinued operations before tax	0.000	0.000	0.000	0.000	0.000	0.000
16 Tax expense of discontinued operations	0.000	0.000	0.000	0.000	0.000	0.000
17 Net profit (loss) from discontinued operation after tax	0.000	0.000	0.000	0.000	0.000	0.000
19 Share of profit (loss) of associates and joint ventures accounted for using equity method	0.000	0.000	0.000	0.000	0.000	0.000
21 Total profit (loss) for period	-0.420	-0.020	-0.450	-0.440	-1.310	-8.950
22 Other comprehensive income net of taxes	0.000	0.000	0.000	0.000	0.000	0.000
# Total Comprehensive Income for the period	-0.420	-0.020	-0.450	-0.440	-1.310	-8.950




Particulars	3 months ended (dd-mm-yyyy)	Previous 3 months ended (dd-mm-yyyy)	Corresponding 3 months ended in the previous year (dd-mm-yyyy)	Year to date figures for current period ended (dd-mm-yyyy)	Year to date figures for previous period ended (dd-mm-yyyy)	Previous accounting year ended (dd-mm-yyyy)
Date of start of reporting period	01-07-2019	01-04-2019	01-07-2018	01-04-2019	01-04-2018	01-04-2018
Date of end of reporting period	30-09-2019	30-06-2019	30-09-2018	30-09-2019	30-09-2018	31-03-2019
Whether results are audited or unaudited	Unaudited	Unaudited	Unaudited	Unaudited	Unaudited	Audited
Nature of report standalone or consolidated	Standalone	Standalone	Standalone	Standalone	Standalone	Standalone
Profit or loss, attributable to						
Profit or loss, attributable to owners of parent	0.000	0.000	0.000	0.000	0.000	0.000
Profit or loss, attributable to non-controlling interests	0.000	0.000	0.000	0.000	0.000	0.000
Total Comprehensive income for the period attributable to						
Total comprehensive income for the period attributable to owners of parent	0.000	0.000	0.000	0.000	0.000	0.000
Total comprehensive income for the period attributable to owners of parent non-controlling interests	0.000	0.000	0.000	0.000	0.000	0.000
Details of equity share capital						
Paid-up equity share capital	360.440	360.440	360.440	360.440	360.440	360.440
Face value of equity share capital	10.000	10.000	10.000	10.000	10.000	10.000
Details of debt securities						
Paid-up debt capital	0.000	0.000	0.000	0.000	0.000	0.000
Face value of debt securities	0.000	0.000	0.000	0.000	0.000	0.000
Reserves excluding revaluation reserve	433.060	433.480	443.140	433.060	443.140	433.480
Debenture redemption reserve	0.000	0.000	0.000	0.000	0.000	0.000
Earnings per share						
Earnings per equity share for continuing operations						
Basic earnings (loss) per share from continuing operations	0.000	0.000	0.000	0.000	0.000	0.000
Diluted earnings (loss) per share from continuing operations	0.000	0.000	0.000	0.000	0.000	0.000
Earnings per equity share for discontinued operations						
Basic earnings (loss) per share from discontinued operations	0.000	0.000	0.000	0.000	0.000	0.000
Diluted earnings (loss) per share from discontinued operations	0.000	0.000	0.000	0.000	0.000	0.000
Earnings per equity share						
Basic earnings (loss) per share from continuing and discontinued operations	0.000	0.000	0.000	0.000	0.000	0.000
Diluted earnings (loss) per share from continuing and discontinued operations	0.000	0.000	0.000	0.000	0.000	0.000
Equity ratio	0.000	0.000	0.000	0.000	0.000	0.000
Debt service coverage ratio	0.000	0.000	0.000	0.000	0.000	0.000
Debt to equity service coverage ratio	0.000	0.000	0.000	0.000	0.000	0.000
Disclosure of notes on financial results	There is No Business Activitis during this quarter					



PROGREX VENTURES LIMITED

Statement of Asset and Liabilities

Particulars		Current year ended (dd- mm-yyyy)	Previous year ended (dd- mm-yyyy)
Date of start of reporting period		01-04-2019	01-04-2018
Date of end of reporting period		30-09-2019	31-03-2019
Whether results are audited or unaudited		Unaudited	Audited
Nature of report standalone or consolidated		Standalone	Standalone
Assets			
1	Non-current assets		
	Property, plant and equipment	1.95	2.30
	Capital work-in-progress	45.47	45.47
	Investment property	0.00	0.00
	Goodwill	0.00	0.00
	Other intangible assets	0.00	0.00
	Intangible assets under development	0.00	0.00
	Biological assets other than bearer plants	0.00	0.00
	Investments accounted for using equity method	0.00	0.00
	Non-current financial assets	47.42	47.77
	Non-current investments	0.00	0.00
	Trade receivables, non-current	0.00	0.00
	Loans, non-current	0.00	0.00
	Other non-current financial assets	0.00	0.00
	Total non-current financial assets	0.00	0.00
	Deferred tax assets (net)	0.00	0.00
	Other non-current assets	0.00	0.00
	Total non-current assets	0.00	0.00
2	Current assets		
	Inventories	0.00	0.00
	Current financial asset		
	Current investments	0.00	0.00
	Trade receivables, current	0.00	0.00
	Cash and cash equivalents	4.65	5.51
	Bank balance other than cash and cash equivalents	0.17	0.12
	Loans, current	855.74	0.00
	Other current financial assets	1.68	857.41
	Total current financial assets	862.24	863.04
	Current tax assets (net)	0.00	0.00
	Other current assets	0.00	0.00
	Total current assets	0.00	0.00
3	Non-current assets classified as held for sale	0.00	0.00
4	Regulatory deferral account debit balances and related deferred tax Assets	0.00	0.00
	Total assets	909.66	910.81




PROGREX VENTURES LIMITED

Statement of Asset and Liabilities

Particulars		Current year ended (dd-mm-yyyy)	Previous year ended (dd-mm-yyyy)
Date of start of reporting period		01-04-2019	01-04-2018
Date of end of reporting period		30-09-2019	31-03-2019
Whether results are audited or unaudited		Unaudited	Audited
Nature of report standalone or consolidated		Standalone	Standalone
Equity and liabilities			
1	Equity		
	Equity attributable to owners of parent		
	Equity share capital	360.44	360.44
	Other equity	433.06	433.49
	Total equity attributable to owners of parent	793.50	793.93
	Non controlling interest	0.00	0.00
	Total equity	793.50	793.93
2	Liabilities		
	Non-current liabilities		
	Non-current financial liabilities		
	Borrowings non current	0.00	0.00
	Trade payables, non-current	0.00	0.00
	Other non-current financial liabilities	0.00	0.00
	Total non-current financial liabilities	0.00	0.00
	Provisions, non-current	0.00	0.00
	Deferred tax liabilities (net)	103.47	103.47
	Deferred government grants, Non-current	0.00	0.00
	Other non-current liabilities	0.00	0.00
	Total non-current liabilities	103.47	103.47
	Current liabilities		
	Current financial liabilities		
	Borrowings, current	0.00	0.00
	Trade payables, current	0.00	0.00
	Other current financial liabilities	0.00	0.00
	Total current financial liabilities	0.00	0.00
	Other current liabilities	3.56	4.27
	Provisions, current	9.13	9.14
	Current tax liabilities (Net)	0.00	0.00
	Deferred government grants, Current	0.00	0.00
	Total current liabilities	12.69	13.41
	Liabilities directly associated with assets in disposal group classified as held for sale	0.00	0.00
	Regulatory deferral account credit balances and related deferred tax liability	0.00	0.00
	Total liabilities	116.16	116.88
	Total equity and liabilities	909.66	910.81
Disclosure of notes on assets and liabilities			

Add Notes



Progressive Extractions & Exports Limited


Annexure-

Part of Financial Results for the Quarter ended on 30.09.2019

Reconciliation on Standalone Financial Result to those reported under previous GAAP (Generally Accepted Accounting Principles) in summaries as follows :-

#	Particulars	Rs. In Lakhs	
		For Sept.19	Upto Sept. 19
A	Profit after TaxAs Reported in Financial results for the Quarter ended on 30.09.2019	-0.42	-0.44
B	Adjustments on account of :		
1	Reversal of Depreciation on leasehold land being operating lease	0	0
2	Recognition of amortization of leasehold land being operating lease, in other expense	0	0
3	Measurement of financial assets and liabilities at amortised cost	0	0
4	Reversal of amortization of Goodwill	0	0
5	Recognition of loss allowance for expected credit losses on financial assets measured at amortised cost	0	0
6	Recognition of foreign exchange fluctuation as MTM of forward contracts	0	0
7	Reversal of Revenue on compliance with Ind-AS	0	0
8	Reversal of Cost of Services on compliance of Ind-AS	0	0
9	Deferred tax impact on above Ind-AS adjustments	0	0
C	Profit after TaxAs Reported under Ind-AS ended on 30.09.2019	-0.42	0.44

For PROGEX VENTURES LIMITED



Authorised Signatory


Progressive Extractions & Exports Limited

Annexure-A

Reconciliation of Equity for the Quarter/Year ended on 30.09.2019

S.No	Particulars	Rs.in Lacs	
		For the Quarter ended on 30.09.19	For the Year ended on 30.09.19
1	Equity as previous reported under IGAPP	360.44	360.44
2	Effect of change in revaluation of asset	0.00	0.00
3	Effect of reimbursement of the net defined benefit liability/asset, net of taxes	0.00	0.00
4	TOTAL	360.44	360.44

For PROGEX VENTURES LIMITED


Authorised Signatory

Annexure to Clause 33

Format for the limited review report for companies

We have reviewed the accompanying statement of unaudited financial results of PROGREX VENTUREX LIMITED for the period ended 30th September, 2019 this statement is the responsibility of the Company's Management and has been approved by the Board of Directors.

A review of interim financial information consists principally of applying analytical procedures for financial data and making inquiries of persons responsible for financial and accounting matters. It is substantially less in scope than an audit conducted in accordance with the generally accepted auditing standards, the objective of which is the expression of an opinion regarding the financial statements taken as a whole. Accordingly, we do not express such an opinion.

Based on our review conducted as above, nothing has come to our notice that causes us to believe that the accompanying statement of un audited financial results prepared in accordance with accounting standards and other recognised accounting practices and policies has not disclosed the information required to be disclosed in terms of Clause of the Listing Agreement including the manner in which it is to be disclosed, or that it contains any material misstatement.

For PROGREX VENTUREX LIMITED



Director

Dted: 10.11.2019



PROGREX VENTURES LIMITED

(Formerly Known as PROGRESSIVE EXTRACTIONS & EXPORTS LIMITED)
CASH FLOW STATEMENT FOR THE YEAR ENDED 30TH SEPTEMBER, 2019

PARTICULARS		For the Year Ended on 30.09.2019		For the Year Ended on 31.03.2019
A CASH FLOW FROM OPERATING ACTIVITIES :				
Net Profit before tax		(0.44)		(8.96)
Add :				
Depreciation	0.35		1.11	
Interest & Financial Charges	-		-	
Prior Period Adjustment	-		-	
Provision for Expenses	-		-	
Loss on sale of Assets	-		-	
Miscellaneous & Deferred Revenue Expenditure w/off	-	0.35		1.11
Operating Profit before working capital changes		(0.09)		(7.85)
Less :				
Interest received	-		-	
Profit on sale of assets	-		-	
Gratuity/Leave Encashment/Provision paid		-		-
		(0.09)		(7.85)
Adjustment for -				
Trade and other receivables	-		-	
Inventories				
Trade payable	(0.71)	(0.71)		-
Cash generated from operations		(0.80)		(7.85)
Income tax paid	-	-		-
Cash Flow before prior period items	-	(0.80)		(7.85)
Prior year adjustment				
Net cash from/(used) in operating activities (A)		(0.80)		(7.85)
B CASH FLOW FROM INVESTING ACTIVITIES:				
Purchase of Fixed Assets	-		-	
Capital Advance received back	-		-	
Consideration received on sale of assets	-		-	
Share Application Money Given	-		-	
Advances / Inter-corporate Deposit	-		-	
Interest on inter-corporate deposits and capital advances	-	-		6.58
Net cash from/(used) in investing activities (B)		-		6.58
C CASH FLOW FROM FINANCING ACTIVITIES :				
Increase/(Decrease) in long term borrowings	-			
Dividend paid	-		-	
Interest paid	-		-	
Increase/(decrease) in unsecured loan		-		-
Net Cash from/(used) in Financing Activities (C)		-		-
Net increase in cash equivalents (A+B+C)		(0.80)		(1.27)
Cash & Cash Equivalents (Opening Balance)		5.62		6.89
Cash & Cash equivalents as at (Closing Balance)		4.82		5.62

FOR: PROGREX VENTURES LIMITED

Director

Dated: 10th November, 2019

