

To, प्रबंधक/The Manager बीएसई लिमिटेड/BSE Limited, फीरोज जीजीभोय टावर्स/ Phiroj Jeejeebhoy Towers, दलाल स्ट्रीट/Dalal Street, मुम्बई/MUMBAI- 400 001 स्क्रिप कोड/Scrp Code: 532234	To, प्रबंधक/The Manager अनुसूचन विभाग/Listing Department नेशनल स्टॉक एक्सचेंज ऑफ इंडिया लि., National Stock Exchange of India Ltd., एक्सचेंज प्लाजा, बांद्रा-कुर्ला कम्प्लेक्स, Exchange Plaza, Bandra-Kurla Complex, बांद्रा ईस्ट/Bandra East, मुम्बई/MUMBAI-400 051 प्रतीक/Symbol: NATIONALUM
--	---

विषय: प्रस्तुति - 11.02.2025 को आयोजित होने वाली आय सम्मेलन कॉल।।
Sub: Presentation - Earnings Conference Call to be held on 11.02.2025.

श्रीमान/Dear Sir,

In continuation to our letter dated 06.02.2025 and pursuant to Regulation 30 of SEBI (LODR) Regulations, 2015, enclosed please find a **copy of presentation** proposed to be made during the **Earnings Conference Call** scheduled to be held today i.e. **Tuesday, the 11th February, 2025 at 1130 hours** for discussions on Company's business and outlook post declaration of Unaudited Financial Results for 3rd Quarter & Nine months ended 31st December, 2024.

Please note that, neither any Unpublished Price Sensitive Information (UPS) is covered in the enclosed presentation nor will be discussed during the aforesaid Earnings Conference Call.

This is for your information and record.

धन्यवाद/Thanking you.

भवदीय/Yours faithfully,
कृते नेशनल एल्यूमिनियम कंपनी लिमिटेड
For National Aluminium Co. Ltd.

(बी. के. साहू)/(B. K. Sahu)
कंपनी सचिव और अनुपालन अधिकारी /
Company Secretary & Compliance Officer
ACS: 9953

Encl.: As above/संलग्न

नेशनल एल्यूमिनियम कम्पनी लिमिटेड
(भारत सरकार का उद्यम)
निगम कार्यालय
नालको भवन, नयापल्ली, भुवनेश्वर - 751 013 भारत

National Aluminium Company Limited
(A Government of India Enterprise)
REGD. & CORPORATE OFFICE
Nalco Bhawan, Nayapalli, Bhubaneswar-751013, India

CIN # L27203OR1981GOI000920

Tel.:0674-2301988-999, Ext.:2265, 2266, 2267, 2585, 2587, E-mail:company_secretary@nalcoindia.co.in,Website:www.nalcoindia.com

Earnings Conference Call

Q3 FY 2024-25

11th February 2025



The information in this document is being provided by the Company and is subject to change without notice. The Company relies on information obtained from sources believed to be reliable but does not guarantee its accuracy or completeness.

This document contains statements about future events and expectations that are forward-looking statements. These statements typically contain words such as "expects" and "anticipates" and words of similar import. Any statement in this document that is not a statement of historical fact is a forward-looking statement that involves known and unknown risks, uncertainties and other factors which may cause our actual results, performance or achievements to be materially different from any future results, performance or achievements expressed or implied by such forward-looking statements. None of the future projections, expectations, estimates or prospects in this document should be taken as forecasts or promises nor should they be taken as implying any indication, assurance or guarantee that the assumptions on which such future projections, expectations, estimates or prospects have been prepared are correct or exhaustive or, in the case of the assumptions, fully stated in the document. The Company assumes no obligations to update the forward looking statements contained herein to reflect actual results, changes in assumptions or changes in factors affecting these statements.

Important factors that could make a difference to the Company's operations include, among others, economic conditions affecting demand/supply and price conditions in the domestic and overseas markets in which the Company operates, changes in or due to the environment, Government regulations, laws, statutes, judicial pronouncements and/or other incidental factors.

Company at a Glance

Physical Performance

Financial Highlights

Industry Outlook

Business Highlights

Responsible & Resilient

Company at a Glance

Navratna CPSE. Govt of India Holding 51.28% as on 30.09.2024.

Integrated Bauxite-Alumina-Aluminium-Power-Coal Complex.

Global leader in producing bauxite and alumina at the lowest cost.

Bauxite

6.825 mtpa

Refinery

2.1 mtpa

Alumina Hydrate
Special Hydrates
Calcines Alumina

Smelter

0.46 mtpa

Standard Ingots
T Ingots
Billets
Wire Rods
Rolled Products

CPP

1200 MW

Coal

4.0 mtpa

Port Facilities

Dedicated Facilities for Storage of Alumina, Caustic Soda, Ship Loading

Wind Power

198 MW



Physical Performance

Production	Q3 / 24-25	Q2 / 24-25	Q3 / 23-24	9M FY24-25	9M FY23-24	FY23-24
Bauxite	2018	1574	1975	5359	5222	7527
Alumina	552	511	517	1491	1506	2124
Metal	115	115	116	342	345	463
Thermal Power	1714	1597	1614	4896	4670	6386

All figures in '000T except Power in MU

Sales	Q3 / 24-25	Q2 / 24-25	Q3 / 23-24	9M FY24-25	9M FY23-24	FY23-24
Alumina – Export	366	274	330	730	751	1111
Alumina – Domestic	8.57	10.7	13.4	29.1	42.6	56.7
Metal – Export	0	3.06	13.2	6.1	38.96	51.2
Metal - Domestic	106	118	101	328	310	419

All figures in '000T

Financial Highlights

Particulars	Q3 / 24-25	Q2 / 24-25	Q3 / 23-24	9M / FY24-25	9M / FY23-24	FY23-24
Net Sales	4,615	3,973	3,330	11,434	9,506	13,070
Other Op Income	47	28	18	86	64	79
Other Non-Op Income	99	72	50	231	167	251
Total Income	4,761	4,073	3,398	11,751	9,737	13,400
Operating Expenses	2,335	2,452	2,574	6,709	7,805	10,276
EBIDTA (Excl. Exceptional Income)	2,427	1,621	824	5,042	1,932	3,124
Depreciation	286	180	154	640	510	750
Finance Cost	19	4	2	27	8	17
Exceptional Income / (Expense)	-	-	-	-	-	-427
PBT	2,122	1,437	668	4,375	1,414	2,784
PAT	1,583	1,062	488	3,246	1,044	2,060

**Highest ever Revenue
from Operations**

1

Highest ever PAT

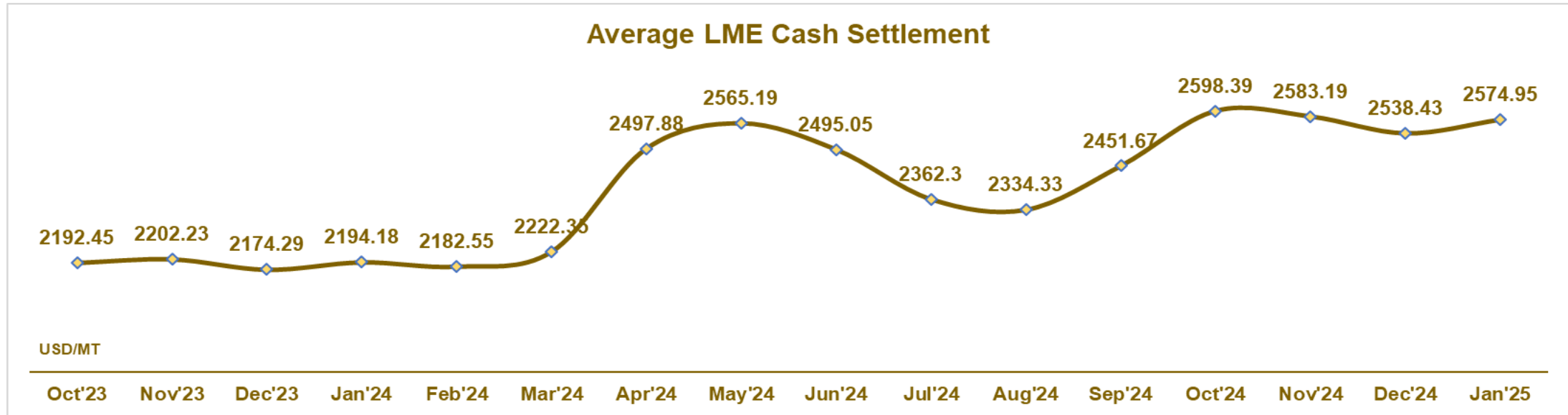
2

**Highest EBIDTA
Margin**

3

**Highest ever
Dividend**

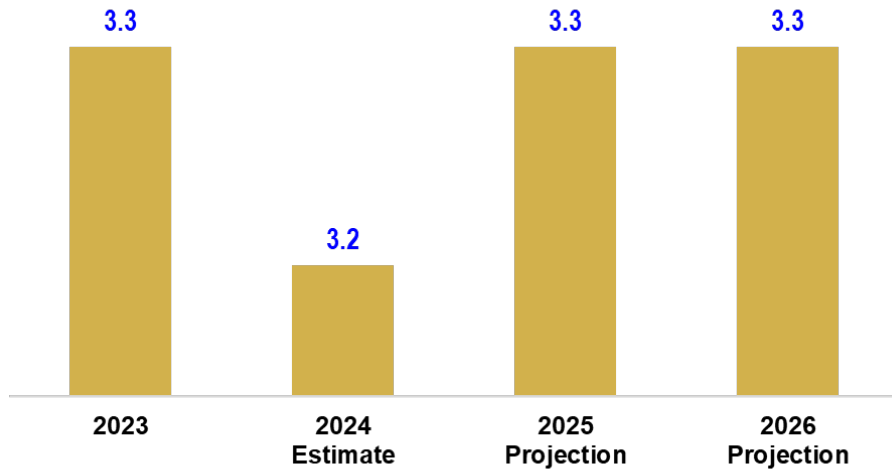
4



LME Aluminium prices are expected to be impacted by:

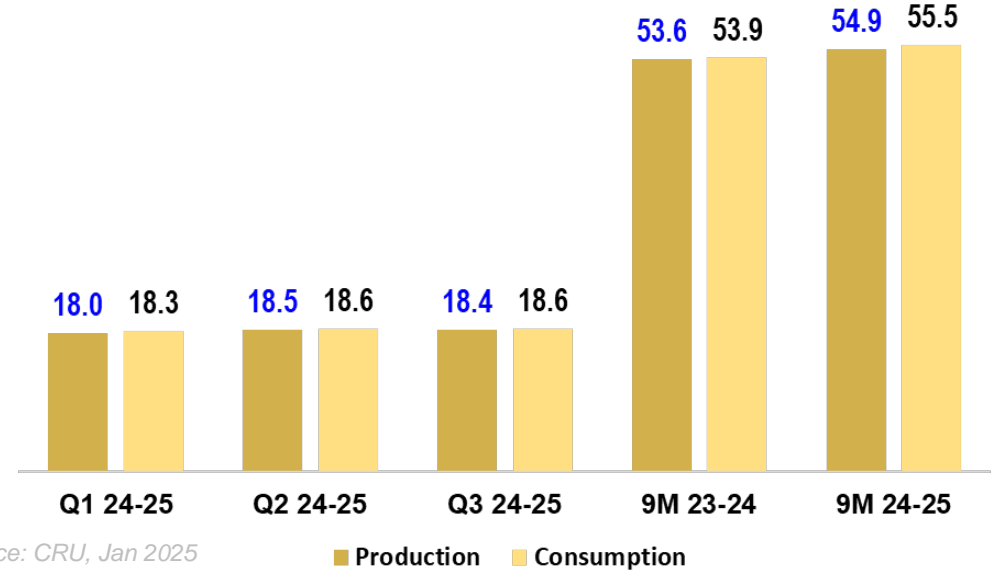
- a) The threat of trade action on tariffs
- b) Continued World manufacturing contraction into Q1 2025,
- c) US interest rate cuts,
- d) Anticipated surplus in World's Primary Aluminum market in 2025,
- e) Correction in alumina prices,
- f) China's economic slow down & issues with housing oversupply, industry overcapacity, & high debt levels.

Global GDP outlook



Source: IMF WEO, Jan 2025 ■ World Output (%)

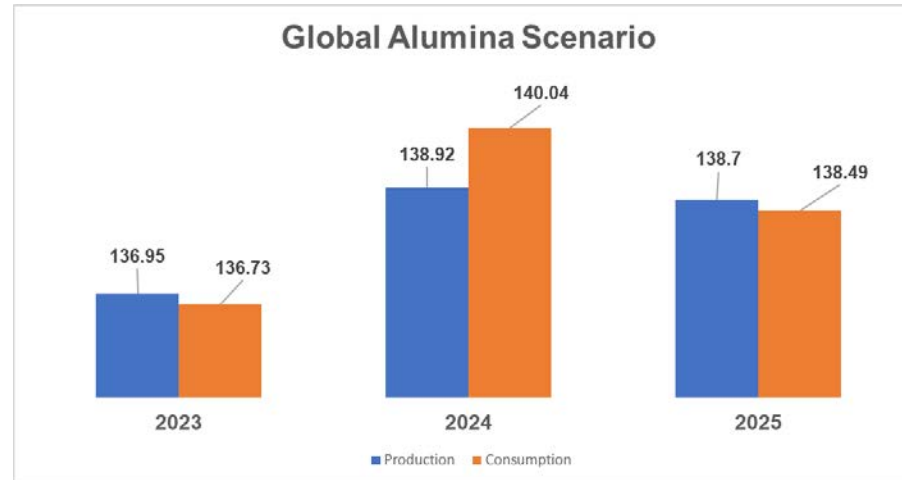
Global Aluminium Scenario



Source: CRU, Jan 2025

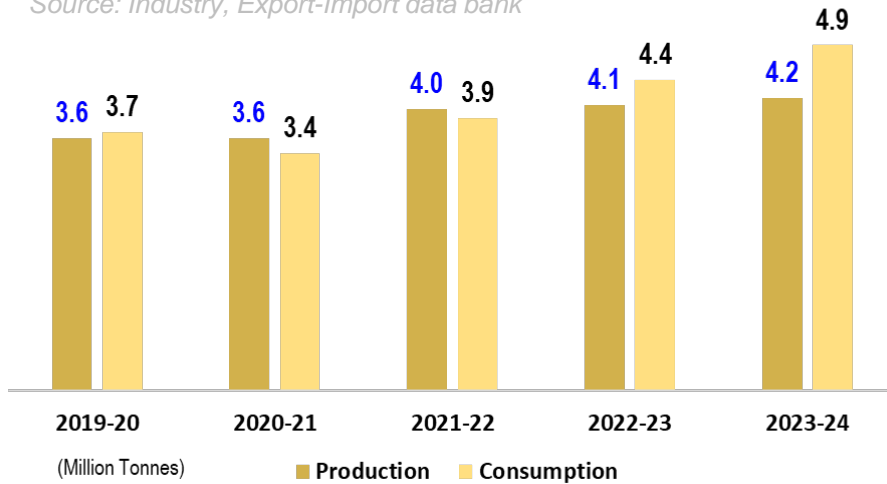
■ Production ■ Consumption

Global Alumina Scenario



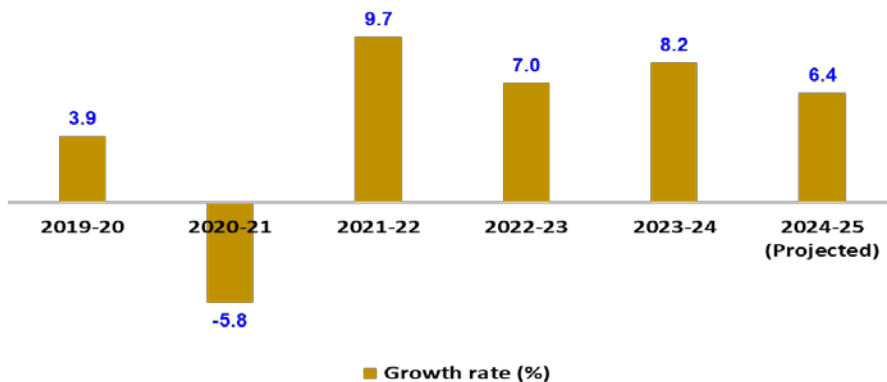
India Aluminium scenario

Source: Industry, Export-Import data bank



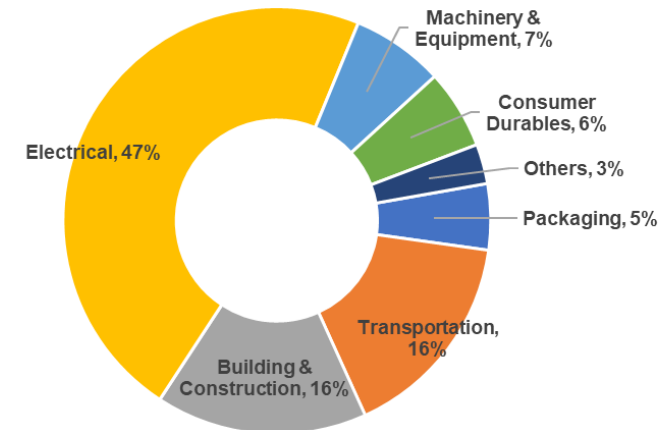
India's Aluminium consumption is growing at CAGR of 8% in last 5 years.

India GDP trend



Source: Ministry of Statistics & Programme Implementation

Where is Aluminium Being Used?



AICircle Estimates

By 2030 Demand, in India, is estimated to be 8.3 million tonnes. Up from 4.2 million tonnes in 2023.

Integrated Operations, Located Strategically

Zero debt leverage gives strength to balance sheet to fund smelter & power expansion plans

Raw Material Securitization – Caustic Soda & Coal

Expanded Refinery capacity to protect bottom line in case of LME downswing.

Smelter capacity addition to give scope for extrusions and other value added products.


Bauxite Mines



Expansion:
Pottangi Bauxite mines: (111 million tonne reserve)

Capacity: 3.5 MTPA
Expected in FY25-26

Alumina Refinery



Expansion:
5th Stream Alumina Refinery

Capacity: 1 MTPA
Expected in FY25-26

Aluminium Smelter



Expansion:
Aluminium Smelter

Capacity: 0.5 MTPA
Expected in FY29-30

Captive Power Plant



Power requirement:
Capacity: 1,200 MW

Expected in FY29-30



Minimising environmental harm & Implementing effective risk management strategies.

Key initiatives & Focus:

Afforestation,
Waste Utilisation & Waste Reduction,
Advanced pollution control technologies.
Water Pollution Management,
Biodiversity Protection to minimize environmental impact.
Efficient Fuel Handling



- ❑ 98% Blast Free Mining.
- ❑ 1,50,717 trees planted in FY23-24. Up 14.3%.
- ❑ Appx 14.3 Ha mined out areas rehabilitated with plantation.
- ❑ Biodiversity Conservation Policy for Bauxite Mine.
- ❑ Fog Cannons & Auto Sprinklers to suppress dust.
- ❑ Water positive Bauxite Mine.
- ❑ 100.70% ash utilisation in FY23-24.
- ❑ 15,084 trees planted
- ❑ Red Mud Cake filtration and dry stacking system initiated.
- ❑ 198MW Wind Power (313MU generated in 23-24). 25MW in Pipeline
- ❑ 850 kwp Roof Top Solar. 7MW Planned.

E

Strategic CSR Projects are taken up by NALCO. Its CSR arm NALCO Foundation takes up all other projects.

Indradhanush

Our sponsorship program, provides quality education to underprivileged children in the Maoist-infested Damanjodi sector, enabling them to attend reputed residential schools.



Mobile Health Unit

08 Mobile Health Units deliver services in and around **250 peripheral villages** benefitting over **1,00,000 patients** annually.



NALCO ki Laadli

Aligned with the "Beti Bachao, Beti Padhao" mission of Govt we support **280** meritorious girl students from BPL families in Angul and Damanjodi sectors.



Social Projects

Construction & Repair of Roads, Drainages.
Development of School Infrastructure.
Drinking Water Projects..



S



10 Board Level Committees for ESG Governance.

15 Core Policies & Guidelines for ESG Governance.

Excellent Rating in Q3 24-25 self-appraisal reports to the DPE to assess adherence to ESG guidelines

Fair treatment of investors, dividend policies, and reporting transparency

Regular Risk Assessments & Evaluations to Manage Risk.





Thank You