



LAKSHMI MACHINE WORKS LIMITED

Our Ref: Sec/270/2021
Date : 27.10.2021

BSE Limited
Listing Department
Phiroze Jeejeebhoy Towers
Dalal Street, Mumbai - 400 001

National Stock Exchange of India Limited
Listing Department
Exchange Plaza, C-1, Block-G,
Bandra Kurla Complex Bandra(E)
Mumbai - 400 051.

Dear Sirs,

Sub: Compliance of SEBI (Listing Obligations and Disclosure Requirements)
Regulations, 2015.

In terms of Regulation 30 of SEBI (Listing Obligations and Disclosure Requirements) Regulations, 2015, we enclose herewith the un-audited Financial Results (standalone and consolidated) including segment wise results of the Company for the quarter and half-year ended 30th September 2021. The results were reviewed by the Audit Committee of the Board of Directors and approved by the Board of Directors at their respective Meetings held today the 27th October, 2021. Arrangements have been made to publish these results in daily newspapers Business Line (English) and Dina Malar (Tamil) respectively, on 28th October, 2021.

Statutory Auditors of the Company have carried out a Limited Review of the said results and a copy of the limited review report issued by them is also enclosed.

The Meeting of the Board of Directors commenced at 11.00 AM and concluded at 12.30 PM.

Thanking you,

Yours faithfully,

For LAKSHMI MACHINE WORKS LIMITED

C R SHIVKUMARAN
COMPANY SECRETARY

cc : BSE Limited
Corporate Relationship Department
1st Floor, New Trading Ring
Rotunda Building, P.J.Towers,
Dalal Street, Mumbai - 400 001.



LAKSHMI MACHINE WORKS LIMITED

CEO & CFO CERTIFICATE

To
The Board of Directors
Lakshmi Machine Works Limited
Coimbatore

CERTIFICATE OF CORRECTNESS OF FINANCIAL RESULTS

As per the first proviso to Regulation-33(2)(a) of SEBI (Listing Obligations and Disclosure Requirements) Regulations, 2015, we hereby certify that the financial results of the Company for the quarter ended 30th September 2021 placed before the meeting do not contain any false or misleading statements or figures and do not omit any material fact which may make the statements or figures contained therein misleading.

V Senthil
Chief Financial Officer

Sanjay Jayavarthanavelu
Chairman and Managing Director

S. KRISHNAMOORTHY & CO.

Chartered Accountants

'Kanapathy Towers' III Floor
No. 1391/A-1, Sathy Road
Ganapathy, Coimbatore 641 006
Phone : 0422 4039900
E-mail : skmcoca@skmcoca.com

PARTNERS

K.N. SREEDHARAN F.C.A.

K. RAGHU F.C.A., A.C.S

B. KRISHNAMOORTHY F.C.A.

V. INDIRA F.C.A.

Independent Auditor's Review Report on the Quarterly Unaudited Standalone Financial Results of the Company Pursuant to the Regulation 33 of the SEBI (Listing Obligations and Disclosure Requirements) Regulations, 2015, as amended

Review report to
The Board of Directors
Lakshmi Machine Works Limited

1. We have reviewed the accompanying statement of unaudited standalone financial results of Lakshmi Machine Works Limited ("the Company") for the quarter ended September 30, 2021 and year to date from April 01, 2021 to September 30, 2021 ("the Statement") attached herewith being submitted by the Company pursuant to the requirements of Regulation 33 of the SEBI (Listing Obligations and Disclosure Requirements) Regulations, 2015, as amended ("the Listing Regulations").
2. This statement is the responsibility of the Company's Management and has been approved by the Board of Directors and prepared in accordance with recognition and measurement principles laid down Indian Accounting Standard 34 (Ind AS 34) "Interim Financial Reporting" prescribed under section 133 of the Companies Act, 2013 as amended. Our responsibility is to issue a report on these financial statements based on our review.
3. We conducted our review of the Statement in accordance with the Standard on Review Engagements (SRE) 2410 "Review of Interim Financial Information Performed by the Independent Auditor of the Entity", issued by the Institute of Chartered Accountants of India. This standard requires that we plan and perform the review to obtain moderate assurance as to whether the financial statements are free of material misstatement. A review is limited primarily to inquiries of company personnel and analytical procedures applied to financial data and thus provides less assurance than an audit. A review is substantially less in scope than an audit conducted in accordance with Standards on Auditing and consequently does not enable us to obtain assurance that we would become aware of all significant matters that might be identified in an audit. We have not performed an audit and accordingly, we do not express an audit opinion.
4. Based on our review conducted as above, nothing has come to our attention that causes us to believe that the accompanying statement of unaudited financial results prepared in accordance with the aforesaid Indian Accounting Standard (Ind AS) specified under Section 133 of the Companies Act, 2013 as amended read with relevant rules issued thereunder and other accounting principles generally accepted in India has not disclosed the information required to be disclosed in terms of the Listing Regulations, including the manner in which it is to be disclosed, or that it contains any material misstatement.

For S. KRISHNAMOORTHY & CO.
Chartered Accountants


K. RAGHU
Membership No. 11178
Partner

CHARTERED ACCOUNTANTS

UDIN : 21011178 AAAAHX4755

Place : Coimbatore

Date : 27-Oct-2021

LAKSHMI MACHINE WORKS LIMITED

Regd. Office: SRK Vidyalaya Post, Perianaickenpalayam, Coimbatore-641020


Phone : 0422- 7192255; website : www.lmwglobal.com ; E Mail : secretarial@lmw.co.in

CIN: L29269TZ1962PLC000463

(₹ In lakhs except EPS)

Statement of Standalone Unaudited financial results for the Quarter and period ended 30th Sept, 2021


		QUARTER ENDED			PERIOD ENDED		YEAR ENDED
		30.09.2021	30.06.2021	30.09.2020	30.09.2021	30.09.2020	31.03.2021
		(Unaudited)			(Unaudited)		(Audited)
I	Revenue from operations	79,241.71	43,603.76	37,929.43	1,22,845.47	54,981.69	1,68,965.03
II	Other Income	1,552.00	1,908.49	1,549.30	3,460.49	3,418.54	7,920.11
	Total Income from operations	80,793.71	45,512.25	39,478.73	1,26,305.96	58,400.23	1,76,885.14
III	Expenses						
	a. Cost of Material Consumed	51,368.30	28,152.70	22,684.26	79,521.00	30,519.07	1,04,120.85
	b. Purchase of Stock-in-trade	-	-	-	-	-	-
	c. Changes in inventories of finished goods, work-in-progress and stock -in-trade	(489.03)	(1,262.86)	234.37	(1,751.89)	2,470.68	(477.14)
	d. Employee benefits expense	7,622.46	6,398.06	4,957.40	14,020.52	9,285.30	22,983.65
	e. Finance Costs	1.36	-	1.44	1.36	1.47	8.10
	f. Depreciation and Amortisation expense	1,380.21	1,337.95	1,290.84	2,718.16	2,560.50	5,155.89
	g. Other Expenses	14,001.24	9,753.84	8,684.69	23,755.08	14,002.70	35,462.68
	Total Expenses	73,884.54	44,379.69	37,853.00	1,18,264.23	58,839.72	1,67,254.03
IV	Profit before exceptional items and tax	6,909.17	1,132.56	1,625.73	8,041.73	(439.49)	9,631.11
V	Exceptional Items	-	1,716.98	667.98	1,716.98	900.55	2,211.54
VI	Profit from Ordinary activities before tax	6,909.17	(584.42)	957.75	6,324.75	(1,340.04)	7,419.57
VII	Tax Expense	2,227.98	339.77	164.96	2,567.75	(215.53)	2,673.56
VIII	Net Profit from Ordinary activities after tax	4,681.19	(924.19)	792.79	3,757.00	(1,124.51)	4,746.01
IX	Other Comprehensive Income / (Loss) (After Tax)						
	a. Items that will not be reclassified to profit or loss	177.51	(644.09)	1,058.39	(466.58)	1,944.84	8,716.65
	b. Items that will be reclassified to profit or loss	-	-	-	-	-	-
X	Total Comprehensive Income for the period (Comprising Profit for the period) (after tax) and Other Comprehensive Income (after tax)	4,858.70	(1,568.28)	1,851.18	3,290.42	820.33	13,462.66
X1	Paid-up Equity Share Capital (Face Value ₹ 10/- each)	1,068.30	1,068.30	1,068.30	1,068.30	1,068.30	1,068.30
X11	Reserves Excluding Revaluation Reserves as per Balance Sheet of previous accounting year						1,76,957.50
X111	Earnings Per Share (EPS)(of ₹ 10 each)						
	- Basic	43.82	(8.65)	7.42	35.17	(10.53)	44.43
	- Diluted	43.82	(8.65)	7.42	35.17	(10.53)	44.43





LAKSHMI MACHINE WORKS LIMITED

Standalone Segment Wise Revenue, Results and Capital employed for the quarter and period ended 30th Sept, 2021

SL.NO	PARTICULARS	₹ In lakhs					
		QUARTER ENDED			PERIOD ENDED		YEAR ENDED
		30.09.2021	30.06.2021	30.09.2020	30.09.2021	30.09.2020	31.03.2021
		(Unaudited)			(Unaudited)		(Audited)
1	Segment Revenue						
	a)Textile Machinery Division	59,496.04	30,740.73	27,288.12	90,236.77	41,068.33	1,18,655.53
	b) Machine Tool & Foundry Division	21,257.24	13,504.19	10,688.30	34,761.43	13,859.88	52,691.71
	c) Advanced Technology Centre	920.85	814.22	905.48	1,735.07	1,498.40	2,888.05
	Total	81,674.13	45,059.14	38,881.90	1,26,733.27	56,426.61	1,74,235.29
	Less : Inter-segment revenue	2,101.97	1,189.76	695.59	3,291.73	1,086.25	4,133.18
	Net Sales/Income from Operations	79,572.16	43,869.38	38,186.31	1,23,441.54	55,340.36	1,70,102.11
2	Segment Results						
	(Profit before Interest & tax)						
	a)Textile Machinery Division	3,684.53	(1,129.95)	(571.09)	2,554.58	(1,764.29)	1,685.17
	b) Machine Tool & Foundry Division	2,358.95	851.54	534.89	3,210.49	(774.07)	3,637.43
	c) Advanced Technology Centre	(639.03)	(648.86)	(641.18)	(1,287.89)	(1,220.09)	(2,586.97)
	Total	5,404.45	(927.27)	(677.38)	4,477.18	(3,758.45)	2,735.63
	Add : Other un-allocable income net of Unallocable expenditure	1,504.72	342.85	1,635.13	1,847.57	2,418.41	4,683.94
	Total Profit Before Tax	6,909.17	(584.42)	957.75	6,324.75	(1,340.04)	7,419.57
3	Segment Assets						
	a)Textile Machinery Division	1,63,862.66	1,51,000.90	1,28,072.90	1,63,862.66	1,28,072.90	1,42,993.13
	b) Machine Tool & Foundry Division	88,311.58	86,816.09	66,631.15	88,311.58	66,631.15	86,080.27
	c) Advanced Technology Centre	3,544.79	2,501.01	2,795.52	3,544.79	2,795.52	2,449.19
	d) Unallocated	46,852.58	43,844.38	29,905.37	46,852.58	29,905.37	42,701.47
	Total	3,02,571.61	2,84,162.38	2,27,404.94	3,02,571.61	2,27,404.94	2,74,224.06
4	Segment Liabilities						
	a)Textile Machinery Division	1,01,348.97	84,097.13	50,474.10	1,01,348.97	50,474.10	73,724.55
	b) Machine Tool & Foundry Division	17,000.18	19,749.73	9,087.38	17,000.18	9,087.38	19,218.11
	c) Advanced Technology Centre	856.97	993.55	1,092.93	856.97	1,092.93	742.77
	d) Unallocated	3,117.57	2,524.67	1,356.85	3,117.57	1,356.85	2,512.83
	Total	1,22,323.69	1,07,365.08	62,011.26	1,22,323.69	62,011.26	96,198.26



LAKSHMI MACHINE WORKS LIMITED		
Standalone Balance Sheet as at 30th Sept, 2021		
	Rs. Lakhs	
	Standalone	
Particulars	As at 30.09.2021	As at 31.03.2021
	Unaudited	Audited
ASSETS		
Non-current assets		
Property, Plant and Equipment	64,794.54	64,484.21
Capital work-in-progress	339.77	1,051.70
Other Intangible assets	1,348.17	1,381.82
Financial Assets		
(i) Investments		
a) Investments in subsidiaries	6,763.67	6,513.67
b) Other investments	14,296.34	13,504.23
Other financial assets	27,554.92	26,843.15
Deferred tax assets (net)	-	-
Other non-current assets	-	-
Total Non - Current Assets	1,15,097.41	1,13,778.78
Current assets		
Inventories	42,540.03	32,428.43
Financial Assets		
(i) Investments	16,912.88	15,072.34
(ii) Trade receivables	23,585.33	18,494.40
(iii) Cash and cash equivalents	3,596.64	3,274.26
(iv) Bank balances other than (ii) above	79,308.53	72,989.10
(v) Other financial assets	3,003.38	3,219.22
Current Tax Assets (Net)	8,879.70	7,611.25
Other current assets	9,647.71	7,356.28
Total Current Assets	1,87,474.20	1,60,445.28
Total Assets	3,02,571.61	2,74,224.06
EQUITY AND LIABILITIES		
Equity		
Equity Share capital	1,068.30	1,068.30
Other Equity	1,79,179.62	1,76,957.50
Equity attributable to owners of the Company	1,80,247.92	1,78,025.80
Total equity	1,80,247.92	1,78,025.80
LIABILITIES		
Non-current liabilities		
Deferred tax liabilities (Net)	2,976.49	2,419.17
Other non-current liabilities	20,975.12	13,479.66
Total Non - Current Liabilities	23,951.61	15,898.83
Current liabilities		
Financial Liabilities		
(i) Trade payables		
Due to Micro, Small and Medium Enterprises	1,998.57	1,087.82
Due to Others	41,863.38	42,269.73
(ii) Other financial liabilities	9,157.68	7,895.39
Provisions	2,383.30	1,239.36
Other current liabilities	42,969.15	27,807.13
Total Current Liabilities	98,372.08	80,299.43
Total Liabilities	1,22,323.69	96,198.26
Total Equity and Liabilities	3,02,571.61	2,74,224.06




LAKSHMI MACHINE WORKS LIMITED

Standalone Cash Flow Statement for the period ended 30th Sept, 2021

(All amounts in INR lakhs, unless otherwise stated)

PARTICULARS	Period ended 30th Sept, 2021		Period ended 30th Sept, 2020	
A. CASH FLOW FROM OPERATING ACTIVITIES				
Profit after exceptional items but before tax (VRS Expenses of ₹ 1716.98 Lakhs (Previous period ₹ 900.55 Lakhs))		6,324.75		(1,340.04)
Adjustments for :				
Depreciation and amortisation expense	2,718.16		2,560.50	
Finance costs	1.36		1.47	
Profit on sale of assets	(21.45)		(249.63)	
Loss on sale of assets	-		0.31	
Interest income	(2,366.03)		(2,634.71)	
Dividend income	(12.04)		(6.94)	
Income from Mutual funds designated at FVTPL	(462.31)		(372.90)	
Unrealised Loss / (Gain) on Foreign Currency Cash and cash equivalents	(2.56)	(144.87)	(0.62)	(702.52)
Operating Profit before working capital changes		6,179.88		(2,042.56)
Adjustments for (increase) / decrease in operating assets				
Trade receivables	(5,090.93)		2,029.14	
Inventories	(10,111.60)		7,023.62	
Other financial assets-Non Current	(711.77)		307.51	
Other financial assets- Current	(286.20)		3,639.37	
Other Current assets	(2,293.99)		1,779.01	
Adjustments for increase / (decrease) in operating liabilities				
Trade payables	504.40		(8,242.68)	
Other non current liabilities	7,495.46		529.09	
Current provisions	1,143.94		94.32	
Other financial liabilities	1,262.29		2,741.65	
Other current liabilities	15,162.02	7,073.62	(1,444.13)	8,456.90
Cash used in/ generated from operations		13,253.50		6,414.34
Taxes paid		(3,411.45)		(304.38)
Net Cash used in/generated from operations	[A]	9,842.05		6,109.96
B. CASH FLOW FROM INVESTING ACTIVITIES				
Purchase of Fixed assets / Capital Work In Progress		(2,293.71)		(1,066.69)
Proceeds from sale of Fixed Assets		32.25		418.20
Interest received		2,868.07		2,634.71
Dividend received		12.04		6.94
Investment in wholly owned subsidiary company [LMWASIL]		(250.00)		-
Investment in Mutual Funds / Debentures (net)		(2,501.79)		(1,926.91)
(Increase)/ Decrease in Bank balances not considered as cash and cash equivalent		(6,319.43)		(2,500.66)
Net cash used in investing activities	[B]	(8,452.57)		(2,434.41)





LAKSHMI MACHINE WORKS LIMITED

Standalone Cash Flow Statement for the period ended 30th Sept, 2021

(All amounts in INR lakhs, unless otherwise stated)

PARTICULARS	Period ended 30th Sept, 2021	Period ended 30th Sept, 2020
C. CASHFLOW FROM FINANCING ACTIVITIES		
Dividends paid	(1,068.30)	(1,068.30)
Corporate dividend taxes paid	-	-
Transfer of Unpaid Dividends to IEPP	-	-
Finance cost	(1.36)	(1.47)
Net cash used in financing activities	[C] (1,069.66)	(1,069.77)
	319.82	2,605.78
Cash and cash equivalents at beginning of the period - D	3,274.26	3,147.40
Cash and cash equivalents at end of the period - E	3,594.08	5,753.18
Net increase / (decrease) in cash and cash equivalents (E-D)	319.82	2,605.78
Cash & Cash equivalents as per Balance Sheet	3,596.64	5,753.80
Unrealised Loss / (Gain) on Foreign Currency Cash and cash equivalents	(2.56)	(0.62)
Cash and Cash equivalents as per Cash flow Statement	3,594.08	5,753.18



PARTNERS

K.N. SREEDHARAN F.C.A.

K. RAGHU F.C.A., A.C.S

B. KRISHNAMOORTHY F.C.A.

V. INDIRA F.C.A.

Independent Auditor's Review Report on the Consolidated Quarterly Unaudited Financial Results of the Company Pursuant to the Regulation 33 of the SEBI (Listing Obligations and Disclosure Requirements) Regulations, 2015, as amended

Review report to
The Board of Directors
Lakshmi Machine Works Limited

1. We have reviewed the accompanying statement of unaudited consolidated financial results of Lakshmi Machine Works Limited ("the Parent") and its subsidiary (the Parent and its subsidiaries together referred to as "the Group"), for the quarter ended September 30,2021 and for the period from April 01 2021 to September 30 2021 ("the Statement") attached herewith being submitted by the Parent pursuant to the requirements of Regulation 33 of the SEBI (Listing Obligations and Disclosure Requirements) Regulations, 2015, as amended ("the Listing Regulations").

2. This Statement, which is the responsibility of the Parent's Management and approved by the Parent's Board of Directors, has been prepared in accordance with the recognition and measurement principles laid down in Indian Accounting Standard 34 "Interim Financial Reporting ("Ind AS 34"), prescribed under Section 133 of the Companies Act, 2013, and other accounting principles generally accepted in India. Our responsibility is to express a conclusion on the Statement based on our review.

3. We conducted our review of the Statement in accordance with the Standard on Review Engagements (SRE) 2410 "Review of Interim Financial Information Performed by the Independent Auditor of the Entity" issued by the Institute of Chartered Accountants of India. A review of interim financial information consists of making inquiries, primarily of persons responsible for financial and accounting matters, and applying analytical and other review procedures. A review is substantially less in scope than an audit conducted in accordance with Standards on Auditing and consequently does not enable us to obtain assurance that we would become aware of all significant matters that might be identified in an audit. Accordingly, we do not express an audit opinion.

We also performed procedures in accordance with the Circular issued by the SEBI under Regulation 33 (8) of the SEBI (Listing Obligations and Disclosure Requirements) Regulations, 2015, as amended, to the extent applicable.

4. The Statement includes the results of the following entities:


i) Parent Company:

Lakshmi Machine Works Limited

ii) Subsidiaries:

LMW Textile Machinery (Suzhou) Company Limited

LMW Aerospace Industries Limited.



5. Based on our review conducted and procedures performed as stated in paragraph 3 above nothing has come to our attention that causes us to believe that the accompanying Statement, prepared in accordance with the recognition and measurement principles laid down in the aforesaid Indian Accounting Standard and other accounting principles generally accepted in India, has not disclosed the information required to be disclosed in terms of Regulation 33 of the SEBI (Listing Obligations and Disclosure Requirements) Regulations, 2015, as amended, including the manner in which it is to be disclosed, or that it contains any material misstatement.

6. The consolidated unaudited financial results include the interim financial results of LMW Textile Machinery (Suzhou) Company Ltd , one of the wholly owned subsidiary which have not been reviewed/audited by their auditors, whose interim financial results reflect **total revenue of Rs. 8064.27 lakhs**, **total net loss after tax of Rs. 361.72 lakhs** and **cash flows (net increase) of Rs. 607.49 lakhs** for the period ended 30.09.2021 as considered in the consolidated unaudited interim financial results. Another subsidiary company namely LMW Aerospace Industries Limited was incorporated on 16th March 2021 and this company is yet to commence operations. These unaudited financial results and other unaudited financial information have been approved and furnished to us by the Management and our conclusion on the Statement, in so far as it relates to the affairs of the subsidiaries is based solely on such unaudited financial results and other unaudited financial information. According to the information and explanations given to us by the Management, these interim financial results are not material to the Group.

Our conclusion on the Statement is not modified in respect of the above matter.

For S.KRISHNAMOORTHY & CO.
Chartered Accountants


K. RAGHU

Membership No.11178

Partner

CHARTERED ACCOUNTANTS

UDIN: 21011178AAAAHY 8339

Place: Coimbatore

Date: 27-Oct-2021

LAKSHMI MACHINE WORKS LIMITED

Regd. Office: SRK Vidyalaya Post, Perianaickenpalayam, Coimbatore-641020

Phone : 0422- 7192255; website : www.lmwglobal.com ; E Mail : secretarial@lmw.co.in

CIN: L29269TZ1962PLC000463

(₹ In lakhs except EPS)

Statement of Consolidated unaudited financial results for the quarter and period ended 30th Sept, 2021


		QUARTER ENDED			PERIOD ENDED		YEAR ENDED
		30.09.2021	30.06.2021	30.09.2020	30.09.2021	30.09.2020	31.03.2021
		(Unaudited)			(Unaudited)		(Audited)
I	Revenue from operations	80,307.09	45,762.48	39,634.10	1,26,069.57	56,511.75	1,72,737.69
II	Other Income	1,453.88	1,813.79	1,533.04	3,267.67	3,411.56	7,872.53
	Total Income from operations	81,760.97	47,576.27	41,167.14	1,29,337.24	59,923.31	1,80,610.22
III	Expenses						
	a. Cost of Material Consumed	51,372.74	29,597.28	23,599.90	80,970.02	31,339.75	1,05,751.20
	b. Purchase of Stock-in-trade	-	-	-	-	-	-
	c. Changes in inventories of finished goods, work-in-progress and stock -in-trade	(200.47)	(1,612.96)	512.72	(1,813.43)	2,550.29	(631.30)
	d. Employee benefits expense	7,859.55	6,687.61	5,161.73	14,547.16	9,640.18	23,845.47
	e. Finance Costs	1.36	-	1.44	1.36	1.47	8.10
	f. Depreciation and Amortisation expense	1,475.53	1,432.70	1,395.06	2,908.23	2,776.33	5,562.78
	g. Other Expenses	14,671.35	10,372.53	8,972.66	25,043.88	14,401.33	36,729.10
	Total Expenses	75,180.06	46,477.16	39,643.51	1,21,657.22	60,709.35	1,71,265.35
IV	Profit before exceptional items and tax	6,580.91	1,099.11	1,523.63	7,680.02	(786.04)	9,344.87
V	Exceptional Items	-	1,716.98	667.98	1,716.98	900.55	2,211.54
VI	Profit from Ordinary activities before tax	6,580.91	(617.87)	855.65	5,963.04	(1,686.59)	7,133.33
VII	Tax Expense	2,227.98	339.77	164.96	2,567.75	(215.53)	2,673.56
VIII	Net Profit from Ordinary activities after tax	4,352.93	(957.64)	690.69	3,395.29	(1,471.06)	4,459.77
IX	Other Comprehensive Income(After Tax)						
	a. Items that will not be reclassified to profit or loss	177.51	(644.09)	1,058.39	(466.58)	1,944.84	8,716.65
	b. Items that will be reclassified to profit or loss	-	-	-	-	-	-
X	Total Comprehensive Income for the period (Comprising Profit for the period) (after tax) and Other Comprehensive Income (after tax)	4,530.44	(1,601.73)	1,749.08	2,928.71	473.78	13,176.42
X1	Paid-up Equity Share Capital (Face Value ₹ 10/- each)	1,068.30	1,068.30	1,068.30	1,068.30	1,068.30	1,068.30
X11	Reserves Excluding Revaluation Reserves as per Balance Sheet of previous accounting year						1,76,960.92
X111	Earnings Per Share (EPS)(of ₹ 10 each)						
	- Basic	40.75	(8.96)	6.47	31.78	(13.77)	41.75
	- Diluted	40.75	(8.96)	6.47	31.78	(13.77)	41.75





LAKSHMI MACHINE WORKS LIMITED

Consolidated Segment Wise Revenue, Results and Capital employed for the quarter and period ended 30th Sept, 2021

SL.NO	PARTICULARS	₹ In lakhs					
		QUARTER ENDED			PERIOD ENDED		YEAR ENDED
		30.09.2021	30.06.2021	30.09.2020	30.09.2021	30.09.2020	31.03.2021
		(Unaudited)			(Unaudited)		(Audited)
1	Segment Revenue						
	a)Textile Machinery Division	60,463.30	32,804.75	28,983.53	93,268.05	42,598.39	1,22,361.69
	b) Machine Tool & Foundry Division	21,257.24	13,504.19	10,688.30	34,761.43	13,859.88	52,691.71
	c) Advanced Technology Centre	920.85	814.22	905.48	1,735.07	1,498.40	2,888.05
	Total	82,641.39	47,123.16	40,577.31	1,29,764.55	57,956.67	1,77,941.45
	Less : Inter-segment revenue	2,101.97	1,189.76	695.59	3,291.73	1,086.25	4,133.18
	Net Sales/Income from Operations	80,539.42	45,933.40	39,881.72	1,26,472.82	56,870.42	1,73,808.27
2	Segment Results						
	(Profit before Interest & tax)						
	a)Textile Machinery Division	3,355.92	(1,163.40)	(673.05)	2,192.52	(2,110.71)	1,398.93
	b) Machine Tool & Foundry Division	2,358.95	851.54	534.89	3,210.49	(774.07)	3,637.43
	c) Advanced Technology Centre	(639.03)	(648.86)	(641.18)	(1,287.89)	(1,220.09)	(2,586.97)
	Total	5,075.84	(960.72)	(779.34)	4,115.12	(4,104.87)	2,449.39
	Add : Other un-allocable income net of Unallocable expenditure	1,505.07	342.85	1,634.99	1,847.92	2,418.28	4,683.94
	Total Profit Before Tax	6,580.91	(617.87)	855.65	5,963.04	(1,686.59)	7,133.33
3	Segment Assets						
	a)Textile Machinery Division	1,72,344.99	1,61,133.50	1,36,199.16	1,72,344.99	1,36,199.16	1,51,057.96
	b) Machine Tool & Foundry Division	88,311.58	86,816.09	66,631.15	88,311.58	66,631.15	86,080.27
	c) Advanced Technology Centre	3,794.79	2,751.01	2,795.52	3,794.79	2,795.52	2,449.19
	d) Unallocated	40,088.91	37,080.71	23,391.70	40,088.91	23,391.70	36,187.82
	Total	3,04,540.27	2,87,781.31	2,29,017.53	3,04,540.27	2,29,017.53	2,75,775.24
4	Segment Liabilities						
	a)Textile Machinery Division	1,03,675.92	87,746.12	51,441.92	1,03,675.92	51,441.92	75,272.31
	b) Machine Tool & Foundry Division	17,000.18	19,749.73	9,087.38	17,000.18	9,087.38	19,218.11
	c) Advanced Technology Centre	856.97	993.55	1,092.93	856.97	1,092.93	742.77
	d) Unallocated	3,117.58	2,524.67	1,356.85	3,117.58	1,356.85	2,512.83
	Total	1,24,650.65	1,11,014.07	62,979.08	1,24,650.65	62,979.08	97,746.02



LAKSHMI MACHINE WORKS LIMITED		
Consolidated Balance Sheet as at 30th Sept, 2021		
Particulars	Rs. Lakhs	
	Consolidated	
	As at 30.09.2021	As at 31.03.2021
	Unaudited	Audited
ASSETS		
Non-current assets		
Property, Plant and Equipment	68,973.04	68,746.41
Capital work-in-progress	339.77	1,051.70
Other Intangible assets	1,348.17	1,381.82
Financial Assets		
(i) Investments		
a) Investments in subsidiaries		
b) Other investments	14,296.34	13,504.24
Other financial assets	27,554.92	26,843.15
Deferred tax assets (net)		
Other non-current assets		
Total Non - Current Assets	1,12,512.24	1,11,527.32
Current assets		
Inventories	44,941.16	34,492.99
Financial Assets		
(i) Investments	16,912.88	15,072.34
(ii) Trade receivables	22,591.19	17,815.41
(iii) Cash and cash equivalents	6,182.05	5,252.18
(iv) Bank balances other than (ii) above	79,308.53	72,989.10
(v) Other financial assets	3,003.38	3,219.22
Current Tax Assets (Net)	8,879.70	7,611.25
Other current assets	10,209.14	7,795.43
Total Current Assets	1,92,028.03	1,64,247.92
Total Assets	3,04,540.27	2,75,775.24
EQUITY AND LIABILITIES		
Equity		
Equity Share capital	1,068.30	1,068.30
Other Equity	1,78,821.32	1,76,960.92
Equity attributable to owners of the Company	1,79,889.62	1,78,029.22
Total equity	1,79,889.62	1,78,029.22
LIABILITIES		
Non-current liabilities		
Deferred tax liabilities (Net)	2,976.49	2,419.17
Other non-current liabilities	20,975.12	13,479.66
Total Non - Current Liabilities	23,951.61	15,898.83
Current liabilities		
Financial Liabilities		
(i) Trade payables		
Due to Micro, Small and Medium Enterprises	1,998.57	1,087.82
Due to Others	40,886.99	42,097.54
(ii) Other financial liabilities	9,390.18	7,895.39
Provisions	2,383.30	1,239.36
Other current liabilities	46,040.00	29,527.08
Total Current Liabilities	1,00,699.04	81,847.19
Total Liabilities	1,24,650.65	97,746.02
Total Equity and Liabilities	3,04,540.27	2,75,775.24




LAKSHMI MACHINE WORKS LIMITED

Consolidated Cash Flow Statement for the period ended 30th Sept, 2021

(All amounts in INR lakhs, unless otherwise stated)

PARTICULARS	Period ended 30th Sept, 2021		Period ended 30th Sept, 2020	
A. CASH FLOW FROM OPERATING ACTIVITIES				
Profit after exceptional items but before tax (VRS Expenses of ₹ 1716.98 Lakhs (Previous period ₹ 900.55 Lakhs))		5,963.04		(1,686.59)
Adjustments for :				
Depreciation and amortisation expense	2,908.23		2,776.33	
Finance costs	1.36		1.47	
Profit on sale of Mutual Funds	-		-	
Profit on sale of assets	(21.45)		(249.63)	
Loss on sale of assets	0.14		0.31	
Interest income	(2,368.60)		(2,636.66)	
Dividend income	(12.04)		(6.94)	
Income from Mutual funds	(462.31)		(372.90)	
Unrealised Loss / (Gain) on Foreign Currency Cash and cash equivalents	(2.56)	42.77	(0.62)	(488.64)
Operating Profit before working capital changes		6,005.81		(2,175.23)
Adjustments for (increase) / decrease in operating assets				
Trade receivables	(4,776.12)		1,141.03	
Inventories	(10,448.17)		7,236.38	
Other financial assets-Non Current	(711.77)		307.51	
Other financial assets- Current	(286.20)		3,446.55	
Other Current assets	(2,416.27)		2,315.59	
Adjustments for increase / (decrease) in operating liabilities				
Trade payables	(299.80)		(7,326.16)	
Other non current liabilities	7,495.46		1,799.65	
Provisions	1,143.94		94.32	
Other financial liabilities	1,494.79		2,217.37	
Other current liabilities	16,513.27	7,709.13	(2,421.93)	8,810.31
Cash used in/ generated from operations		13,714.94		6,635.08
Taxes paid		(3,411.45)		(400.56)
Net Cash used in/generated from operations	[A]	10,303.49		6,234.52
B. CASH FLOW FROM INVESTING ACTIVITIES				
Purchase of Fixed assets / Capital Work In Progress		(2,400.23)		(1,117.16)
Proceeds from sale of fixed assets		32.25		418.20
Interest received		2,870.64		2,636.66
Dividend received		12.04		6.94
Investment in Mutual Funds / Debentures (net)		(2,501.79)		(1,926.91)
(Increase) / Decrease in Bank balances not considered as cash and cash equivalent		(6,319.43)		(2,486.41)
Net cash used in investing activities	[B]	(8,306.52)		(2,468.68)





LAKSHMI MACHINE WORKS LIMITED

Consolidated Cash Flow Statement for the period ended 30th Sept, 2021

(All amounts in INR lakhs, unless otherwise stated)

PARTICULARS	Period ended 30th Sept, 2021		Period ended 30th Sept, 2020	
<u>C. CASHFLOW FROM FINANCING ACTIVITIES</u>				
Dividends paid		(1,068.30)		(1,068.30)
Corporate dividend taxes paid		-		-
Transfer of Unpaid Dividends to IEPF		-		-
Finance cost		(1.36)		(1.47)
Net cash used in financing activities	[C]	(1,069.66)		(1,069.77)
Net increase in cash and cash equivalents (A+B+C)		927.31		2,696.07
Cash and cash equivalents at beginning of the period - D		5,252.18		5,075.27
Cash and cash equivalents at end of the period - E		6,179.49		7,771.34
Net increase / (decrease) in cash and cash equivalents (E-D)		927.31		2,696.07
Cash & Cash equivalents as per Balance Sheet		6,182.05		7,771.96
Unrealised Loss / (Gain) on Foreign Currency Cash and cash equivalents		(2.56)		(0.62)
Cash and Cash equivalents as per Cash flow Statement		6,179.49		7,771.34



NOTES


- 1 The above results were reviewed by Audit Committee and approved by the Board of Directors at their meeting held on 27.10.2021. Statutory Auditors have carried out limited review of the above results.
- 2 Exceptional items represents compensation towards Voluntary Retirement Scheme opted for by Employees.
- 3 The consolidated unaudited financial results for the period ended 30th Sept, 2021 includes financial results of wholly owned subsidiary companies - 1) LMW Textile Machinery Suzhou Co Ltd.,China and 2) LMW Aerospace Industries Ltd,India. LMW Aerospace Industries Ltd was incorporated on 16th March, 2021 and the Share capital of Rs. 2.50 crores was fully subscribed during April, 2021. As on date, the Company is yet to commence operations.
- 4 Figures of the previous periods regrouped / rearranged wherever necessary.

Coimbatore
27th Oct, 2021

For S. KRISHNAMOORTHY & CO.
Chartered Accountants


K. RAGHU
Membership No. 11178
Partner

For Lakshmi Machine Works Limited


Chairman and Managing Director