



दि न्यू इन्डिया एश्योरन्स कंपनी लिमिटेड

(भारत सरकार का उपक्रम)

**THE NEW INDIA ASSURANCE COMPANY LTD.**

(Govt. of India Undertaking)

पंजीकृत एवं प्रधान कार्यालय : न्यू इन्डिया एश्योरन्स बिल्डिंग, 87, महात्मा गांधी मार्ग, फोर्ट, मुंबई - 400 001.

Regd. & Head Office : New India Assurance Bldg., 87, M.G. Road, Fort, Mumbai - 400 001.

CIN No. L66000MH1919GOI000526



Phone : 022 2270 8100

022 2270 8400

Website : [www.newindia.co.in](http://www.newindia.co.in)

Ref. No.: NIACL/CMD\_BoardSectt/2024-25

22nd May, 2024

To,

The Manager  
Listing Department  
BSE Limited  
PhirozeJeejeebhoy Tower  
Dalal Street  
Mumbai 400 001

The Manager  
Listing Department  
The National Stock Exchange of India Ltd.  
Exchange Plaza, 5<sup>th</sup> floor, Plot C/1,  
G Block, Bandra-Kurla Complex  
Mumbai 400 051

Scrip Code: (BSE – 540769/NSE – NIACL)

Dear Sir/Madam,

**Sub: Investor Presentation**

Investor Presentation for the quarter and year ended 31st March, 2024, uploaded for your kind information and records.

The above information is being made available on the Company's website [www.newindia.co.in](http://www.newindia.co.in)

**Yours Sincerely,**  
**For The New India Assurance Company Limited**

**Jyoti Rawat**  
**Company Secretary & Chief Compliance Officer**



दि न्यू इंडिया अश्योरन्स कंपनी लिमिटेड  
दि न्यू इंडिया एश्योरन्स कंपनी लिमिटेड  
The New India Assurance Co. Ltd.

दिल्ली  
मुंबई  
कोलकाता  
चेन्नई  
बंगलुरु  
हयद्राबाद  
पुणे  
वाराणसी  
अहमदाबाद  
जयपुर  
राजकोट



# The New India Assurance Co. Ltd Investor Presentation FY 2023-24





# Agenda

---

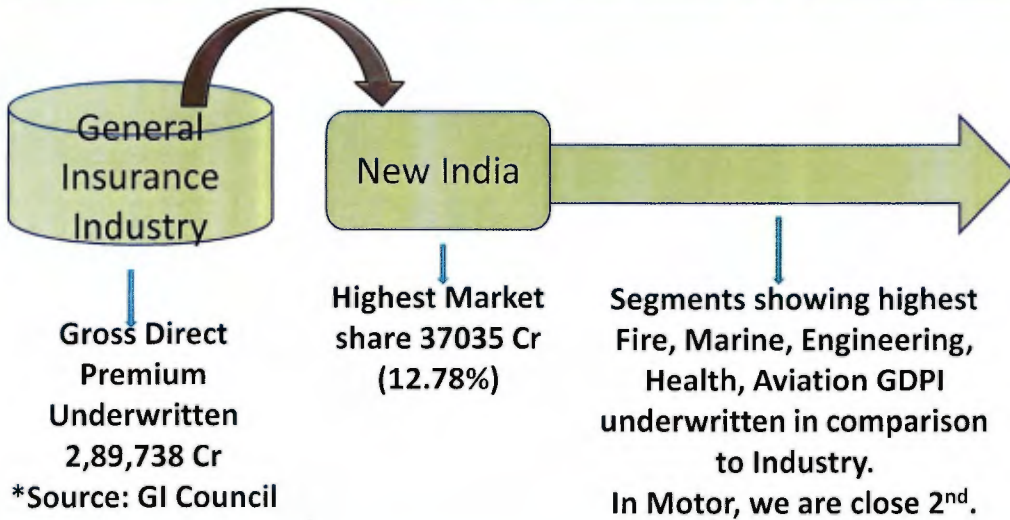
- Industry Overview
- Company Overview
- Financial Performance
- Segmental Performance



# Industry Overview

Leader in Segment Wise Performance in terms of Gross Direct Premium Income Underwritten  
 Up to FY 23-24

Market leader in Major segments



SEGMENT	GDPI ( in cr.)
FIRE	4394
MARINE	984
ENGINEERING	1090
MOTOR	9519
HEALTH INCLUDING PA	18875
AVIATION	412





**NEW INDIA ASSURANCE**

दि न्यू इन्डिया एश्योरन्स कंपनी लिमिटेड  
The New India Assurance Co. Ltd

# Company Overview

HIGHEST MARKET SHARE- ₹ 37035 CR (12.78%)  
105 YEARS OF EXPERIENCE IN GENERAL INSURANCE  
INDUSTRY  
STRONG SOLVENCY @ 1.81X

PRESENCE IN 25 COUNTRIES  
1840+ OFFICES IN INDIA.  
DOMINANT DOMESTIC MARKET POSITION

BRAND EXCELLENCE - AM BEST & CRISIL RATINGS  
ISO 27001:2013 CERTIFICATION  
MARKET LEADER IN GENERAL INSURANCE SECTOR

DIVERSIFIED PRODUCT MIX WITH TECHNICAL  
COMPETENCE  
MULTI CHANNEL DISTRIBUTION

EXCELLENCE IN CUSTOMER SERVICE  
AND TECHNOLOGY  
CONSISTENT MARKET LEADERSHIP & GROWTH




# ESG Initiatives



## Governance

- Implemented various governance practices
- Transparency and accountability in all operations



## Environmental

- Reducing carbon footprints by sustainable practice
- Green energy solutions and Digital process

## Social

- Involved in various social initiatives like education, health etc.
- Used entire CSR budget ₹ 23.06 Cr. in social welfare



# Future Strategy



## Increasing return on equity

INCREASE IN MARKET SHARE

IMPROVING PROFIT  
MARGIN BY LEVERAGING  
ECONOMIES OF SCALE  
DRIVEN BY GROWTH

RATIONALISATION OF  
OPERATING OFFICES.

----

INCREASING DIGITAL  
PENETRATION

----

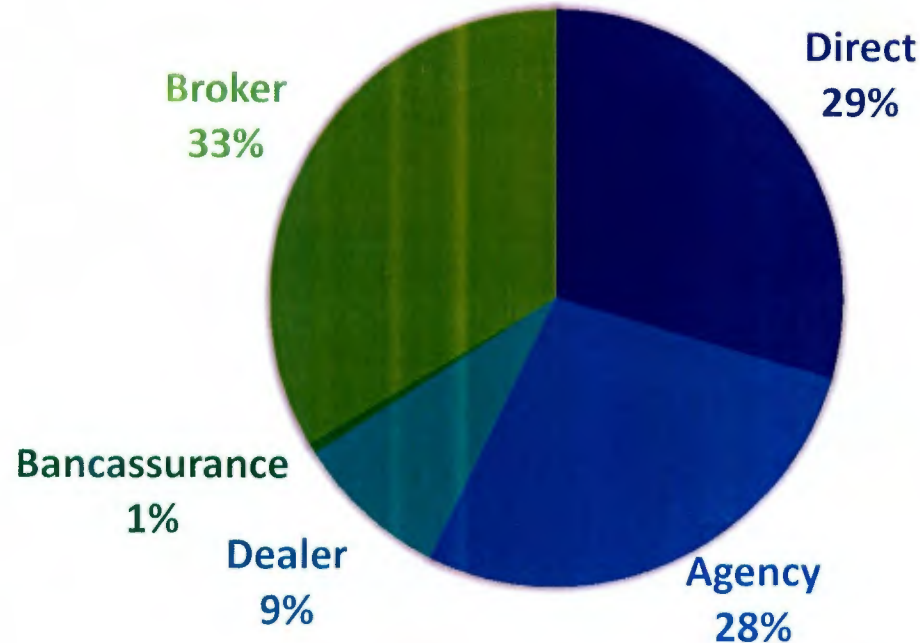
MAINTAINING HEALTHY  
SOLVENCY MARGIN

LEVERAGE TECHNOLOGY  
TO DRIVE CUSTOMER  
SATISFACTION,  
PROFITABILITY AND  
GROWTH





# Distribution Mix – Indian Business for FY 23-24



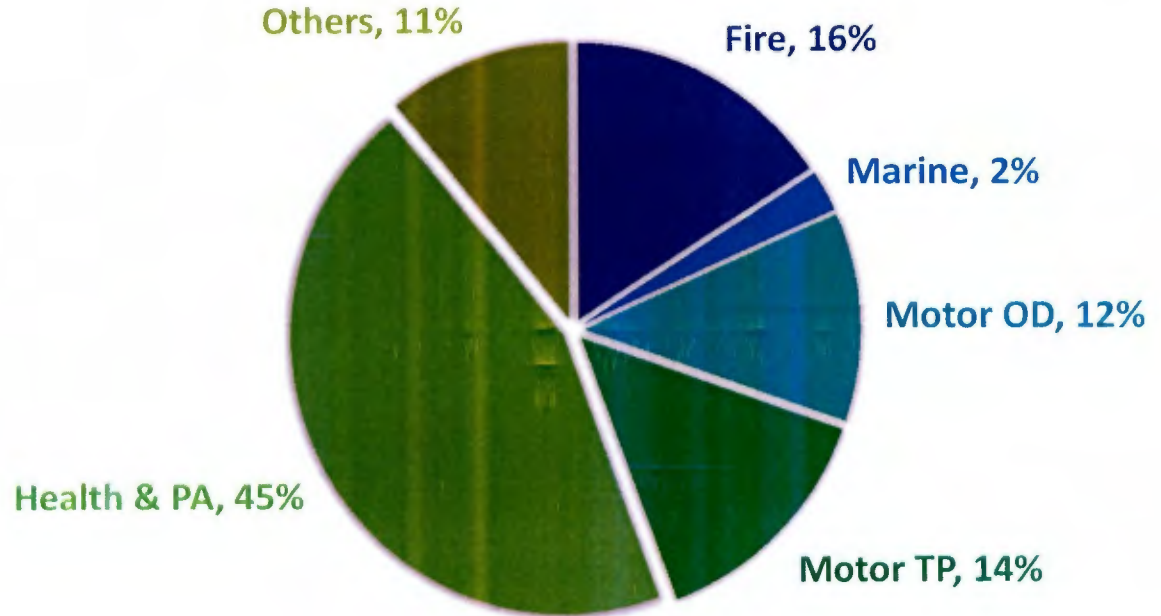


# Financial Performance

Particulars	FY 2023-24 (in Cr.)	FY 2022-23 (in Cr.)	Growth
GDPI	40363	37482	7.68%
GWP	41996	38791	8.26%
NEP	34028	30244	12.51%
Profit after tax	1129	1055	7%
Net Worth	21135	19920	6.09%
Net Worth including Fair Value Change	44704	37957	17.78%
Investment Assets at Market Value	95910	86111	11.37%
ICR	97.36	95.59	
Combined Ratio	120.99	117.15	3.28%
Solvency Ratio	1.81	1.87	
Return on Equity	5.50	5.53	



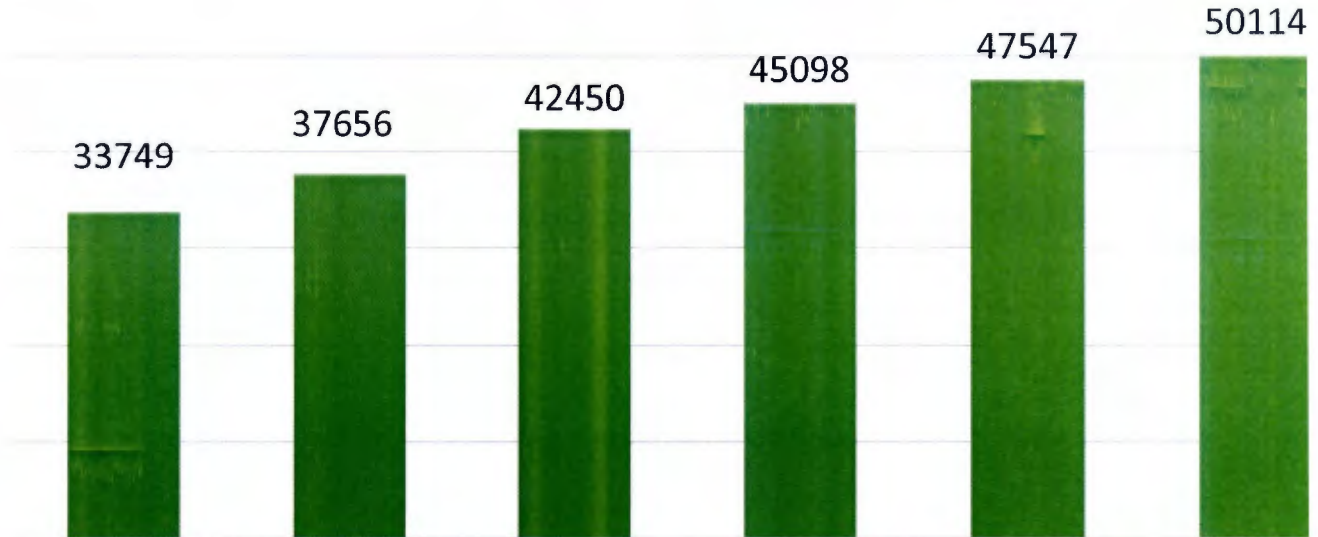
# Product Mix GWP FY 23-24







## Movement in Technical Reserves (Cr)





**NEW INDIA ASSURANCE**

दि न्यू इन्डिया एश्योरन्स कंपनी लिमिटेड  
The New India Assurance Co. Ltd

# Key Ratios

Ratios	FY 23-24	FY 22-23
Incurred Claim Ratio	97.36	95.59
Commission Ratio	8.74	7.75
Expense Ratio	14.89	13.82
Combined ratio	120.99	117.15
Solvency Ratio	1.81	1.87
ROE	5.50	5.53



# The New India Assurance Company Limited

## Financials for the Year Ending 2023-24



(Rs. in Crores)

	FY 23-24	FY 22-23
Net Worth	21135	19920
Net Worth including Fair Value Change	44704	37957
General Reserves	16602	15791
Investment Assets at Market Value	95910	86111
Solvency Ratio (Times)	1.81	1.87



**NEW INDIA ASSURANCE**दि न्यू इन्डिया एश्योरन्स कंपनी लिमिटेड  
The New India Assurance Co. Ltd

# Segmental Performance

	Gross Written Premium			Net Earned Premium			Incurred Claim Ratio	
	FY 23-	FY 22-23	YOY%	FY 23-24	FY 22-23	YOY%	FY 23-24	FY 22-23
Fire	6743	6438	4.73%	3279	3024	8.43%	80.08	71.34
Marine	1032	1055	-2.18%	552	527	4.74%	48.14	65.24
Motor OD	5152	4512	14.18%	4751	3925	21.04%	105.78	109.79
Motor TP	5993	5821	2.95%	5701	5502	3.61%	96.35	88.76
Health incl. Per. Accdnt.	19025	17604	8.07%	17327	15446	12.17%	105.86	103.33
Others Misc.	4051	3359	20.60%	2419	1817	33.13%	56.83	68.87
<b>Total</b>	<b>41996</b>	<b>38791</b>	<b>8.26%</b>	<b>34028</b>	<b>30244</b>	<b>12.51%</b>	<b>97.36</b>	<b>95.59</b>



## Comments of the Executive Director - Mr. Titus Francis

### **New India Assurance reports 128.4% growth in profit after tax in Q4FY24**

“New India Assurance has delivered excellent results in FY24 despite adverse impact of several catastrophic claims during the year. The gross written premium grew by 8.3% during the year to 41,996 Cr and profit after tax increased by 7% during the year to 1,129 Cr. PAT for the fourth quarter more than doubled as it increased by 128.4% to 354 Cr. The solvency ratio remained healthy at 1.81x and the company continues to be the market leader in the Indian general insurance industry.

The impact of catastrophic claims on net incurred claims during the year was ~794 Cr. During the 4<sup>th</sup> quarter the results were adversely impacted by an impairment charge of ~110 Cr on the Nigerian operations due to devaluation of Naira. The net worth increased to 44,704 Cr compared to 37,957 Cr in FY23. Even on individual lines, Motor third party loss ratio saw an increase as there was no premium increase during the year. This was marginally offset by decline in the loss ratio of Motor Own Damage segment where price corrections were factored. The health segment loss ratio remains elevated and corrective steps are being taken. Other lines did reasonably well. The Indian general insurance industry has a long runway for growth, and the company will continue its strategy to pursue growth with profitability.”



Thank You!