

**STATEMENT OF UNAUDITED FINANCIAL
RESULTS FOR THE QUARTER AND HALF YEAR ENDED 30TH SEPTEMBER, 2021**

Sr.No	Particulars	Standalone					
		For Quarter ended			For Half Year ended		For Year ended
		30.09.2021	30.06.2021	30.09.2020	30.09.2021	30.09.2020	31.03.2021
		(Unaudited)	(Unaudited)	(Unaudited)	(Unaudited)	(Unaudited)	(Audited)
1	Income from Operations						
	(a) Net Sales/Income from operations	0.00	31.25	-	31.25	-	31.25
	(b) Other Income	1.70	1.68	5.92	3.38	12.79	(87.29)
	Total Income	1.70	32.93	5.92	34.63	12.79	-56.04
2	Expenses						
	(a) Cost of materials consumed	-	-	-	-	-	-
	(b) Purchase of stock-in-trade	-	-	-	-	-	-
	(c) Changes in inventories of finished goods, work in progress and stock-in-trade	-	-	-	-	-	5.03
	(d) Employee benefits expenses	7.60	7.20	5.19	14.80	8.93	21.86
	(e) Finance Cost	3.68	3.76	3.27	7.44	6.74	16.27
	(f) Depreciation and amortisation expenses	0.69	0.65	2.48	1.34	4.93	9.79
	(g) Other expenses	12.09	21.47	6.24	33.56	8.40	86.82
	Total Expenses	24.06	33.08	17.18	57.14	29.00	139.77
3	Profit/(Loss) before exceptional items and tax (1-2)	(22.36)	(0.15)	(11.27)	(22.51)	(16.22)	(195.81)
4	Exceptional Items						
5	Profit/(Loss) before tax (3-4)	(22.36)	(0.15)	(11.27)	(22.51)	(16.22)	(195.81)
6	Tax Expense						
	- Current Tax	-	-	-	-	-	-
	Excess/ (Short) Provisions of Earlier Years	-	-	-	-	-	0.92
	- Deferred Tax	-	-	-	-	-	2.74
7	Profit/(Loss) for the period (5-6)	(22.36)	(0.15)	(11.27)	(22.51)	(16.22)	(199.46)
8	Other Comprehensive income (Net of tax)						
	(i) Items that will not be reclassified to profit or loss: Gain/ (loss) on fair value of equity instruments & Others.	(4.00)	5.25	0.39	1.25	6.26	522.81
	(b) Profit on fair valuation of defined benefits plans as per actuarial valuation	-	-	-	-	-	-
	(c) Deferred tax/ (expenses) benefit relating to these items	-	-	-	-	-	-
	Total other comprehensive income	(4.00)	5.25	0.39	1.25	6.26	522.81
9	Total comprehensive income for the period	(26.36)	5.10	(10.88)	(21.26)	(9.96)	323.35
10	Paid-up equity share capital	1855.30	1855.30	1855.30	1855.30	1855.30	1855.30
	Face value of share	10/-	10/-	10/-	10/-	10/-	10
11	Earnings Per Share (of Rs. 10/- each) (not annualised)						
	(a) Basic	(0.12)	(0.001)	(0.06)	(0.12)	(0.09)	(1.08)
	(b) Diluted	(0.12)	(0.001)	(0.06)	(0.12)	(0.09)	(1.08)




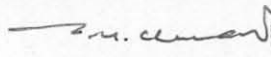
Notes:

- 1 The above Un audited financial results for the quarter and half year ended on 30th September, 2021 which are published in accordance with Regulation 33 of the SEBI (Listing Obligations & Disclosure Requirements) Regulations, 2015 have been reviewed by the Audit Committee and approved by the Board of Directors at their meeting held on 28th October, 2021.
- 2 These results have been prepared in accordance with the IND AS notified under the companies (Indian Accounting Standards) Rules 2015, as amended.
- 3 A Limited Review of the above Unaudited Financial Results has been carried out by Statutory Auditors of the Company pursuant to Regulation 33 of SEBI (Listing Obligations and Disclosures Requirements) Regulations, 2015.
- 4 The Company has four reportable business segments i.e. Multimedia, Financial Consultancy, dealing in Securities and Trading Division, the Segment reporting of the Company has been prepared in accordance with IND As 108 on "Segment Reporting".
- 5 Provision for Income tax & Deferred tax will be provided at the end of the year.
- 6 Figures for the previous periods are re-classified/ re-arranged/ re-grouped, wherever necessary, to correspond with the current period's classification/ disclosure.
- 7 The above financial results are hosted on website of the Company i.e. www.nouveauglobal.com and also available on the website of stock exchange www.bseindia.com.
- 8 The statement of cash flows is also attached herewith along with the statement of Assets & Liabilities for the half year ended 30th September, 2021 & corresponding half year i.e. 30th September, 2020 and 31st March, 2021.

Place: Mumbai

Date : 28th October, 2021

For Nouveau Global Ventures Limited



Krishan Khadaria
Managing Director
DIN : 00219096

**STATEMENT OF UNAUDITED ASSETS & LIABILITIES FOR THE HALF YEAR ENDED 30TH SEPTEMBER
2021**

Sr. No.	Particulars	As at	
		30.09.2021	31.03.2021
A	ASSETS :		
1	NON-CURRENT ASSETS		
	(a) Property, Plant & equipment	24.97	24.89
	(b) Investments in Property	645.22	645.22
	(c) Other Financial Assets		
	(i) Investments	768.15	766.90
	(ii) Loans	75.86	72.76
	(iii) Other Financial Instruments	1.64	36.98
	(d) Deferred Tax Assets (Net)	2.24	2.24
	(e) Current Tax Assets (Net)	174.17	170.85
	(f) Other non current Assets	32.47	32.47
	Sub - Total - Non Current Assets	1724.71	1752.30
2	CURRENT ASSETS		
	(a) Inventories	0.68	0.68
	(b) Financial assets		
	(i) Trade Receivables	52.90	87.67
	(ii) Cash & Cash equivalents	8.46	6.42
	(iii) Other Balances with Bank	10.01	14.62
	(iv) Loans	0.00	0.00
	(c) Other current assets	1.55	0.58
	Sub -Total - Current Assets	73.60	109.97
	TOTAL ASSETS (1+2)	1798.31	1862.26
B	EQUITY AND LIABILITIES :		
1	EQUITY		
	(a) Equity Share Capital	1855.30	1855.30
	(b) Other equity	(1154.09)	(1132.83)
	Sub - Total - Shareholder's Funds	701.21	722.47
2	NON CURRENT LIABILITIES :		
	(a) Financial Liabilities		
	(i) Borrowings	753.89	797.99
	(ii) Other Financial Liabilities		-
	(b) Employee Benefit Obligations		
	Sub - Total - Non - Current Liabilities	753.89	797.99
3	CURRENT LIABILITIES :		
	(a) Financial Liabilities		
	(i) Borrowings	11.26	11.264
	(ii) Trade Payables		
	- Due to Micro & Small Enterprises	0.46	0.46
	- Due to Others	10.000	10.00
	(iii) Other Current Financial Liabilities	292.647	289.91
	(b) Employee Benefit Obligations	23.124	23.12
	(c) Other Current Liabilities	5.70	7.04
	Sub -Total - Current Liabilities	343.20	341.80
	TOTAL - EQUITY AND LIABILITIES (1+2+3)	1798.31	1862.26



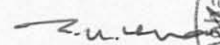

REPORTING SEGMENT-WISE RESULTS FOR THE QUARTER AND HALF YEAR ENDED 30TH SEPTEMBER, 2021

Particulars	For Quarter ended			For Half Year ended		For Year ended
	30.09.2021	30.06.2021	30.09.2020	30.09.2021	30.09.2020	31.03.2021
	(Unaudited)	(Unaudited)	(Unaudited)	(Unaudited)	(Unaudited)	(Audited)
1. Segment Revenue						
a. Multimedia	-	-	-	-	-	-
b. Financial Consultancy	0.00	31.25	-	31.25	-	31.25
c. Dealing in Securities	-	-	-	-	-	-
d. Trading Division	-	-	-	-	-	-
Total Segment Revenue	0.00	31.25		31.25		31.25
Less: Inter Segment Revenue						
Net sales / Income From Operations	0.00	31.25		31.25		31.25
2. Segment Results						
a. Multimedia	-	-	-	-	-	-
b. Financial Consultancy	-	16.25	-	16.25	-	31.25
c. Dealing in Securities	-	-	-	-	-	-
d. Trading Division	-	-	-	-	-	-
Total Segment Result	0.00	16.25		16.25		31.25
Add: Other Income						
Less: Finance Cost	3.68	3.76	3.27	7.44	6.74	16.27
Less: Net Un-allocable Expenditure	20.38	14.32	13.90	34.70	22.26	123.50
Add: Un-allocable income	1.70	1.68	5.92	3.38	12.79	-87.29
Less: Exceptional Item		0.00	0.00	0.00	0.00	0.00
Total Profit & Loss for the year	(22.36)	(0.15)	(11.26)	(22.51)	(16.22)	(195.81)

Note :

Fixed assets and other assets used in the Company's operations or liabilities contracted have not been identified to any of the reportable segments, as the assets are used interchangeably between segments; hence, it is not practicable to provide segment disclosures relating to total assets and liabilities.

For Nouveau Global Ventures Limited

Krishan Khadaria
Managing Director
DIN : 00219096

Place : Mumbai

Date : 28th October, 2021

STATEMENT OF UNAUDITED CASH FLOW STATEMENT FOR THE HALF YEAR ENDED 30TH SEPTEMBER, 2021

		(Amount in Rs.)		
Sr. No.	Particulars	30.09.2021	31.03.2021	30.09.2020
A.	Cash Flow from Operating Activities:			
	Net profit/(loss) before tax & extra ordinary items	(2251254)	(19580533)	(1621501)
	Adjustment for:			
	Depreciation and amortisation of Fixed Assets	133818	979151	493,427
	- Re-Measurement gain/(loss) of fair value of Equity Instrument & Others	125000	52281109	625,516
	Rent Received	0	(1060000)	(940000)
	Tax Provision	0	(365511)	
	Interest Received	(312507)	(589701)	(338545)
	Operating profit/(loss) before working capital changes	(2304943)	31664515	(1781103)
	Changes in Operating Assets and Liabilities			
	(Increase)/Decrease in Inventories	0	502500	
	(Increase) / Decrease in Trade Receivables	3477120	981959	2,095,318
	(Increase) / Decrease in Loan	(310007)	2721066	(289123)
	(Increase) / Decrease in Other Current Assets	(97387)	196598	(157725)
	(Increase) / Decrease in Current Tax Assets	(332327)	(1430272)	(94000)
	(Increase) / Decrease in Loan			
	(Increase) / Decrease in Other Financial Instruments	3534195	725240	
	(Increase) / Decrease in Other Non-Current Assets	0	0	
	Increase / (Decrease) in Other Financial Liabilities (Non-Current)	0	(17205500)	(500000)
	Increase / (Decrease) in Trade Payable	0	(1893519)	(45000)
	Increase / (Decrease) in Employee Benefits Obligation(Non-Current)	0	(1162847)	
	Increase / (Decrease) in Employee Benefits Obligation(Current)	0	1162847	
	Increase / (Decrease) in Deferred Tax Assets	0	273733	
	Increase / (Decrease) in Other Current Liabilities	(133921)	(71242)	(352949)
	Increase / (Decrease) in Other Financial Liabilities (Current)	273995	13443339	512295
	Net Cash from Operating activities	4106726	29908417	(612286)
B.	Cash Flow From Investing Activities:			
	Purchase of Fixed Assets	(141525)		
	Receipt From Investing in Partnership firm			
	Purchase of Investments			
	(Increase) / Decrease in Investments	(125000)	(48104305)	(625516)
	Sale of Investment		0	
	Rent Received		1060000	940,000
	Interest Received	312507	589701	338,545
	Net Cash from Investing activities	45982	(46454604)	653,029
C.	Cash Flow From Financing Activities:			
	(Repayment)/Proceeds of Borrowings	(4409674)	15685736	(95938)
	Repayment of Short-term Borrowing		(55730)	
	Net Cash from Financing activities	(4409674)	15630006	(95938)
	Net increase in Cash and Cash Equivalents	(256966)	(916182)	(55196)
	Cash & Cash Equivalents (Opening)	2103937	3020119	3,020,119
	Cash & Cash Equivalents (Closing)	1846971	2103937	2,964,923

Note :

Cash & Cash Equivalents at the end of the year consist of Cash in Hand and Balances with Banks are net of Short Term Loans and Advances from banks as follows :

1.

Particulars	As at	As at	As at
	30.09.2021	31.03.2021	30.09.2020
Cash in Hand	156688	170155	128,764
Balances with Banks including Fixed Deposits	1690283	1933782	2,836,158
Total	1846971	2103937	2,964,923

2.

Previous year's figures have been regrouped, rearranged wherever necessary in order to conform to current year's presentation.



SUNIL VANKAWALA & ASSOCIATES

Chartered Accountants

103, Vrindavan, 1st floor, Near Shubham Hall, Opp Railway Station Vile Parle (West) Mumbai-400056
E-mail: sunilvankawala@yahoo.com, Tel. No. 022-26133730/31/32

Independent Auditor's Review Report on Unaudited Quarterly Financial Results and Year to Date Results to the Company Pursuant to the Regulation 33 of the SEBI (Listing Obligations and Disclosure Requirements) Regulations, 2015 (as amended)

To the Board of Directors of Nouveau Global Ventures Limited

We have reviewed the accompanying statement of unaudited financial results of **Nouveau Global Ventures Limited** ("the Company") for the quarter ended 30 September, 2021 and year to date results for the period 01 April 2021 to 30 September 2021 ("the Statement") attached herewith, being submitted by the Company pursuant to the requirements of Regulation 33 of the SEBI (Listing Obligations and Disclosure Requirements) Regulations, 2015, as amended (the "Listing Regulations").

This statement is the responsibility of the Company's Management and has been approved by the Board of Directors, has been prepared in accordance with the recognition and measurement principles laid down in Indian Accounting Standard 34, (Ind AS 34) "Interim Financial Reporting" prescribed under Section 133 of the Companies Act, 2013 as amended, read with relevant rules issued there under and other accounting principles generally accepted in India. Our responsibility is to issue a report on these financial statements based on our review.

We conducted our review of the Statement in accordance with the Standard on Review Engagements (SRE) 2410 "Review of Interim Financial Information Performed by the Independent Auditor of the Entity", issued by the Institute of Chartered Accountants of India. This standard requires that we plan and perform the review to obtain moderate assurance as to whether the financial statements are free of material misstatement. A review is limited primarily to inquiries of company personnel and analytical procedures applied to financial data and thus provides less assurance than an audit. We have not performed an audit and accordingly, we do not express an audit opinion.

We also performed procedures in accordance with the SEBI Circular CIR/CFD/CMDI/44/2019 dated 29th March 2019 issued by the SEBI under Regulation 33(8) of the SEBI (Listing Obligations and Disclosure Requirements) Regulations, 2015 (as amended), to the extent applicable.



Based on our review conducted as above, nothing has come to our attention that causes us to believe that the accompanying Statement, prepared in accordance with the recognition and measurement principles laid down in the aforesaid Indian Accounting Standards ('Ind AS') specified under Section 133 of the Companies Act, 2013 as amended, read with relevant rules issued thereunder and other accounting principles generally accepted in India, has not disclosed the information required to be disclosed in terms of Regulation 33 of the SEBI (Listing Obligations and Disclosure Requirements) Regulations, 2015 including the manner in which it is to be disclosed, or that it contains any material misstatement.

**For Sunil Vankawala & Associates
Chartered Accountants**

Firm Registration No. 110616W



(Sunil Vankawala)

Proprietor

Membership No. 33461

UDIN: 21033461AAAAHH8254

Place :- Mumbai

Date :- 28.10.2021