



November 01, 2018

The Manager, Listing Department, BSE Limited, Phiroze Jeejeebhoy Tower, Dalal Street, Mumbai 400 001. Tel no.: 22721233 BSE Scrip Code: 532636	The Manager, Listing Department, The National Stock Exchange of India Ltd., Exchange Plaza, 5 Floor, Plot C/1, G Block, Bandra - Kurla Complex, Bandra (E), Mumbai 400 051. Tel No.: 2659 8235 NSE Symbol: IIFL
---	--

Dear Sir/Madam,

Sub: Press Release and presentation on Unaudited Financial Results

We enclose herewith the press release and presentation on the Unaudited Financial Results of the Company for the quarter ended September 30, 2018.

1. Press Release issued by the Company on the Unaudited Financial Results – Annexure 1.
2. Presentation on Unaudited Financial Results- Annexure 2.

Kindly take above on record and oblige.

Thanking You,
Yours faithfully,

For IIFL Holdings Limited



Gajendra Thakur
Company Secretary & Compliance Officer
Email Id: csteam@iifl.com

Encl: as above

IIFL Holdings Limited

CIN No.: L74999MH1995PLC093797

Corporate Office – IIFL Centre, Kamala City, Senapati Bapat Marg, Lower Parel, Mumbai – 400013 Tel: (91-22) 4249 9000 .Fax: (91-22) 40609049
Regd. Office – IIFL House, Sun Infotech Park, Road No. 16V, Plot No. B-23, MIDC, Thane Industrial Area, Wagle Estate, Thane – 400604 Tel: (91-22) 25806650. Fax: (91-22) 25806654 E-mail: csteam@iifl.com Website: www.iifl.com

IIFL Holdings Limited

Press Release

For immediate publication

Mumbai, India

November 1, 2018

Results update

IIFL Holdings Ltd Consolidated Results

-Profit after tax* for Q2FY19 at ₹301 Cr (up 29% y-o-y) and H1FY19 at ₹649 Cr (up 34% y-o-y)

-Income# for Q2FY19 at ₹1,056Cr (up 11% y-o-y) and H1FY19 at ₹2107Cr (up 17% y-o-y)

For the quarter and half-year ended September 30, 2018 (Q2FY19, H1FY19), Consolidated results as per IND AS are:

- Profit after tax stood at ₹301 Cr for the quarter, up 29% y-o-y, and ₹649 Cr for half-year, up 34% y-o-y
- Consolidated income stood at ₹1,056 Cr for the quarter, up 11% y-o-y and ₹2,107 Cr for half-year, up 17% y-o-y
- Loan assets under management in NBFC business at ₹36,373 Cr, up 40% y-o-y
- Wealth assets at ₹1,44,864 Cr, up 23% y-o-y

Summary: Consolidated – Q2FY19

₹Crore	Quarter ended September 30, 2018	Quarter ended September 30, 2017	Y-O-Y
Income [#]	1,056.0	949.9	11%
Profit Before Tax	455.3	321.9	41%
Profit After Tax (Pre-Minority)	301.3	233.6	29%
Profit After Tax (Post-Minority)	229.5	176.3	30%

Summary: Consolidated – H1FY19

₹Crore	Half-year ended September 30, 2018	Half-year ended September 30, 2017	Y-O-Y
Income [#]	2,107.1	1794.8	17%
Profit Before Tax	968.1	696.7	39%
Profit After Tax (Pre-Minority)	649.1	485.6	34%
Profit After Tax (Post-Minority)	498.6	373.1	34%

* Profit after tax is pre-minority

Income is net of interest expenses

Mr. Nirmal Jain, Chairman, IIFL Holdings Ltd., commented on the financial results: *“The last quarter performance has been good on the whole. Yet, the recent liquidity scare, market volatility and forthcoming elections can cause short term head winds. We remain confident of the Indian economy and its financial sector's long term potential. Therefore, we shall continue to invest in widening and deepening our infrastructure, talent pool, and risk and compliance systems.”*

Loans and Mortgages

The Loans and Mortgages business is carried out by India Infoline Finance Limited and its two subsidiaries, IIFL Home Finance Limited and Samasta Microfinance Limited through 1,755 branches spanning across the length and breadth of the country.

The profit after tax for Q2FY19 was ₹161 Cr, up 70% y-o-y, while total income was ₹577 Cr, up 24% y-o-y. NBFC's ROE¹ for Q2FY19 stood at 16.7% and ROA¹ was 1.9%. Average borrowing costs increased by 20 bps y-o-y to 8.7%. Net Interest Margin was at 6.8%.

Loan assets under management (AUM), predominantly retail, showed a strong growth of 40% y-o-y to ₹36,373 Cr, mainly driven by small-ticket home loans, SME loans and microfinance loans.

At the end of the quarter, retail home loan assets grew to ₹10,603 Cr, up 59% y-o-y.

The microfinance business continued its steady growth, with a loan AUM stood at ₹1,448 Cr at the end of the quarter, showing a growth of 30% q-o-q. The MFI customer base increased to over 6,00,000 customers and branch network grew to 394 branches.

Commercial vehicle loans and Gold loans recorded strong growth as well.

85% of our loans are retail in nature and 46% are PSL compliant. The securitized loan book, currently at ₹5,495 Cr, is 15% of AUM. There exists significant opportunity for securitization, which will positively impact profitability and CAR.

Asset quality remains sound with GNPA of 2.2% and NNPA of 1.0% as on September 30, 2018. With implementation of Expected Credit Loss under IndAS, specific provision coverage on NPAs stands at 53%.

IIFL Finance has long-term credit rating by CRISIL AA/Stable, ICRA-AA (Stable), CARE AA (Positive).

Capital adequacy: Total CAR stood at 18.7% including Tier I capital of 15.5% as at September 30, 2018, as against statutory requirement of 15% and 10% respectively.

IIFL Home Finance raised funding from NHB and SBI

IIFL Home Finance availed a refinancing facility from the NHB for ₹1,000 Cr. Also, State Bank of India extended ₹1200 Cr through term loans and ₹368 Cr through the automated route external commercial borrowing. The NHB credit has to be repaid in the next seven to fifteen years, while the SBI loans have to be repaid in five years. The money will be deployed majorly into the affordable housing schemes, as the segment has a huge potential for growth.

¹Figures are annualized.

Wealth and Asset Management

IIFL Wealth Management is the leading wealth management company in India. The company has catapulted itself to become the largest private wealth management firm in India in less than a decade since its inception. Headquartered in Mumbai, IIFL Wealth has nearly 900 employees and presence in 9 major global financial hubs spread across 24 locations in India and around the world.

The company's total assets under management, distribution and advice witnessed 23% y-o-y growth to reach ₹1,44,864 Cr in Q2FY19. The PBT has shown a healthy growth for Q2FY19 to ₹155 Cr, up 23% y-o-y, whereas PAT for Q2FY19 was at ₹100 Cr versus ₹101 Cr in Q2FY18, mainly on account of increased tax cost.

Acquisition of Wealth Advisors India and Altiore Advisors

IIFL Wealth has initiated the acquisition of Wealth Advisors (India) Pvt. Ltd., a Chennai based wealth management firm, for a total consideration of ₹235 Cr. Post acquisition, Wealth Advisors will become a wholly owned subsidiary of the company. IIFL Wealth has also proposed to acquire Altiore Advisors Private Limited, a Bengaluru-based fintech company. Both the acquisitions are progressing as per schedule.

Capital Market and others

IIFL is a key player in both retail and institutional segments of the capital market and category I merchant banker. We have close to 1,400 service locations comprising a wide branch and sub-broker network and providing unparalleled research coverage on over 500 companies.

IIFL Capital Markets net profits for the quarter grew by 23% y-o-y to Rs 46 Cr. During the quarter, the average daily market turnover (including F&O) for the broking business was ₹21,070 Cr, up 66% y-o-y with the average daily cash market turnover at ₹1,334 Cr, up 19% y-o-y.

Our mobile trading app, 'IIFL Markets' continues to be the highest rated amongst peers (4.3) with over 21 lakh downloads. Mobile brokerage constituted about 44% of the total. IIFL's Mutual Fund App crossed 4.3 lakh downloads with a 4.3 star rating, and is steadily building on its customer base.

Investment Banking: During the quarter, IIFL Investment Banking continued to record a strong performance and has completed 4 transactions across various products.

Group reorganization

The Board of Directors of the Company at its meeting held on 31 January 2018, had approved the Composite Scheme of Arrangement amongst the Company, India Infoline Media and Research Services Limited ("IIFL M&R"), IIFL Securities Limited ("Formerly India Infoline Limited"), IIFL Wealth Management Limited ("IIFL Wealth"), India Infoline Finance Limited ("IIFL Finance"), IIFL Distribution Services Limited ("IIFL Distribution"), and their respective shareholders, under Sections 230 - 232 and other applicable provisions of the Companies Act, 2013.

The scheme has been filed with the NCLT for their approval. NCLT has passed an order for convening meeting of equity shareholders of the Company on December 12, 2018 for approving the Scheme.

Awards and Accolades received in Q2FY19:

- IIFL Securities Limited has bagged the 'Best Financial Advisory services for NRIs' award at UAE-India Economic Forum 2018, in recognition of its investment services for NRIs.
- IIFL Wealth won three awards at The Great Manager Awards presented by People Business and Economic Times.
 - a) Companies with Great Managers in India: IIFL Wealth
 - b) Team Effectiveness Award: Shaji Kumar Devakar
 - c) Great Manager - Overall: Sandeep Jethwani
- IIFL Wealth received an award for 'Innovation in Video Statement' at The Economic Times FSI Innovation Awards & Summit Tribe Awards.
- IIFL Wealth received 'The Asset Triple A Award' - Best Private Bank India 2018. This is the 8th time in a row.
- IIFL Wealth won four awards at International Wealth Management of India's inaugural India Wealth Awards 2018 (IWA).

Categories:

 - a) Best Wealth Management Company
 - b) Wealth Management Thought Leader
 - c) Best Alternative Investment Fund
 - d) Outstanding Initiative for our CSR



About IIFL

IIFL Holdings Ltd (NSE: IIFL, BSE: 532636) is a leading player in the Indian financial services space. IIFL is engaged in the business of loans and mortgages, asset and wealth management, retail and institutional broking, investment banking and realty services through its various subsidiaries.

IIFL Holdings Ltd is headquartered in Mumbai with overseas offices in London, New York, Toronto, Geneva, Hong Kong, Dubai, Singapore and Mauritius. Started as a research firm in 1995, IIFL is a first generation venture. Today, IIFL is a diversified financial services group with a consolidated net-worth of ₹5,639 Cr as on September 30, 2018, offering a gamut of services to more than 50 lakh customers across various business segments and is continuously building on its strengths to deliver excellent service to its expanding customer base.

IIFL is featured in the prestigious **Forbes list of 'India's Super 50 Companies'** in 2017, a benchmark to identify Indian companies that exhibit high growth in profitability, sales and shareholder returns. IIFL is also among the '**Outlook Business Outperformers**' - a prestigious list of eight companies which have beaten the Sensex over a five-year period. IIFL is ranked as the **#1 Investment Banker** in Equity Issuances for CY2016 and CY2017 YTD (January 2016-December 2017) by PRIME Database. IIFL won '**The Best Private Banking Services Overall, India**' award at Euromoney Private Banking and Wealth Management Survey, 2017. IIFL was recognized as '**India's Most Trusted Financial Service Brand (Non-Bank)**' by the Brand Trust Report India Study, 2016. IIFL Group bagged '**Best Customer Service in the Financial Sector**' by World Quality Congress - service quality awards in 2015. IIFL received '**India's Most Promising Brand**' 2014 award at WCRC Global India Excellence Summit in London, in 2014.

This document may contain certain forward looking statements based on management expectations. Actual results may vary significantly from these forward looking statements. This document does not constitute an offer to buy or sell IIFL products, services or securities. The press release, results and presentation for analysts/press for the quarter ended September 30, 2018, are available under the '[Investor Relations](#)' section on our website www.iifl.com.

IIFL/ India Infoline refer to IIFL Holdings Ltd and its group companies.

Media Relations

IIFL Holdings Ltd

Sourav Mishra

Mobile: +91 992028-5887

Email: sourav.mishra@iifl.com

Investor Relations

IIFL Holdings Ltd

Pooja Kashyap

Mobile: +91 829122-1546

Email: ir@iifl.com

Performance Review

For the quarter ended September 2018

IIFL Holdings Limited

Bloomberg: IIFL IN

November 01, 2018

KNOWLEDGE IS THE EDGE



www.iifl.com

I: IIFL Group Performance Overview	3
---	----------

(i) IIFL Finance	10
-------------------------	-----------

(ii) IIFL Wealth	22
-------------------------	-----------

(iii) IIFL Securities	28
------------------------------	-----------

II: Ownership, Management and Governance	34
---	-----------

IIFL Group – Quarterly results at a glance (as per IND AS)



Quarter ended September 2018

Key highlights of the quarter

₹ Cr	Income	Y-o-Y (%)	Profit Before Tax	Y-o-Y (%)	Profit After Tax	Y-o-Y (%)
IIFL Finance	576.9	24%	235.1	69%	160.8	70%
IIFL Wealth	298.0	12%	155.1	23%	100.1	(1%)
IIFL Securities	201.7	(1%)	71.4	26%	46.3	23%
Less: Inter Company	(20.6)		(6.3)		(5.9)	
IIFL Consolidated	1,056.0	11%	455.3	41%	301.3	29%
Minority Interest	-	-	-	-	71.8	25%
IIFL Consolidated (post minority)	1,056.0	11%	455.3	41%	229.5	30%

Loan AuM grew 40% y-o-y to ₹36,373 Cr

Asset quality remains sound with NNPA of 1.0%

Wealth assets grew 23% y-o-y to ₹1,44,864 Cr

Consolidated ROE is at 16.4% and ROA is at 2.0%

Notes: (i) Income is net of interest expense. (ii) Effective tax rate for IIFL Wealth in Q2FY19 is 35.1% vs 19.1% for Q2FY18 due to additional tax on dividend from offshore subsidiary in Q2FY19 and lower weightage of off-shore subsidiaries in total PBT.

(iii) There is a possibility of the financial results and the additional disclosures to be updated/amended because of adjustments owing to introduction of new standards/its interpretations and/or regulatory changes

IIFL Group – Other highlights

Quarter ended September 2018



- ❖ Commercial Papers repaid and prepaid during October 2018 across the group were ₹4,275 Cr
- ❖ This quarter we commissioned 208 new branches, including 135 for the microfinance business. With this, IIFL's own branch network (not including sub-brokers) stands at 1,823, with over 19,000 employees
- ❖ The Demerger process is on track. The NCLT convened shareholders' meeting is scheduled for December 12, 2018 for its approval of the scheme; the demerger process is expected to be completed by Q4FY19
- ❖ IIFL Wealth has initiated the acquisition of Wealth Advisors India, a Chennai based wealth management firm, and Altiore Advisors, a Bengaluru based fintech company during the quarter
- ❖ During the quarter, IIFL Group won various awards and accolades across all businesses
 - IIFL Home Finance was awarded 2nd Best Performing Primary Lending Institution under CLSS for EWS/LIG (next to HDFC Limited)
 - IIFL Wealth won the 'Best Private Bank India 2018 at The Asset Triple A Awards for the 8th time in a row
 - IIFL Securities won 'Best Financial Advisory services for NRI's at Qadat Al Tagheer Awards at the UAE-India Economic Forum

IIFL Group – Consolidated results (as per IND AS)

Quarter ended September 2018



₹ Cr	Q2FY19	Q2FY18	Y-o-Y	H1FY19	H1FY18	Y-o-Y
Revenue from Operations	1,832.2	1,607.6	14%	3,613.3	3,060.3	18%
Other income	36.3	23.1	57%	68.7	24.9	176%
Total Income	1,868.5	1,630.7	15%	3,682.0	3,085.2	19%
Employee cost	323.6	252.7	28%	635.4	472.1	35%
Administration and other expenses	255.4	359.0	(29%)	462.4	594.7	(22%)
EBITDA	1,289.5	1,019.0	27%	2,584.2	2,018.4	28%
Interest costs	812.5	680.8	19%	1,574.9	1,290.4	22%
Depreciation and amortization	21.7	16.3	33%	41.2	31.3	32%
Profit before tax	455.3	321.9	41%	968.1	696.7	39%
Provision for taxation	151.4	87.7	73%	319.6	209.8	52%
Profit after tax	303.9	234.2	30%	648.5	486.9	33%
Other comprehensive income	(2.6)	(0.6)		0.6	(1.3)	
Total Comprehensive Income/ (loss)	301.3	233.6	29%	649.1	485.6	34%
Total Comprehensive Income/ (loss) attributable to						
Owners of the company	229.5	176.3	30%	498.6	373.1	34%
Non - Controlling Interest	71.8	57.3	25%	150.5	112.5	34%

Note: Previous periods figures have been regrouped / rearranged wherever necessary

IIFL Group – Consolidated Balance Sheet

Quarter ended September 2018



Rs Crore

ASSETS		As at Sep 30 2018	LIABILITIES AND EQUITY		As at Sep 30 2018
		Unaudited			Unaudited
1	Financial Assets		1	Financial Liabilities	
(a)	Cash and cash equivalents	1,829	(a)	Derivative financial instruments	4
(b)	Bank Balance other than (a) above	2,309	(b)	Payables	191
(c)	Derivative financial instruments	1	(c)	Debt Securities	9,556
(d)	Receivables	414	(d)	Borrowings (Other than Debt Securities)	25,915
(e)	Loans	38,257	(e)	Subordinated Liabilities	1,980
(f)	Investments	2,301	(f)	Other financial Liabilities	3,106
(g)	Other Financial assets	1,669			
2	Non-Financial Assets		2	Non-Financial Liabilities	
(a)	Current tax assets (Net)	216	(a)	Current tax liabilities (Net)	115
(b)	Deferred tax Assets (Net)	434	(b)	Provisions	37
(c)	Investment Property	423	(c)	Other non-financial liabilities	41
(d)	Property, Plant and Equipment	475			
(e)	Capital work-in-progress	96	3	Equity	
(f)	Intangible assets under development	4	(a)	Equity and Share Capital	64
(g)	Goodwill	11	(b)	Other Equity	5,576
(h)	Other Intangible assets	7	(c)	Non-controlling interest	1,938
(i)	Other non-financial assets	76			
3	Assets classified as held for sale	1			
	Total Assets	48,523		Total Liabilities and Equity	48,523

IIFL Group – IGAAP to IND AS reconciliation

Quarter ended September 2018



Particulars	Q2FY18	H1FY18	Remarks
Profit after tax as per IGAAP	290.9	542.8	
Add / (Less)			
Fair valuation of investments	(7.8)	18.6	Marked to market gain/(losses) on investments
Effective Interest Rate (EIR) on financial assets	(2.3)	2.8	Amortisation of upfront fees, acquisition costs
Net gain on de-recognition of loans sold under assignment transaction	2.4	3.9	Recognition of interest spread on NPV basis
Fair value of stock options	(3.0)	(5.3)	Fair value of ESOP options recognised as employee compensation cost
Effective Interest Rate (EIR) for financial liabilities	0.4	(1.9)	Amortisation of cost incurred on raising of funds through borrowings
Business combination under Ind AS 103	(6.2)	-	Impact of 5paise demerger affected in Sep-17
Actuarial Gain/ (loss) on employee defined benefit plans	0.8	1.9	Gain/ (loss) on actuarial valuation of retiral benefits
Expected Credit Loss	(73.2)	(106.7)	
Others	4.3	1.0	Includes goodwill, interest expense on preference shares, etc.
Deferred tax impact	27.8	29.8	
Profit after tax as per Ind AS	234.2	486.9	
Other comprehensive income			
Actuarial Gain/ (loss) on employee defined benefit plans	(0.8)	(1.9)	
Deferred tax impact	0.1	0.5	
Total comprehensive income*	233.6	485.6	

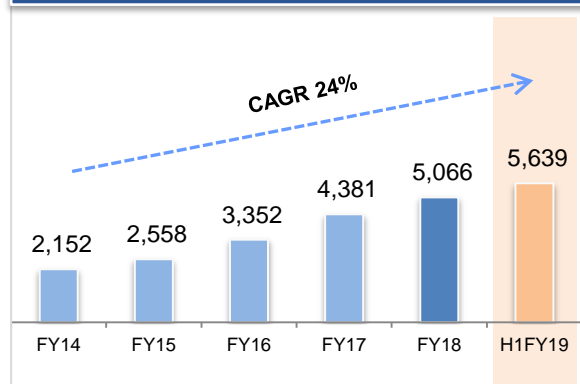
* Before share of profit to minority shareholders

IIFL Group – Consolidated financial trends

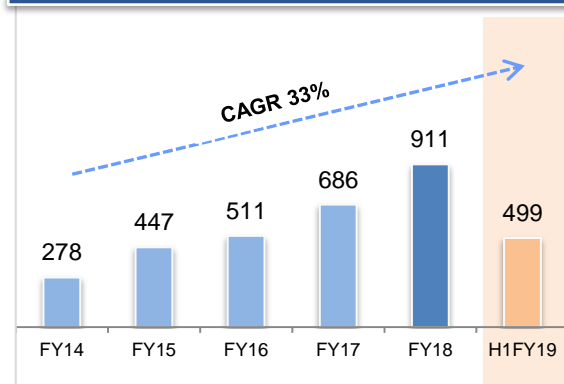
Quarter ended September 2018



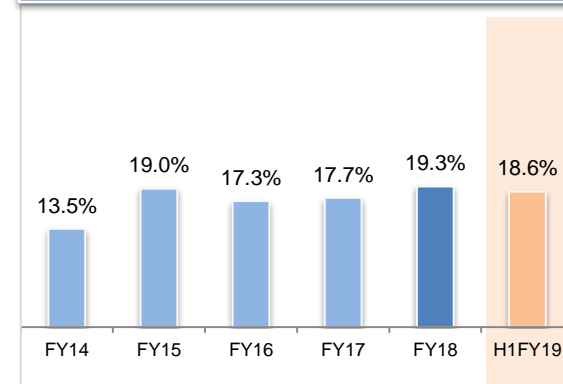
Net-worth (₹ Cr)



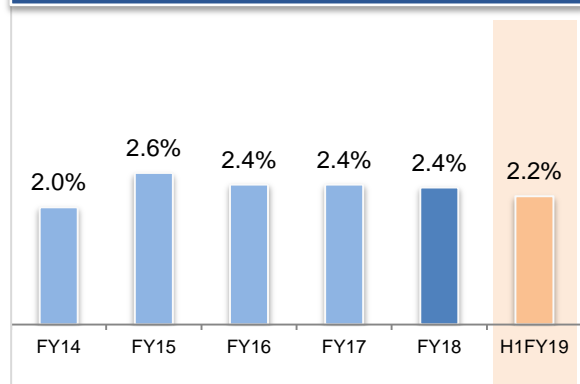
Profit after tax (₹ Cr)



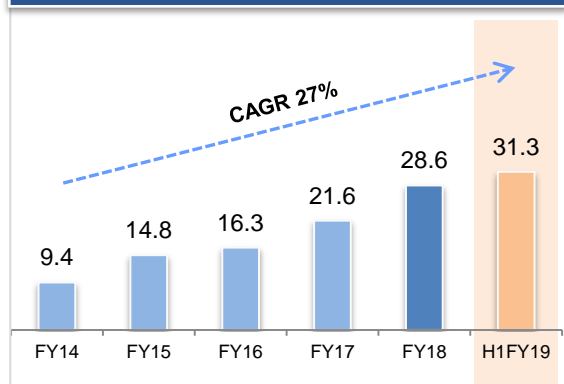
Return on Equity (%)



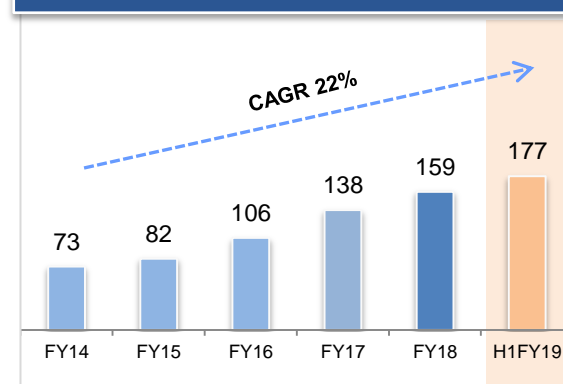
Return on Assets (%)



Earnings Per Share (₹)



Book Value Per Share (₹)



Notes :

- Profit is post-minority
- Half yearly ROE, ROA and EPS figures are annualized
- Q2FY18 and Q2FY19 numbers are as per IND AS. Previous years' numbers are as per IGAAP

Update on IIFL Group Reorganisation



The Board of Directors of the Company at its meeting held on January 31, 2018, had approved the reorganization of IIFL Group, which will result in three listed entities – IIFL Finance, IIFL Wealth and IIFL Securities.

➤ **Approvals/No objection received**

- Reserve Bank of India (RBI)
- DFSA, Dubai
- MAS, Singapore
- FCA, UK
- FINRA, USA
- FSC, Mauritius
- NSE, BSE, CDSL & SEBI
- National Housing Bank (NHB)

➤ **Next Steps**

- NCLT has passed an order for convening meeting of equity shareholders of the Company on December 12, 2018 for approving the Scheme
- Balance procedural approvals from MCX, NCDEX, NSDL, IRDA, SEBI - IA, RA are awaited shortly
- Post approval by Shareholders, a petition will be filed with NCLT seeking sanction/ approval to the Scheme
- Post NCLT approval, the order will be filed with MCA
- Post filing with MCA, Board Meeting of IIFL Holdings to be held, to fix record date
- Resulting Companies to allot shares to shareholders of IIFL Holdings and file listing application with Stock Exchanges to seek listing and trading approval

I: IIFL Group Performance Overview

(i) IIFL Finance

(ii) IIFL Wealth

(iii) IIFL Securities

II: Ownership, Management and Governance

IIFL Finance – Consolidated results (as per IND AS)

Quarter ended September 2018 (NBFC, HFC and MFI)



₹ Cr	Q2FY19	Q2FY18	Y-o-Y	H1FY19	H1FY18	Y-o-Y
Loan book	30,878	23,021	34%	30,878	23,021	34%
Securitized assets *	5,495	3,013	82%	5,495	3,013	82%
Assets under management	36,373	26,033	40%	36,373	26,033	40%
Interest income	1,164.8	936.5	24%	2,297.6	1,800.6	28%
Less: Interest expense	660.5	515.6	28%	1,275.9	1,005.1	27%
Net Interest income	504.3	420.9	20%	1,021.7	795.5	28%
Other income	72.6	43.6	67%	131.5	80.5	63%
Total income	576.9	464.5	24%	1,153.2	876.0	32%
Less: Operating expense	279.5	167.9	66%	527.6	326.6	62%
Less: Loan losses & provision	62.3	157.8	(61%)	90.4	232.1	(61%)
Profit before tax	235.1	138.8	69%	535.2	317.3	69%
Less: Provision for tax	72.4	44.6	62%	177.6	105.8	68%
Profit after tax	162.4	94.6	72%	357.2	211.9	69%
OCI	(1.6)	0.1		(0.4)	(0.4)	
Total Comprehensive Income	160.8	94.7	70%	356.8	211.5	69%

*Includes Pass Through Certificate (PTC) and Direct Assignment

IIFL Finance – Consolidated Balance Sheet

Quarter ended September 2018 (NBFC, HFC and MFI)



Rs Crore

ASSETS		As at	LIABILITIES AND EQUITY		As at
		Sep 30 2018			Sep 30 2018
		Unaudited			Unaudited
1	Financial Assets		1	Financial Liabilities	
(a)	Cash and cash equivalents	915	(a)	Derivative financial instruments	3
(b)	Bank Balance other than (a) above	1,395	(b)	Trade Payables	90
(c)	Trade Receivables	46	(c)	Debt Securities	6,411
(d)	Loans	31,752	(d)	Borrowings (Other than Debt Securities)	22,566
(e)	Investments	930	(e)	Subordinated Liabilities	1,560
(f)	Other Financial assets	196	(f)	Other financial Liabilities	1,394
2	Non-Financial Assets		2	Non-Financial Liabilities	
(a)	Current tax assets (Net)	127	(a)	Current tax liabilities (Net)	86
(b)	Deferred tax Assets (Net)	359	(b)	Provisions	24
(c)	Investment Property	263	(c)	Other non-financial liabilities	12
(d)	Property, Plant and Equipment	87			
(e)	Capital work-in-progress	3	3	Equity	
(f)	Goodwill	11	(a)	Equity and Share Capital	281
(g)	Other Intangible assets	2	(b)	Other Equity	3,692
(h)	Other non-financial assets	38	(c)	Non-controlling interest	4
	Total Assets	36,123		Total Liabilities and Equity	36,123

IIFL Finance – IGAAP to IND AS reconciliation

Quarter ended September 2018 (NBFC, HFC and MFI)



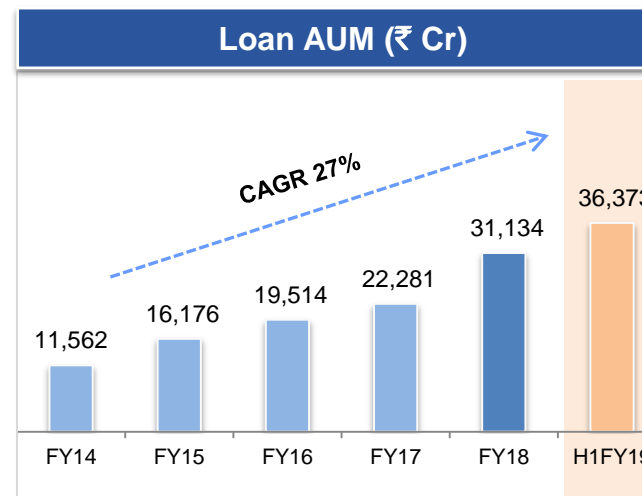
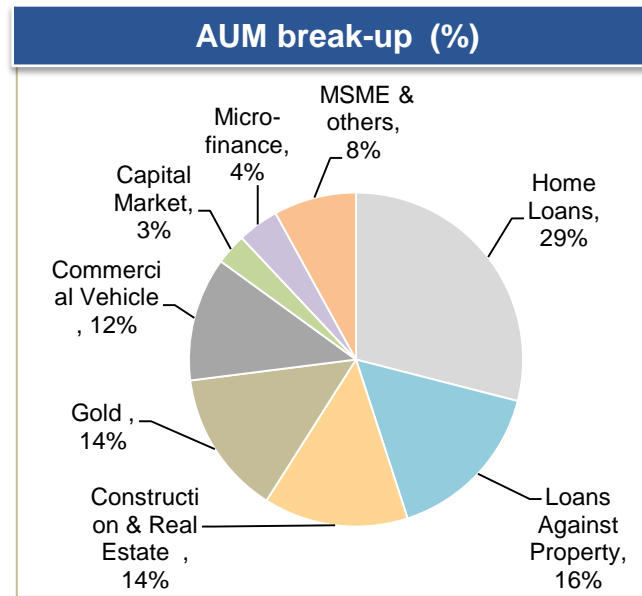
Particulars	Q2FY18	H1FY18	Remarks
Profit after tax as per IGAAP	132.2	248.5	
Add/ (Less)			
Fair valuation of investments	(14.3)	5.5	Marked to market gain/(losses) on investments
Fair value of stock options as per Ind AS 102	(0.7)	(1.2)	Fair value of ESOP options recognised as employee compensation cost
Effective Interest Rate (EIR) on financial assets	0.7	0.6	Amortisation of upfront fees, acquisition costs
Effective Interest Rate (EIR) for financial liabilities	(2.3)	2.8	Amortisation of cost incurred on raising of funds through borrowings
Expected Credit Loss	(47.7)	(70.9)	Expected losses on the portfolio computed basis various factors like past performance, loss estimations, probability of defaults, etc
Interest recognition on NPAs	(1.1)	(1.0)	Recognition of interest on NPAs under IND AS
Net gain on de-recognition of loans sold under assignment transaction	2.4	3.9	Recognition of interest spread on NPV basis
Reversal of Deferred tax liability created on Special Reserve	6.9	6.9	
Actuarial gain/ (loss) on employee defined benefit plans	(0.1)	0.5	Gain/ (loss) on actuarial valuation of retiral benefits to employees
Others	(1.8)	(3.6)	Includes interest cost on preference shares, etc.
Deferred tax adjustment	20.0	19.4	
Profit after tax as per Ind AS	94.2	211.4	
Other comprehensive income			
Actuarial Gain/ (loss) on employee defined benefit plans	0.1	(0.5)	
Deferred tax adjustment	-	0.2	
Total comprehensive income	94.3	211.1	

Achieving volume & profit growth with superior asset mix

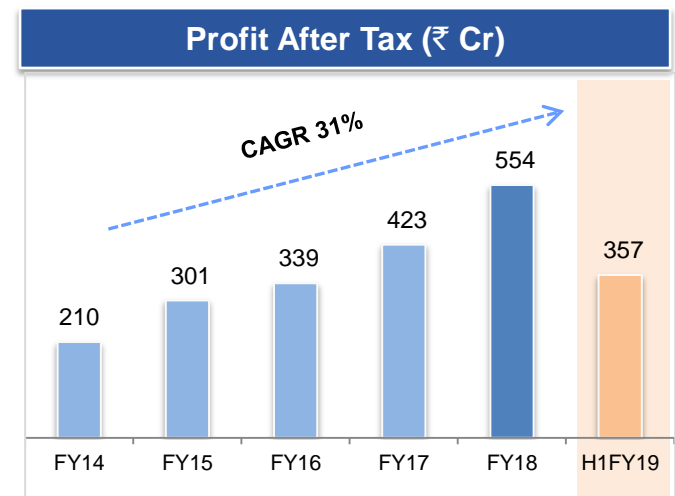


Quarter ended September 2018

- Focus remains on retail lending, digital delivery; leveraging our distribution network and database of clients
- As a strategy, loan growth is focused on small-ticket Home Loans, MSME loans, Gold and Microfinance loans
- Construction finance, Real Estate and Capital Markets will continue to grow at a slower pace
- CV sector has witnessed cyclical trends



Loan AUM (₹Cr)	Q2FY19	Y-o-Y	Q-o-Q
Home Loan	10,603	59%	14%
Loan against property	5,933	7%	4%
Construction & Real Estate	5,243	43%	3%
Commercial Vehicle	4,331	37%	1%
Gold	5,002	63%	11%
Capital Market	978	(56%)	(9%)
MSME & others	2,836	113%	12%
Microfinance	1,448	259%	30%
Total	36,373	40%	8%



Notes

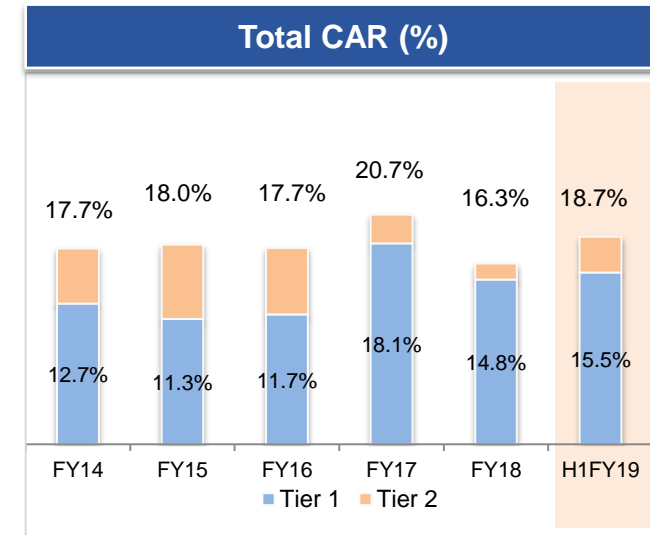
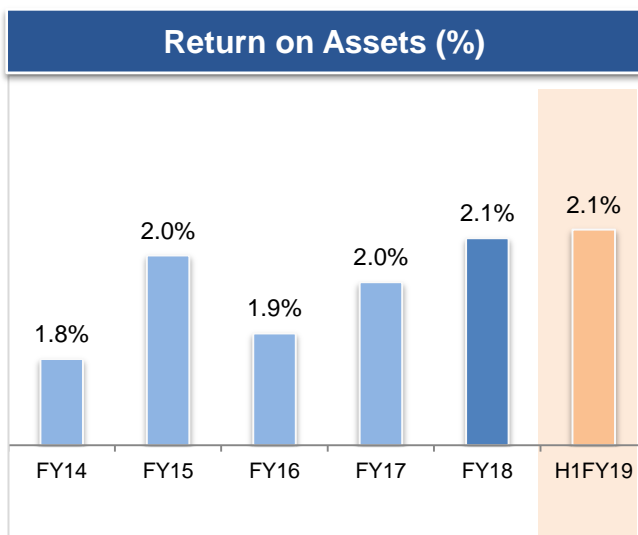
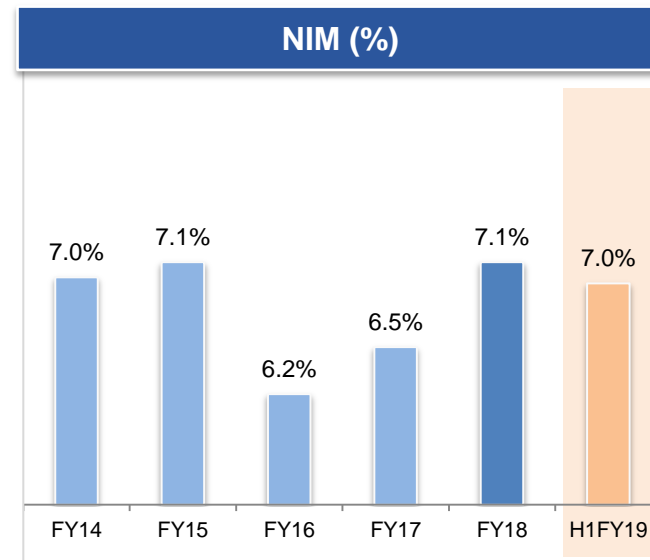
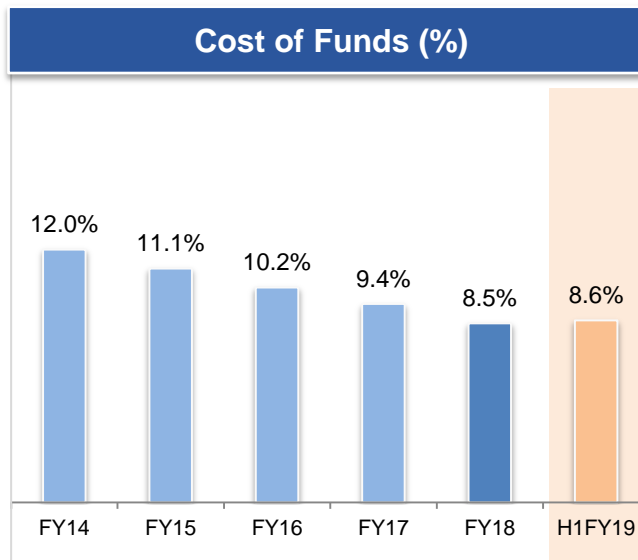
- MSME & others include Healthcare equipment, SME and Digital finance
- Q2FY18 and Q2FY19 numbers are as per IND AS. Previous years' numbers are as per IGAAP

Funding costs rise, boarding yields rise in tandem

Quarter ended September 2018



- Tier I Capital Adequacy Ratio stands at 15.5% against a threshold of 10%
- Average cost of borrowing rose by 10bps q-o-q and 20bps y-o-y
- NIM was at 6.8% for Q2FY19, a contraction of 50bps q-o-q, primarily due to upfront gain on direct assignment in the previous quarter
- ROE stands at 16.7% and ROA at 1.9% for Q2FY19



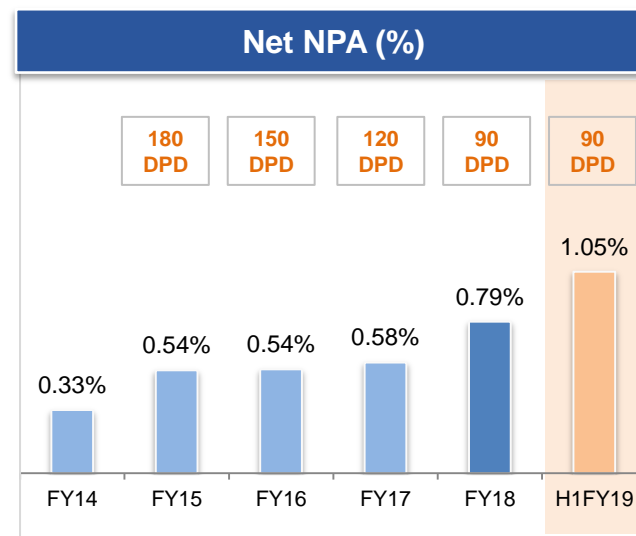
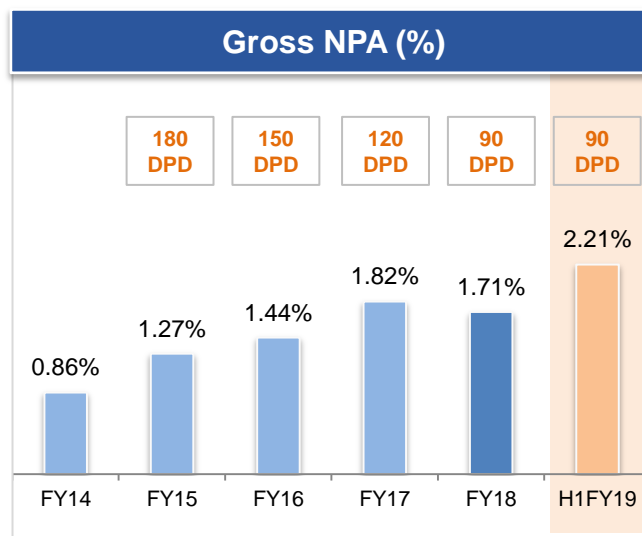
Note : Q2FY18 and Q2FY19 numbers are as per IND AS. Previous years' numbers are as per IGAAP. Half yearly figures are annualized

Through cycles, maintaining superior quality of assets

Quarter ended September 2018



- Asset quality remained sound with GNPA of 2.2% and NNPA of 1.0%
- With implementation of Expected Credit Loss under Ind AS, specific provision coverage on NPAs stands at 53% and on standard assets at 191bps
- The overall portfolio risk is on the decline, as our portfolio mix continues to become more granular
- 85% of our loans are retail in nature and 46% are PSL compliant



	% Portfolio Share	NNPA%	Yield %	Average Ticket Size (₹Lakh)	LTV %
Home Loan	29%	0.6%	9.6%	21.0	69%
Loan Against Property	16%	0.8%	12.5%	64.0	49%
Construction & Real Estate	13%	1.3%	15.1%	1,111.0	49%
Commercial Vehicle	12%	2.9%	14.7%	13.0	79%
Gold	14%	0.3%	17.8%	0.5	67%
Capital Market	4%	0.0%	11.5%	60.0	38%
MSME & others	8%	2.2%	22.5%	7.0	55%
Micro-finance	4%	0.0%	22.5%	0.2	-
Total	100%	1.0%	14.2%		

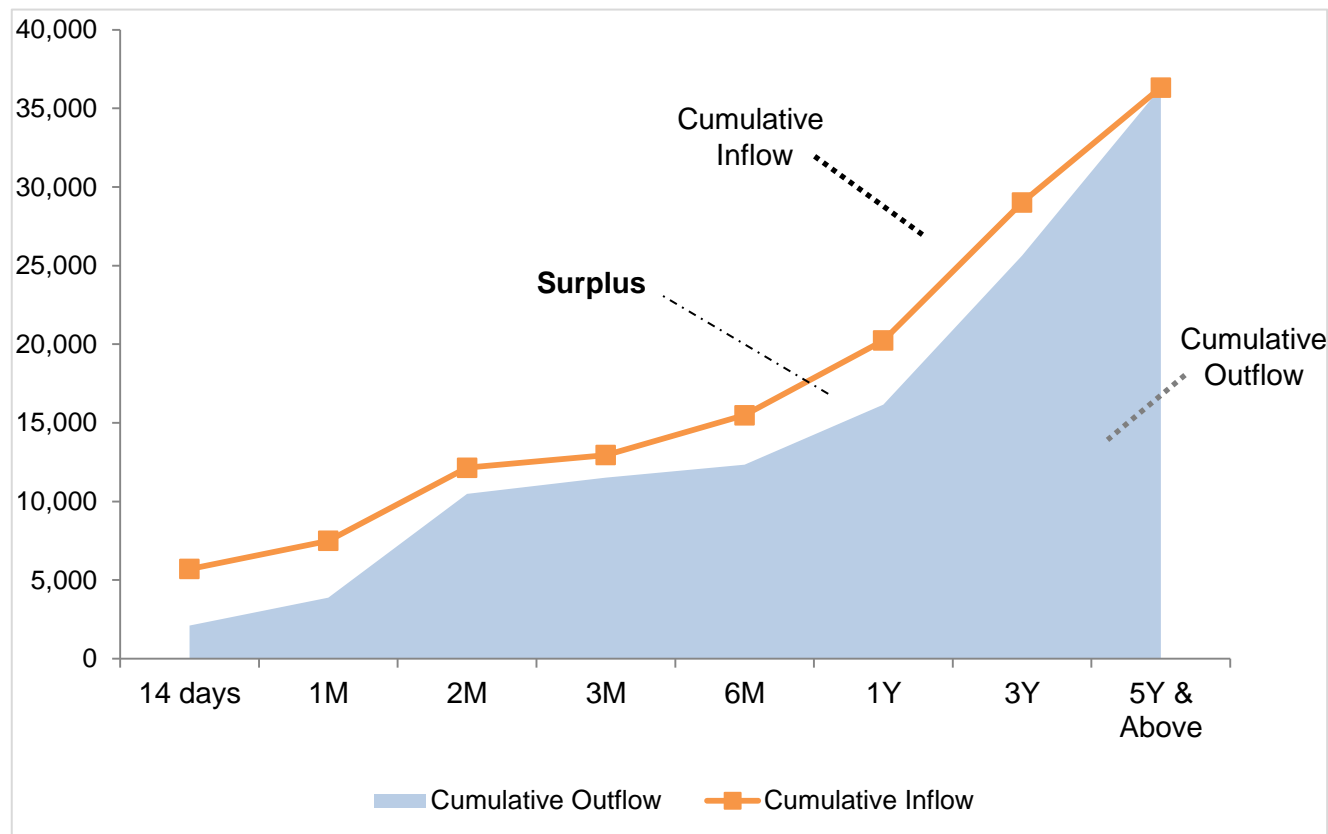
Note : Q2FY18 and Q2FY19 numbers are as per IND AS. Previous years' numbers are as per IGAAP

Comfortable liquidity position

Quarter ended September 2018



- IIFL group repaid and prepaid Commercial Papers worth ₹4,725 Cr in the month of October 2018
- IIFL Finance repaid NCDs worth ₹795 Cr in the month of October 2018
- As at October end, surplus liquidity was ₹2,400 Cr and available but not drawn credit/ credit lines were ₹1,535 Cr
- Securitization/ Assignment of ₹2,000 Cr is expected to be finalized soon



(₹ Crore)	14 days	1M	2M	3M	6M	1Y	3Y	5Y & above
Cumulative Outflow	2,104	3,879	10,481	11,513	12,339	16,158	25,640	36,331
Cumulative Inflow	5,706	7,496	12,149	12,952	15,484	20,235	29,019	36,331
Cumulative Mismatch (CM)	3,602	3,617	1,668	1,439	3,145	4,077	3,379	0
Cumulative Mismatch % of Cum-outflow	171%	93%	16%	13%	25%	25%	13%	0%

Loan maturity pattern

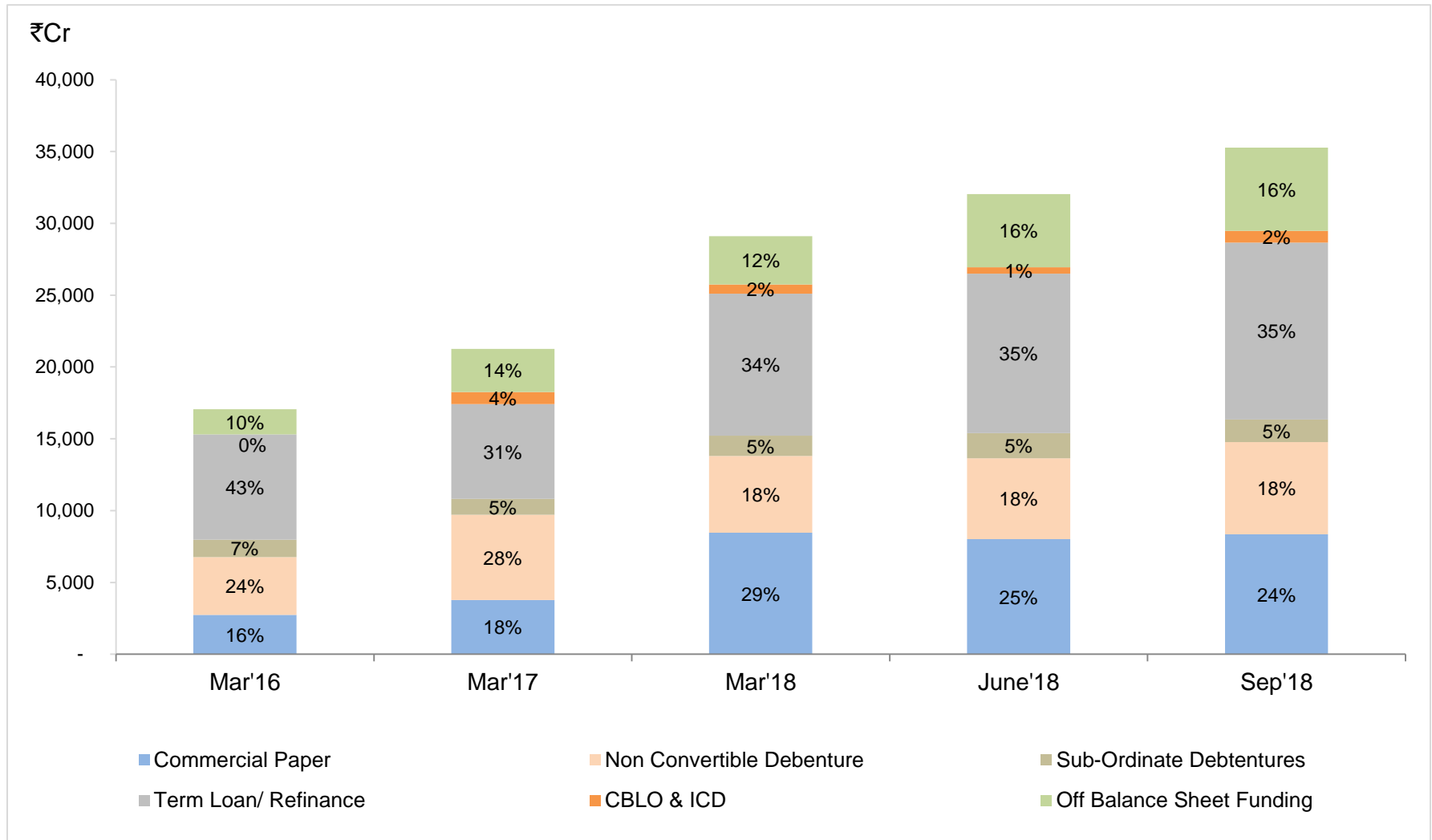
Quarter ended September 2018



As at September 30, 2018	0 – 6m	6m - 1 year	1 to 3 year	> 3 year	Total	Loan Book ₹ Cr
Home loan	13%	7%	26%	54%	100%	9,193
Loan against property	13%	6%	26%	55%	100%	4,639
Construction finance & Real Estate	10%	8%	56%	26%	100%	4,693
Gold	80%	18%	3%	0%	100%	4,038
Capital market	100%	0%	0%	0%	100%	978
Commercial Vehicles	30%	19%	43%	8%	100%	3,295
MSME	29%	23%	44%	5%	100%	2,714
Micro Finance	36%	30%	34%	0%	100%	1,323
Maturity pattern for all products	28%	12%	30%	30%	100%	30,873
Loan Book	8,729	3,652	9,380	9,113		

Well diversified funding mix

Quarter ended September 2018



I: IIFL Group Business Overview

(i) IIFL Finance

(ii) IIFL Wealth

(iii) IIFL Securities

II: Ownership, Management and Governance

IIFL Wealth – Consolidated results (as per IND AS)

Quarter ended September 2018



₹Cr	Q2FY19	Q2FY18	Y-o-Y	H1FY19	H1FY18	Y-o-Y
Assets under advice, management and distribution	1,44,864	1,17,527	23%	1,44,864	1,17,527	23%
Fee based income	232.8	237.0	(2%)	487.1	429.3	13%
Less: Direct Cost	20.5	26.5	(23%)	36.0	40.7	(12%)
Net Commission / Fee Income	212.3	210.5	1%	451.1	388.6	16%
Fund based income	202.1	197.4	2%	375.2	368.8	2%
Less: Interest expense	116.4	142.2	(18%)	239.2	245.0	(2%)
Net fund based income	85.7	55.2	55%	136.0	123.8	10%
Total income	298.0	265.7	12%	587.1	512.4	15%
Employee cost	94.3	96.5	(2%)	198.4	178.9	11%
Other operating expense	46.0	44.1	4%	84.3	78.5	7%
Provision	2.6	(0.6)	n.m.	(1.8)	4.1	n.m.
Total expenses	142.9	140.0	2%	280.9	261.5	7%
Profit before tax	155.1	125.7	23%	306.2	250.9	22%
Provision for taxation	54.5	24.0	127%	96.0	61.8	55%
Profit after tax	100.6	101.7	(1%)	210.2	189.1	11%
Other comprehensive income	(0.8)	(1.1)		0.2	(0.6)	
Deferred tax expense on OCI	(0.3)	(0.4)		0.1	(0.2)	
Total comprehensive income (after tax)	100.1	101.0	(1%)	210.3	188.7	11%

• Effective tax rate (ETR) for Q2FY19 is 35.1% vs 27.5% for Q1FY19 & 19.1% for Q2FY18 due to additional tax on dividend from offshore subsidiary in Q2FY19 & lower weightage of off-shore subsidiaries in total PBT. ETR is higher YoY as marginal tax rate applicable to IIFL Wealth Finance has increased to 34.9% in FY19 compared to 28.8% in FY18.

• Fee income includes carry income of Rs2.2 Cr in 2QFY19, Rs23.9 Cr in Q1FY19 and Rs22.1 Cr in Q2FY18. Adjusted for the same, fee income has grown 11.5% YoY and declined by 2.2% QoQ

• Interest expenses for Q2FY19 are lower by Rs12 Cr versus Q1FY19 due to the effect of capital infusion (in June & Aug'18) of Rs.746 Cr. In addition, interest expense for Q2FY18 was higher by Rs15 Cr on account of MTM effect on structured liability, which subsequently reversed in Q3FY18

IIFL Wealth – Consolidated Balance Sheet

Quarter ended September 2018



ASSETS		As at Sep 30 2018
		Unaudited
1	Financial Assets	
(a)	Cash and cash equivalents	243
(b)	Bank Balance other than (a) above	219
(c)	Derivative financial instruments	1
(d)	Receivables	325
(e)	Loans	6,505
(f)	Investments	1,271
(g)	Other Financial assets (to be specified)	55
2	Non-Financial Assets	
(b)	Current tax assets (Net)	20
(c)	Deferred tax Assets (Net)	17
(f)	Property, Plant and Equipment	45
(g)	Capital work-in-progress	10
(j)	Other Intangible assets	3
(k)	Other non-financial assets (to be specified)	27
3	Assets classified as held for sale	1
Total Assets		8,742

LIABILITIES AND EQUITY		Rs Crore As at Sep 30 2018
		Unaudited
1	Financial Liabilities	
(a)	Derivative financial instruments	1
(b)	Payables	66
(c)	Debt Securities	2,360
(d)	Borrowings (Other than Debt Securities)	2,703
(f)	Subordinated Liabilities	420
(g)	Other financial liabilities(to be specified)	334
2	Non-Financial Liabilities	
(a)	Current tax liabilities (Net)	26
(b)	Provisions	8
3	Equity	
(a)	Equity Share capital	17
(b)	Other Equity	2,807
Total Liabilities and Equity		8,742

IIFL Wealth – IGAAP to IND AS reconciliation

Quarter ended September 2018



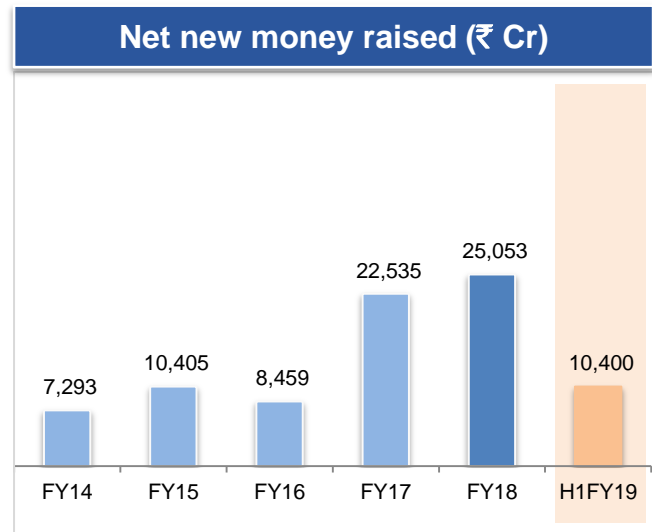
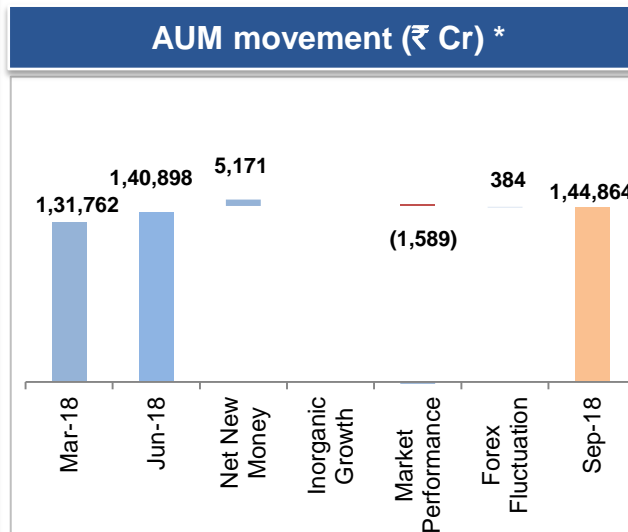
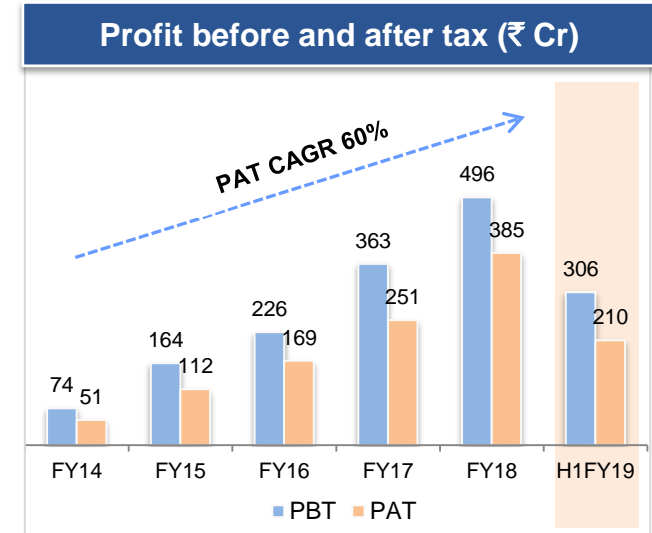
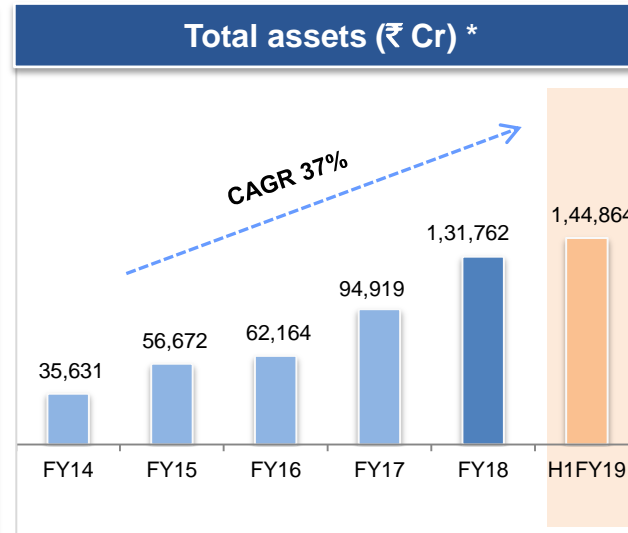
Particulars	Q2FY18	H1FY18	Remarks
Profit after tax as per IGAAP	95.5	182.0	
Add/ (Less)			
Fair valuation of Investments	4.6	9.2	MTM gain on investments recognised in P&L
Effective interest rate on financial liabilities	-	(2.0)	Amortisation of cost incurred on borrowings
Expected credit loss	0.6	(4.1)	
Reclassification of actuarial gains/losses on post-employment benefits to OCI	1.1	0.6	Gain/(loss) on actuarial valuation of retiral benefits to employees
Others			
- ESOPs compensation cost	(0.8)	(1.9)	
- Consolidation of Employee Benefit trust	-	-	
- Standard Asset provision reversal	2.3	7.0	
Deferred tax impact on above adjustments	(1.4)	(1.6)	
Profit after tax as per Ind AS	101.7	189.1	
Other comprehensive income			
Actuarial Gain/ (loss) on employee defined benefit plans	(1.1)	(0.6)	Gain/(loss) on actuarial valuation of retiral benefits to employees
Tax on above transaction	0.4	0.2	
Total comprehensive income	101.0	188.7	

Leading Wealth manager in India

Quarter ended September 2018



- IIFL Wealth offers a broad range of product and services to participate in a larger share of the client wallet, including financial products distribution, advisory, brokerage, asset management, credit solutions and estate planning.
- AuM growth remains robust at 23% y-o-y
- IIFL Wealth has presence in 24 locations across 9 geographies
- Largest fund manager of AIFs. AUM grew 53% y-o-y to ₹13,676Cr



*Offshore FPI advisory assets have been excluded from total assets

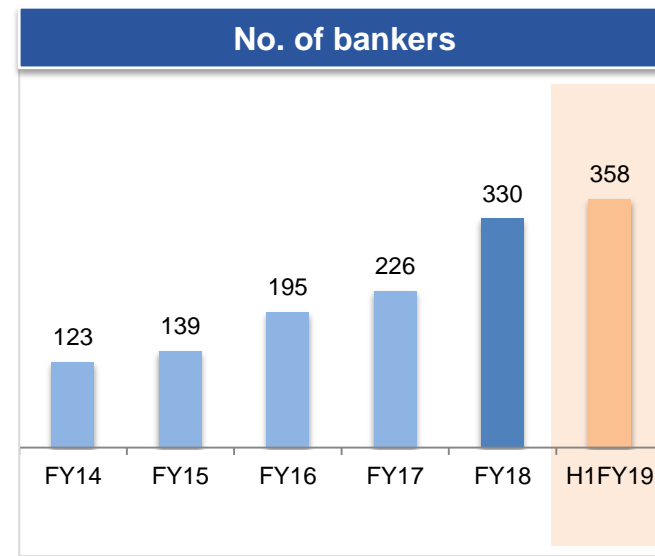
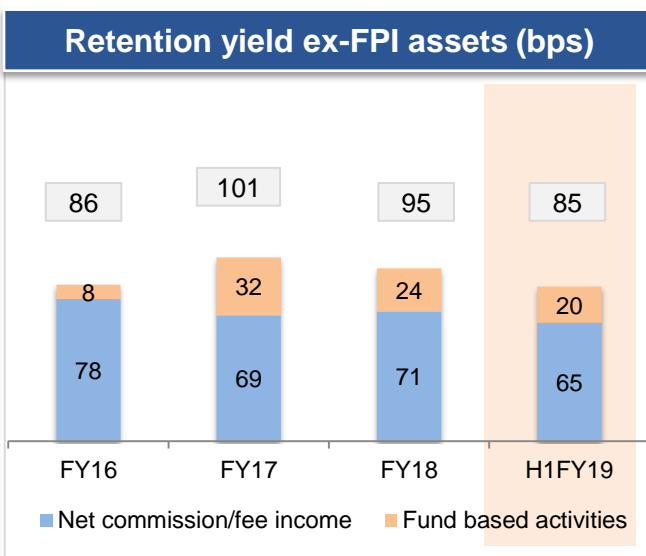
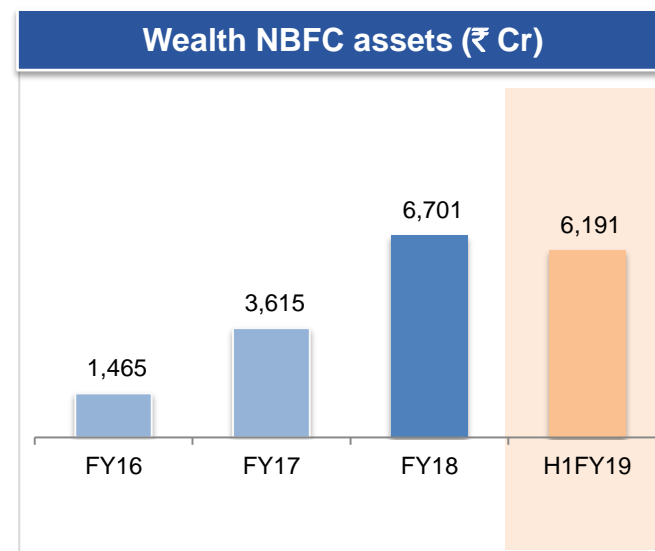
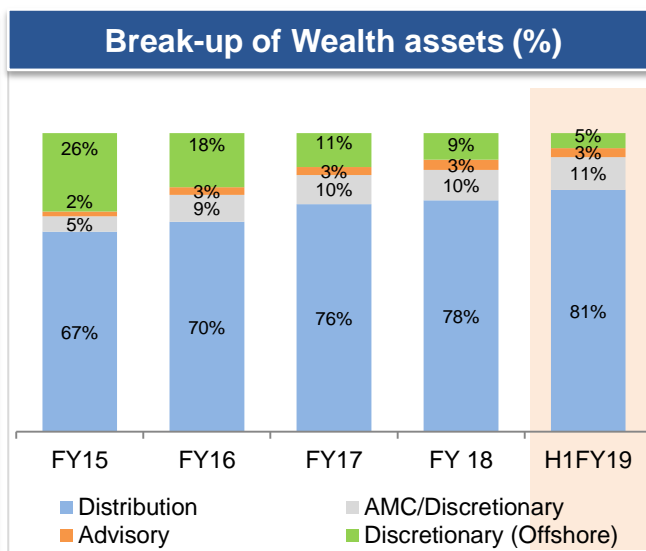
Note : Q2FY18 and Q2FY19 numbers are as per IND AS. Previous years' numbers are as per IGAAP

Broadening advisory and asset management services

Quarter ended September 2018



- Wealth NBFC, which mainly offers loans against securities, grew its loan book 28% y-o-y to ₹6,191Cr
- Hired 10 bankers during Q2FY19, taking the total number to 358, to further drive the growth momentum
- For the quarter ended September 30, 2018, the retention yield stands at 83 bps
- During the quarter, IIFL Wealth has initiated the acquisition of Wealth Advisors India, a Chennai based wealth management firm for a consideration of ₹235 Cr



I: IIFL Group Performance Overview

(i) IIFL Finance

(ii) IIFL Wealth

(iii) IIFL Securities

II: Ownership, Management and Governance

IIFL Securities – Consolidated results (as per IND AS)

Quarter ended September 2018



₹ Cr	Q2FY19	Q2FY18	Y-o-Y	H1FY19	H1FY18	Y-o-Y
Revenue from Operations	225.4	218.1	3%	433.2	422.6	2%
Other income	18.3	31.6	(42%)	32.0	46.5	(31%)
Total income	243.7	249.7	(2%)	465.2	469.1	(1%)
Employee cost	67.1	52.8	27%	126.2	95.1	33%
Finance Cost	42.0	45.1	(7%)	69.2	74.6	(7%)
Depreciation and amortisation expense	10.6	9.1	17%	20.8	17.0	22%
Administration and other expense	52.6	85.8	(39%)	104.7	153.8	(32%)
Total Expenses	172.3	192.8	(11%)	320.9	340.5	(6%)
Profit before tax	71.4	56.9	26%	144.3	128.6	12%
Provision for tax	24.6	19.2	28%	46.1	42.2	9%
Profit after tax	46.8	37.7	24%	98.2	86.4	14%
Other Comprehensive Income	(0.5)	0.1	N.A	1.2	(0.5)	N.A
Total Comprehensive Income	46.3	37.8	23%	99.4	85.9	16%

IIFL Securities – IGAAP to IND AS reconciliation

Quarter ended September 2018



Particulars	Q2FY18	H1FY18	Remarks
Profit after tax as per previous GAAP	62.4	111.3	
Add/(less):			
Fair valuation of Investments	2.0	3.9	MTM gain on investments recognised in P&L
Effective Interest Rate on financial liabilities	(0.3)	(0.5)	Amortisation of cost incurred on borrowings
Expected credit loss	(27.3)	(37.6)	Revised methodology as per IND AS on financial assets.
Reclassification of actuarial gains/losses on post-employment benefits to OCI	(0.1)	0.8	Gain/(loss) on actuarial valuation of retiral benefits to employees
Fair value of stock options	(1.1)	(1.4)	Recognised as employee compensation cost
Due to business combination	(5.6)	-	Impact of 5paisa demerger affected in Sep-17
Others	(1.4)	(2.1)	
Deferred tax impact on above adjustments	9.1	12.0	
Profit after tax as per IND AS (before Other Comprehensive Income)	37.7	86.4	
Other comprehensive income			
Reclassification of actuarial gains/losses on post-employment benefits to OCI	0.1	(0.8)	Gain/(loss) on actuarial valuation of retiral benefits to employees
Deferred tax impact on above adjustments	*(0.0)	0.3	
Total Comprehensive Income	37.8	85.9	

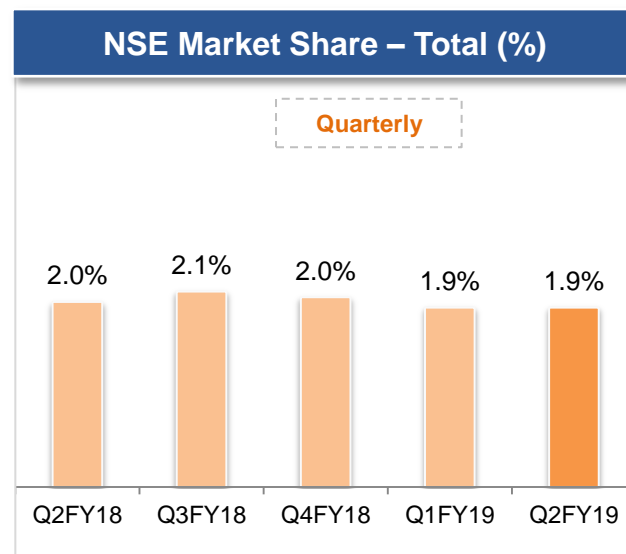
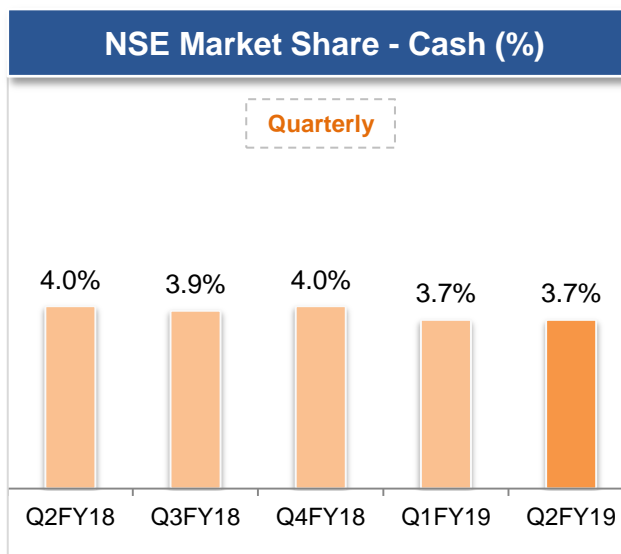
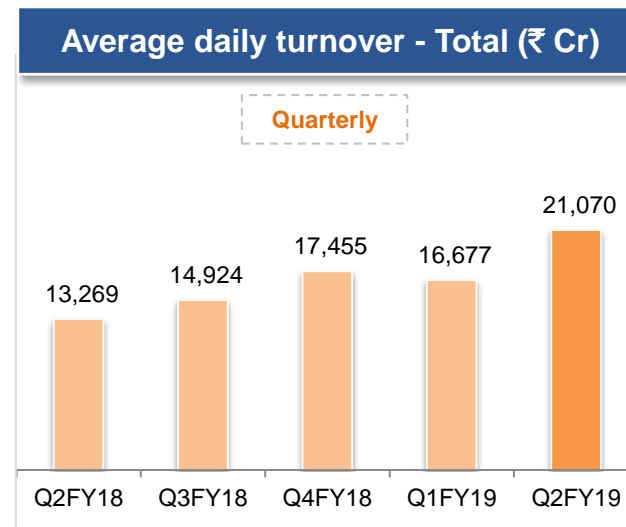
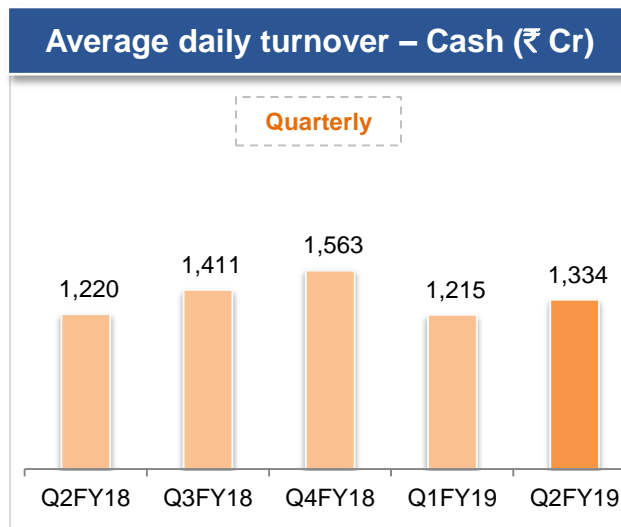
* Less than 1 Lakh

IIFL Securities – Turnover and market share

Quarter ended September 2018



- IIFL is a key player in both retail and institutional segments with a 3.7% share of daily cash turnover
- Average daily cash turnover was up 9% y-o-y to ₹1,334 Cr versus 19% y-o-y growth in exchange cash turnover
- Average daily F&O turnover was up 64% y-o-y to ₹19,736 Cr versus 68% y-o-y growth in exchange F&O turnover
- Total average daily turnover (including F&O) was up 59% y-o-y to ₹21,070 Cr versus 66% y-o-y growth in exchange turnover



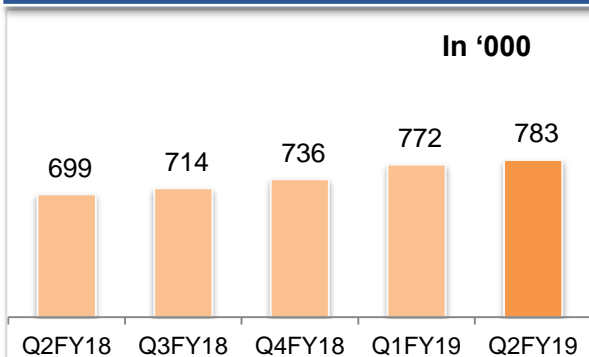
Note - Exchange turnover includes both NSE and BSE turnover for equity segment

Digitization and Research backed institutional and retail equity businesses



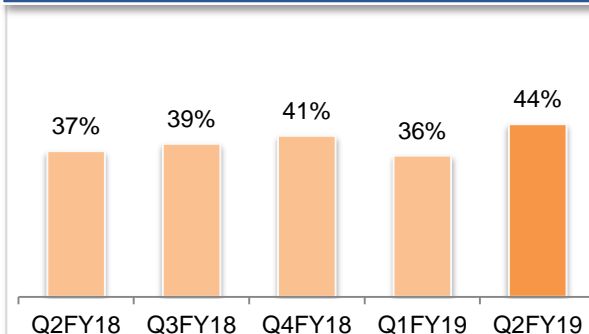
Quarter ended September 2018

Number of retail customers



- Wide network – retail branches, franchisees, sub-brokers and online
- Coverage of 500+ stocks
- Mobile brokerage ~44% of total

Mobile trading clients (% of total)



Distinguished Apps

IIFL Markets



21,20,000 downloads



Highest rated (4.3) and Most downloaded stock trading app amongst peers

- 1000+ market and stock related news notifications
- Launched new features : (i) Portfolio of big bulls of Indian stock market like Rakesh Jhunjhunwala . (ii) Trade multiple orders (Bracket and Cover order), VTD functionality.

IIFL Mutual Funds



- **Rated 4.3**
- Watch list feature for tracking performance of selected schemes
- Real time lead creation of Guest Users

Internationally acclaimed research



India Steel
A detailed report highlighting industry consolidation & expansion



India FMCG
The report details the in and out of the dairy sector

- Pedigreed institutional equities team comprising 25 analysts and 200+ stocks under coverage
- Stellar track record in block placements with institutional investors
- Known for market leading distribution franchise across investor segments









Investment Banking has made significant strides

Quarter ended September 2018



- Investment Banking continued to record a strong performance
- 4 transactions were completed this quarter across various products
- 6 DRHPs across a variety of sectors were filed

Marquee Issues

<p>HDFC Asset Management</p> <p>IPO</p>  <p>₹2,800 Cr July 2018</p>	<p>Credit Access Grameen</p> <p>IPO</p>  <p>₹1,131 Cr August 2018</p>	<p>HDFC Bank</p> <p>QIP</p>  <p>₹2,775 Cr August 2018</p>	<p>NSE</p> <p>Private Advisory National Stock Exchange</p> <p>₹274 Cr September 2018</p>	
<p>Varroc Engineering</p> <p>IPO</p>  <p>₹1,955 Cr (June 2018)</p>	<p>Dewan Housing Finance</p> <p>Public Issue of NCD</p>  <p>₹10,945 Cr (May 2018)</p>	<p>ICICI Lombard General Insurance</p> <p>IPO</p>  <p>₹5,700 Cr (September 2017)</p>	<p>State Bank of India</p> <p>QIP</p>  <p>₹15,000 Cr (June 2017)</p>	<p>IRB InvIT Fund</p> <p>IPO</p>  <p>₹5,033 Cr (May 2017)</p>

I: IIFL Group Business Overview

(i) IIFL Finance

(ii) IIFL Wealth

(iii) IIFL Securities

II: Ownership, Management and Governance

IIFL Holdings Ltd

(Listed co. | Bloomberg Code: IIFL IN)

Three key operating businesses - Multiple subsidiaries to comply with all applicable regulators

IIFL Finance

Loan AUM

₹36,373 Cr retail focused diversified loan assets

Products

Home, LAP, Gold, Commercial Vehicle, SME and Micro Finance loans

Financials Q2FY19

Income ₹577 Cr
Profit after tax ₹161 Cr

Minority Shareholders

CDC Group plc - 15.4%

IIFL Wealth

Wealth Assets

₹1,44,864 Cr from 10,000+ high networth families

Products

Family office, AIFs, advisory and distribution services

Financials Q2FY19

Income ₹ 298 Cr
Profit after tax ₹100 Cr

Minority Shareholders

General Atlantic - 22.0%
Institutional investors – 4.6%
Employees – 20.1%

IIFL Securities

Customers and network

24 lakh customers serviced from 1,300+ locations

Products

Retail and institutional broking, investment banking

Financials Q2FY19

Income ₹244 Cr
Profit after tax ₹46 Cr

Minority Shareholders

Nil

Notes – (i) Income is net of interest expense (ii) PAT is pre-minority (iii) Loan/Wealth assets as at September 30, 2018

(iv) Q2FY19 numbers are as per IND AS.

Consistent Vision and Values since inception for the foundation of corporate culture



Vision

“To become the Most Respected Company in the financial services space”

Vision 2020*

Doubling

Revenue 2x
Net profit 2.5x
over FY16-FY20



Durability

Reducing volatility and
cyclicality of earnings in all
businesses



De-risking

Diversifying revenue
sources with focus on
financial services

Values

Fairness

Fairness in our transactions with
all stakeholders including
employees, customers, and
vendors, bereft of fear or favour

Integrity

Integrity and honesty of the
utmost nature, in letter, in spirit,
and in all our dealings with
people, internal or external

Transparency

Transparency in all our dealings
with stakeholders, media,
investors, and the public at large

*The information is based on management's internal goals and is subject to change without notice. The actual performance can be materially different.

Distinguished Board of Directors



IIFL Holdings – Board of Directors



Nirmal Jain, Executive Chairman

- MBA from IIM Ahmedabad, rank-holder CA and Cost Accountant
- Founded and led IIFL since 1995



R Venkataraman, Managing Director

- MBA from IIM Bangalore, B-Tech from IIT Kharagpur
- Co-promoter of IIFL since 1999



Nilesh Vikamsey, Independent Director

- Senior Partner at Khimji Kunverji & Co
- Past President of The Institute of Chartered Accountants of India



A K Purwar, Independent Director

- Former Chairman, State Bank of India



S Narayan, Independent Director

- Former finance secretary, former economic advisor to Prime Minister



C Ratnaswami, Non-Executive Director

- MD of Hamblin Watsa, subsidiary of Fairfax



Kranti Sinha, Independent Director

- Former CEO of LIC Housing Finance



Geeta Mathur, Independent Director

- CFO of Helpage India

NBFC



V. K. Chopra

- Chairman, India Infoline Finance Ltd
- Former Whole-Time Member, SEBI



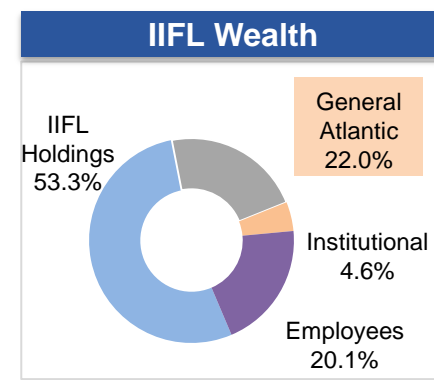
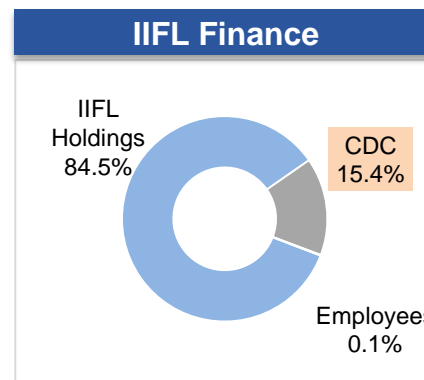
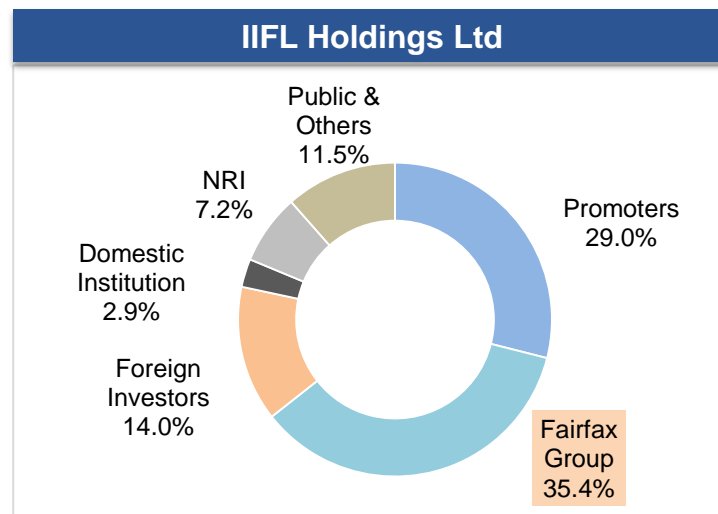
S. Sridhar

- Chairman, India Infoline Housing Finance Ltd
- Former Chairman, NHB

Management team with rich domain experience and ownership

Chairman	Nirmal Jain
Managing Director	R. Venkataraman
IIFL Finance	Sumit Bali
IIFL Home Finance	Monu Ratra
IIFL Wealth	Karan Bhagat
Offshore Asset Management	Amit Shah
Institutional Equities	H. Nemkumar
Investment Banking	Nipun Goel
PMS & Retail Broking	Arindam Chanda
Realty Services	Balaji Raghavan
Finance	Prabodh Agrawal
Compliance	R. Mohan
Company Secretary	Gajendra Thakur
Strategy	Aniruddha Dange

Marquee Investors



Notes : Shareholding pattern as at September 30, 2018

IIFL's brand and credibility are substantiated by multiple awards



IIFL Securities won 'Best Financial Advisory services for NRI's' Award at Qadat Al Tagheer Awards at the UAE-India Economic Forum

IIFL Home Finance won Most Promising Brand for Housing Finance from Times Network

ET Now and Broadcast One recognised IIFL Group as "Disruptors" in the financial services industry

IIFL Home Finance Awarded 2nd Best Performing Primary Lending Institution under CLSS for EWS/LIG

Times Now recognised IIFL Foundation in its broadcast special "India Indeed – The Power of Giving Back"

IIFL Human Resources Team received

- Best Creative Engaged Employee Plan
- Best Company Culture
- Best Company for SMART Technology

at the Engagement & Experience Summit 2018

IIFL Wealth received Best Private Bank India 2018 at The Asset Triple A Award for the 8th time in a row

IIFL Wealth received

- Best Wealth Management Company,
- Wealth Management Thought Leader,
- Best Alternative Investment Fund
- Outstanding Initiative for CSR

at the International Wealth Management of India's inaugural India Wealth Awards 2018 (IWA)

Corporate Social Responsibility



Sakhiyon ki Baadi

An initiative undertaken in rural, remote areas of Rajasthan, to promote education of out-of-school and illiterate girls.

Activities at SKB:

Go – Green Campaign : To plant one tree by each individual, in their backyards/farms and to nurture it all around the year. The campaign saw phenomenal participation from the community. Numerous Sarpanchs (Head of a village) stepped ahead to donate saplings of various species of trees.

9,780
Trees
planted

11,147
Girls
participated



School for less privileged supported by IIFL Foundation – Mumbai

A school from Kandivali East (Mumbai) got a new lease of life, upon support from IIFL Foundation.

At present, 180 students benefit in the primary section, 25 in Kindergarten, 350 in Secondary Section & 50 in Junior College.



Medical Camp – Pandharpur, Maharashtra

Every year, over 12 Lakh Pilgrims (Warkaries) from various parts of Maharashtra and neighbouring states visit Pandharpur for pilgrimage.

For the 3rd consecutive year, IIFL Foundation conducted a 10-day long preventive health camp at Pandharpur to serve a large cross-section of devotees. Over 52,000 pilgrims availed various medical services to address various ailments this year.



Financial Literacy Centre – Bankura, Kolkata

IIFL Foundation has started a Financial Learning centre at Latiaboni Gram Panchayat in Bankura District of Kolkata.

This centre uses a combination of educational videos, experiential learning and financial planning tools to drive home key messages & benefits of using formal financial services.

7,105
Participants

300
Sessions
conducted



Thank you

Published in November 2018 © IIFL Holdings Ltd 2018-19.

IIFL Holdings Ltd. All rights reserved. Regd. Off: IIFL House, Sun Infotech Park, Road No. 16V, Plot No.B-23, Thane Industrial Area, Wagle Estate, Thane – 400604.

Tel.: +(91 22)4007 7000 Fax: 2685 0451.

This report is for information purposes only and does not construe to be any investment, legal or taxation advice. It is not intended as an offer or solicitation for the purchase and sale of any financial instrument. Any action taken by you on the basis of the information contained herein is your responsibility alone and IIFL Holdings Ltd (hereinafter referred as IHL) and its subsidiaries or its employees or directors, associates will not be liable in any manner for the consequences of such action taken by you. We have exercised due diligence in checking the correctness and authenticity of the information contained herein, but do not represent that it is accurate or complete. IHL or any of its subsidiaries or associates or employees shall not be in any way responsible for any loss or damage that may arise to any person from any inadvertent error in the information contained in this publication. The recipients of this report should rely on their own investigations. IHL and/or its subsidiaries and/or directors, employees or associates may have interests or positions, financial or otherwise in the securities mentioned in this report.