



# RACL Geartech Ltd.

Corporate Office

B-9, Sector-3, Noida, Uttar Pradesh-201301, INDIA

Phone: +91-120-4588500 Fax: +91-120-4588513

Web: [www.raclgeartech.com](http://www.raclgeartech.com) E-mail: [info@raclgeartech.com](mailto:info@raclgeartech.com)

24<sup>th</sup> June, 2022

**Listing Department**  
**BSE Limited**  
25<sup>th</sup> Floor, P. J. Towers,  
Dalal Street,  
Mumbai - 400 001

**Scrip Code: 520073**

**Subject: Investors Conference Call and Investor Presentation**

Dear Sir/Madam,

Pursuant to Regulation 30 of the SEBI (Listing Obligations and Disclosure Requirements) Regulations, 2015, it is hereby informed that the Company conducted an Investors Conference Call on 24<sup>th</sup> June, 2022. The Investor Presentation for the same is annexed herewith. The Audio Recording of the Conference Call has been voluntarily placed on the Website of the Company at [www.raclgeartech.com](http://www.raclgeartech.com).

This is for your information and record please.

Thanking You,

**For RACL Geartech Limited**

  
**Shagun Bajpai**  
Company Secretary & Compliance Officer

Registered Office

15th Floor, Eros Corporate Tower, Nehru Place, New Delhi-110019, INDIA

Phone: +91-11-66155129

CIN: L34300DL1983PLC016136

D-U-N-S Number: 65-013-7086



ISO 9001 - 2015  
ISO 14001 - 2015  
ISO 45001 - 2018  
IATF 16949 - 2016



# ANNUAL FINANCIAL PERFORMANCE

## FY 2021-22

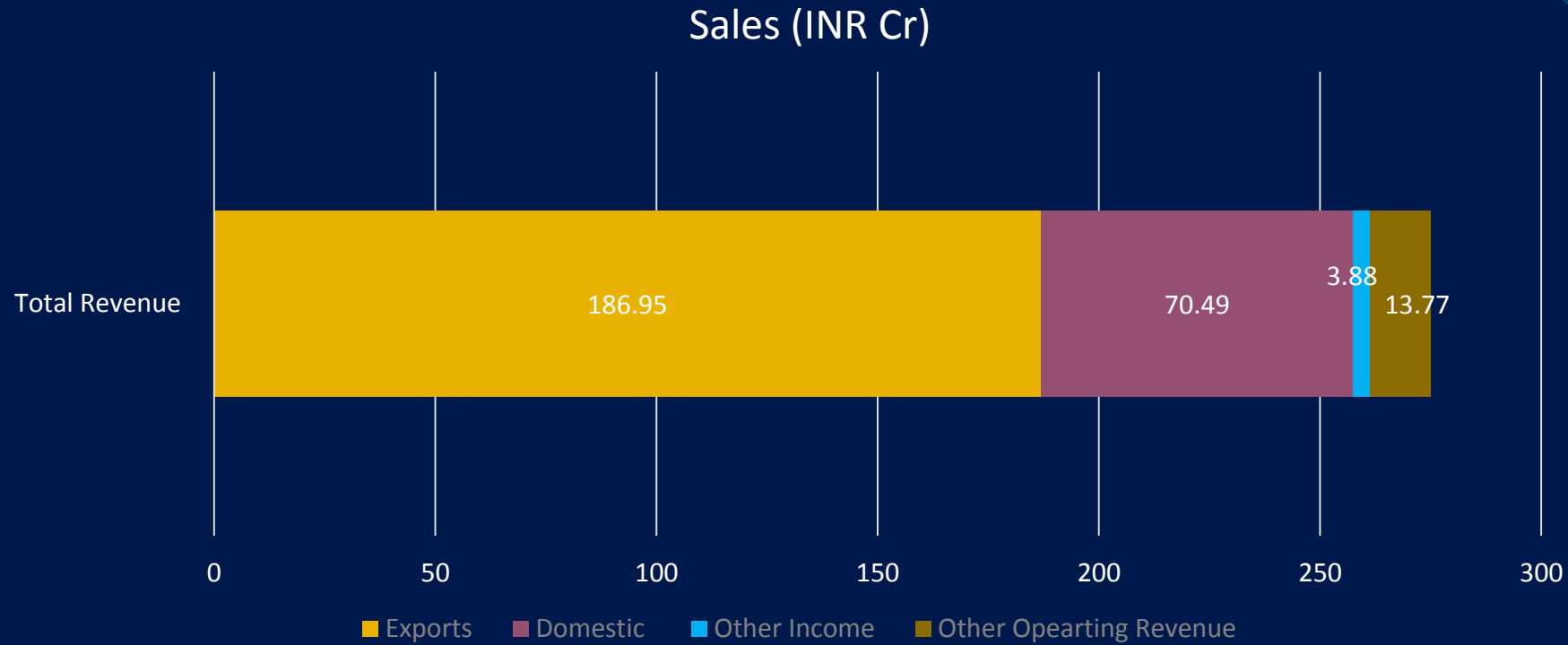
RACL Geartech Limited

# DISCLAIMER

The information provided in this presentation pertaining to RACL Geartech Limited ("RACL" or the "Company"), its business assets, strategy and operations is for general informational purposes only and is not a formal offer to sell or a solicitation of an offer to buy any securities, options, futures, or other derivatives related to securities in any jurisdiction and its content is not prescribed by securities laws. Information contained in this presentation should not be relied upon as advice to buy or sell or hold such securities or as an offer to sell such securities. While the information in this presentation is believed to be accurate and reliable, RACL and its agents, advisors, directors, officers, employees and shareholders make no representation or warranties, expressed or implied, as to the accuracy of such information and RACL expressly disclaims any and all liability that may be based on such information or errors or omissions thereof. RACL reserves the right to amend or replace the information contained herein, in part or entirely, at any time, and undertakes no obligation to provide the recipient with access to the amended information or to notify the recipient thereof.

# Our Standalone Performance

Total Revenue for FY 21-22



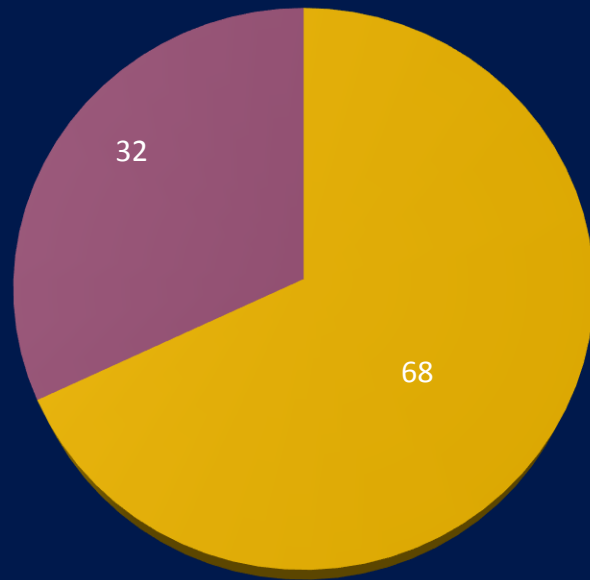
**TOTAL SALES : 275.09 CRORE**

# Our Standalone Performance

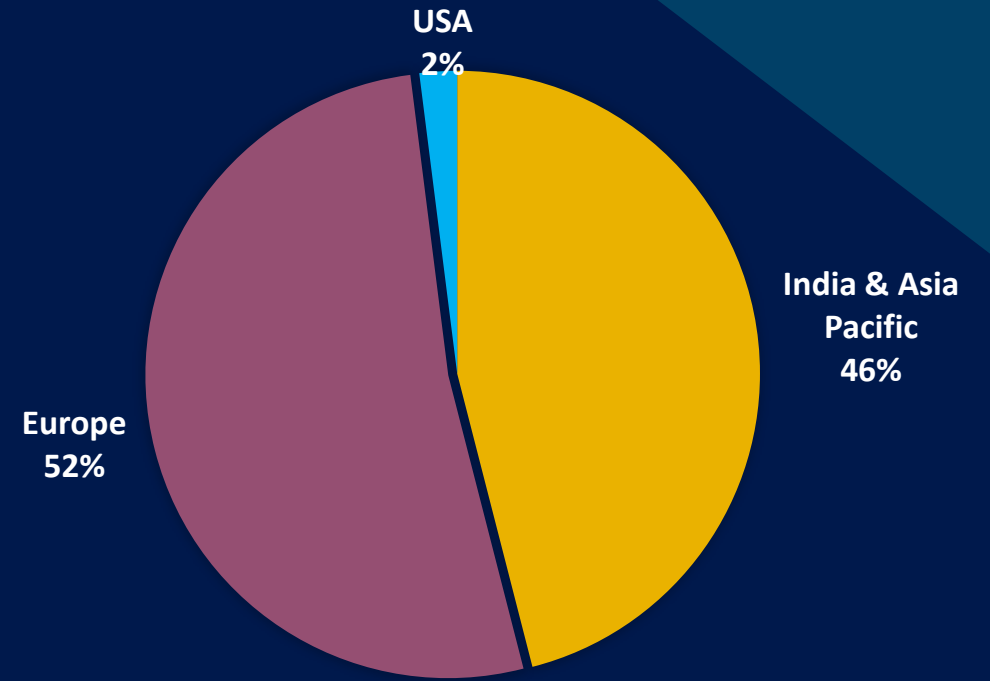
Business Share for FY 21-22



Sales Segment



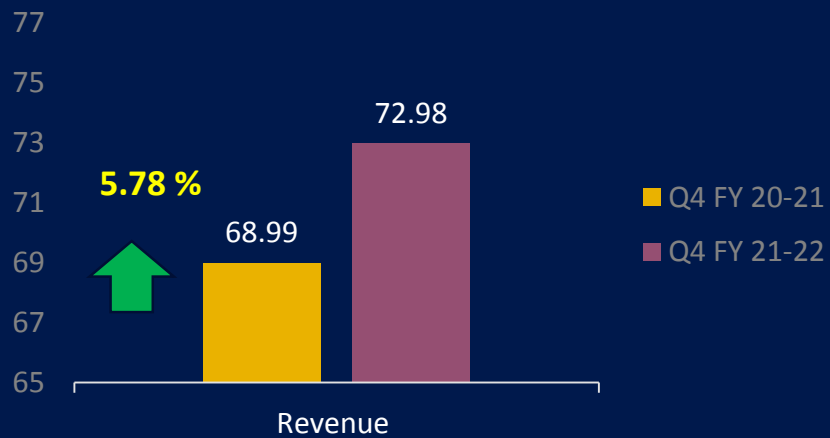
■ Exports ■ Domestic



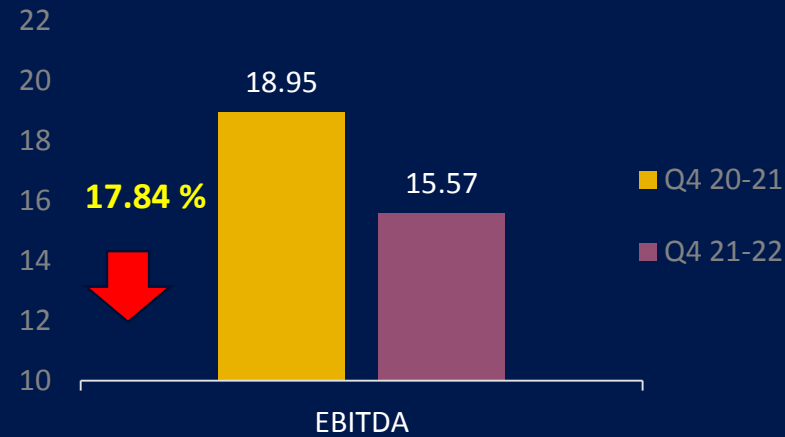
# Our Standalone Performance

Q4oQ4 Sales & Profitability for FY 21-22

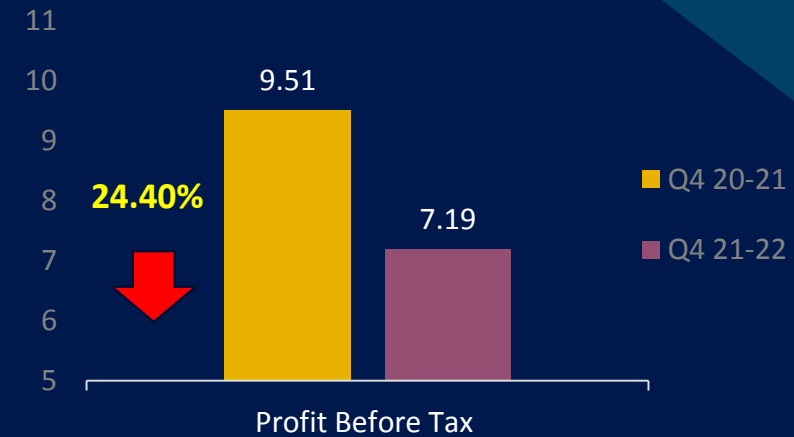
### QoQ Sales (INR Cr)



### QoQ EBITDA (INR Cr)



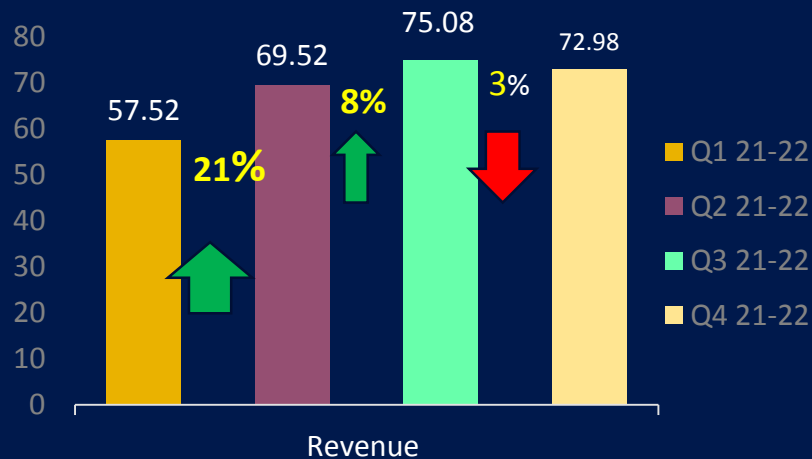
### QoQ PBT (INR Cr)



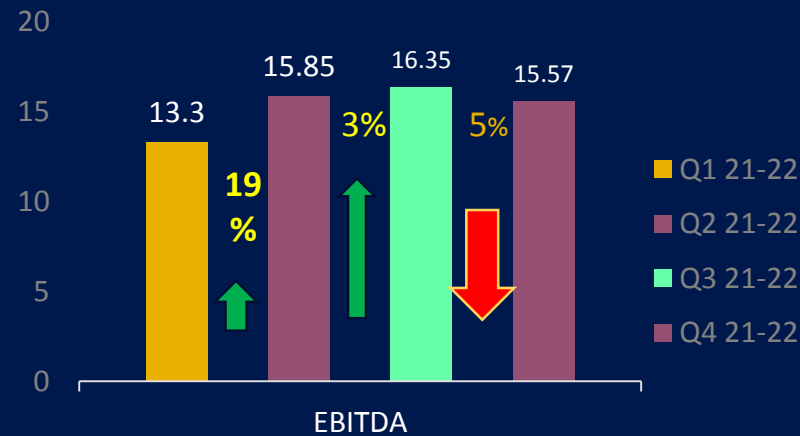
# Quarterly Comparison

Standalone Q1 Vs. Q2 Vs. Q3 Vs. Q4 Sales & Profitability for FY 21-22

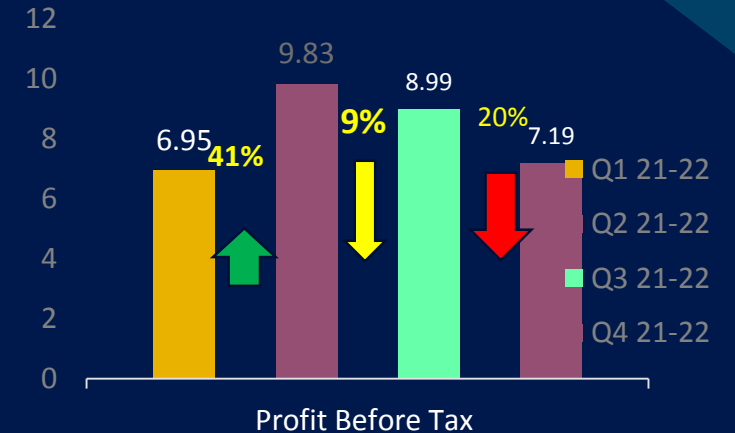
### Revenue (INR Cr)



### EBITDA (INR Cr)



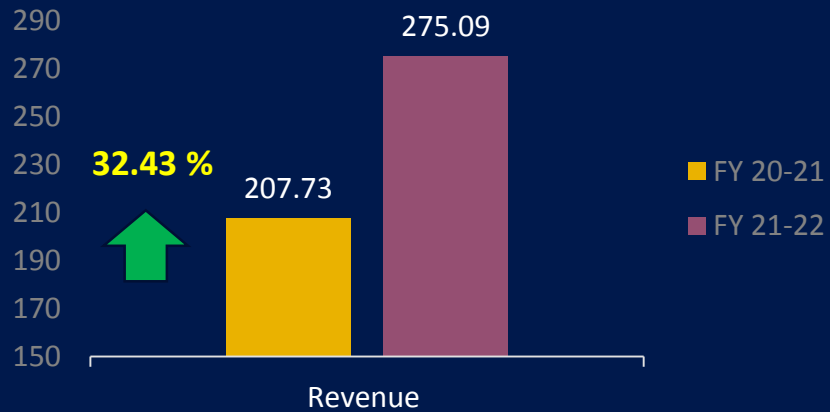
### PBT (INR Cr)



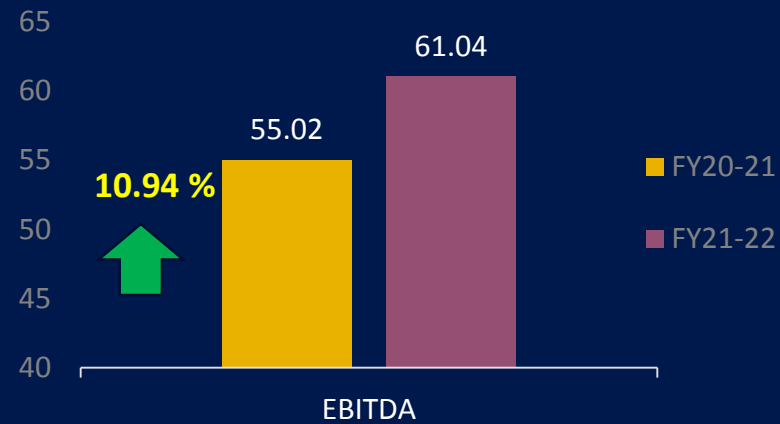
# Our Standalone Performance

YOY Sales & Profitability for FY 21-22

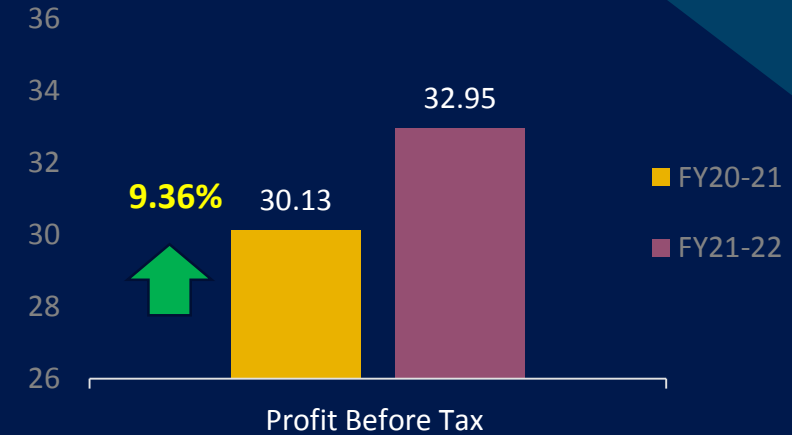
### YoY Sales (INR Cr)



### YoY EBITDA (INR Cr)



### YoY PBT (INR Cr)





# Our Performance

Key Ratio's for FY 21-22



Name	FY 21-22	FY 20-21
Current Ratio	1.22	1.24
Debt Equity	1.25	1.00
Interest Coverage	4.93	6.50
Asset Turnover	1.52	1.47
Assets to Debt	2.17	2.56
DSCR	1.49	1.12
Debt/EBITDA	2.67	1.94

Debt Exposure	FY 21-22 (INR Cr)	FY 20-21 (INR Cr)
Total Debt	163.45	107.12
Increase in Debt	52.59%	22.97%
Addition of Fixed Asset	57.18	49.79

# Our Performance

Key Ratio's for FY 21-22

## Inventory

- Days 20-21: 75
- Days 21-22: 67

## Receivable

- Days 20-21: 98
- Days 21-22: 89

## Payables

- Days 20-21: 67
- Days 21-22: 57

Cash Conversion Days 20-21: 106 days

Cash Conversion Days 21-22: 99 days



**Thank You.**