

31<sup>st</sup> January 2024.

**National Stock Exchange of India Limited,**  
“Exchange Plaza”,  
Bandra-Kurla Complex, Bandra (East),  
Mumbai-400051.

**BSE Limited,**  
P.J. Towers,  
Dalal Street,  
Mumbai-400001.

Dear Sirs,

**Sub.: Suzlon announces Q3 FY24 Results.**

In continuation to our letter of even date, enclosed please find the following:

- (a) press release in the subject matter; and
- (b) presentation in the subject matter;

the copy of both of which are available on the website of the Company ([www.suzlon.com](http://www.suzlon.com)).

This is for your information as also for the information of your members and the public at large.

Thanking you,

Yours faithfully,  
**For Suzlon Energy Limited**

**Geetanjali S.Vaidya,**  
**Company Secretary.**

Encl.: As above.

For Immediate Release

31<sup>st</sup> January 2024

## Suzlon announces Q3 FY24 Results

- Revenue of ₹ 1,553 crores in Q3 FY24
- EBITDA of ₹ 248 crores in Q3 FY24 and EBITDA margin of 15.9%
- PAT of ₹ 203 crores in Q3 FY24, Y-o-Y growth of 2.6 times

**Pune, India:** Suzlon Group, India's largest renewable energy solutions provider, announced its third quarter results for the financial year 2023-24 (Q3 FY24).

**Girish Tanti, Vice Chairman, Suzlon Group,** said, *"In Q3 of FY24, we concluded 2023 on a strong note. The quarter showcased impactful policies propelling India's renewable energy vision ahead."*

*"At Suzlon, we've witnessed a pivotal year of foundational growth, and in Q3 of FY24, we've solidified this foundation with a robust performance and a substantial influx of new orders from our marquee customers. We deeply appreciate the trust bestowed upon us by our customers and eagerly anticipate collaborating with them to realize their green energy aspirations. The coming decade holds immense promise for renewables globally, and we are on track to strengthen all our strategic pillars to seize this opportunity from a position of strength".*

**JP Chalasani, Chief Executive Officer, Suzlon Group,** said, *"In Q3 FY24, our performance aligns seamlessly with our strategic objectives. We have seen a good in-flow of high-value orders, a testament to the quality of our offerings. During this quarter, our primary emphasis has been on the efficient execution of our order book. Our top priority is to drive operational excellence with unwavering focus towards creating substantial value for all our stakeholders."*

*"Our service business continues to do well. We are concentrating our efforts towards creating a better customer experience, a stronger organization and management structure in our service business in line with expected growth of the sector."*

**Himanshu Mody, Chief Financial Officer, Suzlon Group,** said, *"In Q3 FY24 we have seen consistent improvement in performance across parameters with healthier margins, a net cash position and higher YoY EBITDA. We continued our streak with another profitable quarter reporting a consolidated PAT of Rs. 203 crores. Another highlight of the quarter was securing non-fund based working capital lines from REC which was a critical for a faster ramp-up of our operations and improve utilization of installed capacities."*

*“Looking at the larger picture of the sector in India, I believe that we have come back to strength at the right time to enable the Company to participate in the nation’s energy transition journey with more conviction and ambition.”*

**Suzlon Group Q3 FY24 at a glance (consolidated):**

- **Revenue**
  - Q3 FY24 ₹ 1,553 crores
- **Operating Performance**
  - EBITDA: ₹ 248 crores in Q3 FY24; EBITDA margin at 15.9%
- **PAT** of ₹ 203 crores in Q3 FY24

---

**About The Suzlon Group**

The Suzlon Group is one of the leading renewable energy solutions providers in the world with ~20.5 GW\* of wind energy capacity installed across 17 countries. Headquartered at Suzlon One Earth in Pune, India; the Group comprises of Suzlon Energy Limited (NSE: SUZLON & BSE: 532667) and its subsidiaries. A vertically integrated organisation, with in-house research and development (R&D) centres in Germany, the Netherlands, Denmark and India, Suzlon’s world-class manufacturing facilities are spread across multiple locations in India. With over 28 years of operational track record, the Group has a diverse workforce of over 6,300 employees. Suzlon is also India’s No. 1 wind energy service company with the largest service portfolio of over 14.5 GW in wind energy assets. The Group has ~6 GW of installed capacity outside India. Suzlon offers a comprehensive product portfolio led by the 2 MW and 3 MW series of wind turbines.

*\*Global installations of Suzlon manufactured wind turbine generators. Data as on 31<sup>st</sup> December 2023*

<b>Press Contact Suzlon Group</b>	<b>Investor Relations Contact Suzlon Group</b>
Jeetendra Nalawade Corporate Communications, Suzlon Group Mobile: +91.89998 05770 E-mail: <a href="mailto:communications@suzlon.com">communications@suzlon.com</a>	Krishna Kumar Investor Relations, Suzlon Group Phone: +91.90286 56440 E-mail: <a href="mailto:investorrelations@suzlon.com">investorrelations@suzlon.com</a>

Suzlon corporate website: [www.suzlon.com](http://www.suzlon.com) Follow us on Social media:  

# Suzlon Energy Limited Investor Presentation Q3, FY24

31<sup>st</sup> January 2024



**Great  
Place  
To  
Work<sup>®</sup>**

**Certified**  
DEC 2023 – DEC 2024  
INDIA

# Disclaimer

---

*This presentation and the accompanying slides (the "Presentation"), which have been prepared by Suzlon Energy Limited (the "Company") solely for information purposes DOES not constitute any offer, recommendation or invitation to purchase or subscribe for any securities, and shall not form the basis of or be relied on in connection with any contract or binding commitment whatsoever. The Presentation is not intended to form the basis of any investment decision by a prospective investor. No offering of securities of the Company will be made except by means of a statutory offering document containing detailed information about the Company.*

*This Presentation has been prepared by the Company based on information and data which the Company considers reliable, but the Company makes no representation or warranty, express or implied, whatsoever, and no reliance shall be placed on, the truth, accuracy, reliability or fairness of the contents of this Presentation. This Presentation may not be all inclusive and may not contain all of the information that you may consider material. Any liability in respect of the contents of, or any omission from, this Presentation is expressly excluded. In particular, but without prejudice to the generality of the foregoing, no representation or warranty whatsoever is given in relation to the reasonableness or achievability of any projections contained in the Presentation or in relation to the bases and assumptions underlying such projections and you must satisfy yourself based on your objectives of the reasonableness, completeness achievability and accuracy thereof.*

*Certain matters discussed in this Presentation may contain statements regarding the Company's market opportunity and business prospects that are individually and collectively forward-looking statements. Such forward-looking statements are not guarantees of future performance and are subject to known and unknown risks, uncertainties and assumptions that are difficult to predict. These risks and uncertainties include, but are not limited to, the performance of the Indian economy and of the economies of various international markets, the performance of the wind power industry in India and world-wide, the Company's ability to successfully implement its strategy, the Company's future levels of growth and expansion, technological implementation, changes and advancements, changes in revenue, income or cash flows, the Company's market preferences and its exposure to market risks, as well as other risks. The Company's actual results, levels of activity, performance or achievements could differ materially and adversely from results expressed in or implied by this Presentation. The Company assumes no obligation to update any forward-looking information contained in this Presentation. Any forward-looking statements and projections made by third parties included in this Presentation are not adopted by the Company and the Company is not responsible for such third party statements and projections.*

*No responsibility or liability is accepted for any loss or damage howsoever arising that you may suffer as a result of this Presentation and any and all responsibility and liability is expressly disclaimed by the Management, the Shareholders and the Company or any of them or any of their respective directors, officers, affiliates, employees, advisers or agents.*

*No offering of the Company's securities will be registered under the U.S. Securities Act of 1933, as amended (the "Securities Act"). Accordingly, unless an exemption from registration under the Securities Act is available, the Company's securities may not be offered, sold, resold, delivered or distributed, directly or indirectly, into the United States or to, or for the account or benefit of, any U.S. Person (as defined in regulation S under the Securities Act).*

*The distribution of this document in certain jurisdictions may be restricted by law and persons into whose possession this presentation comes should inform themselves about and observe any such restrictions. Any failure to comply with these restrictions may constitute a violation of the laws of such jurisdiction.*

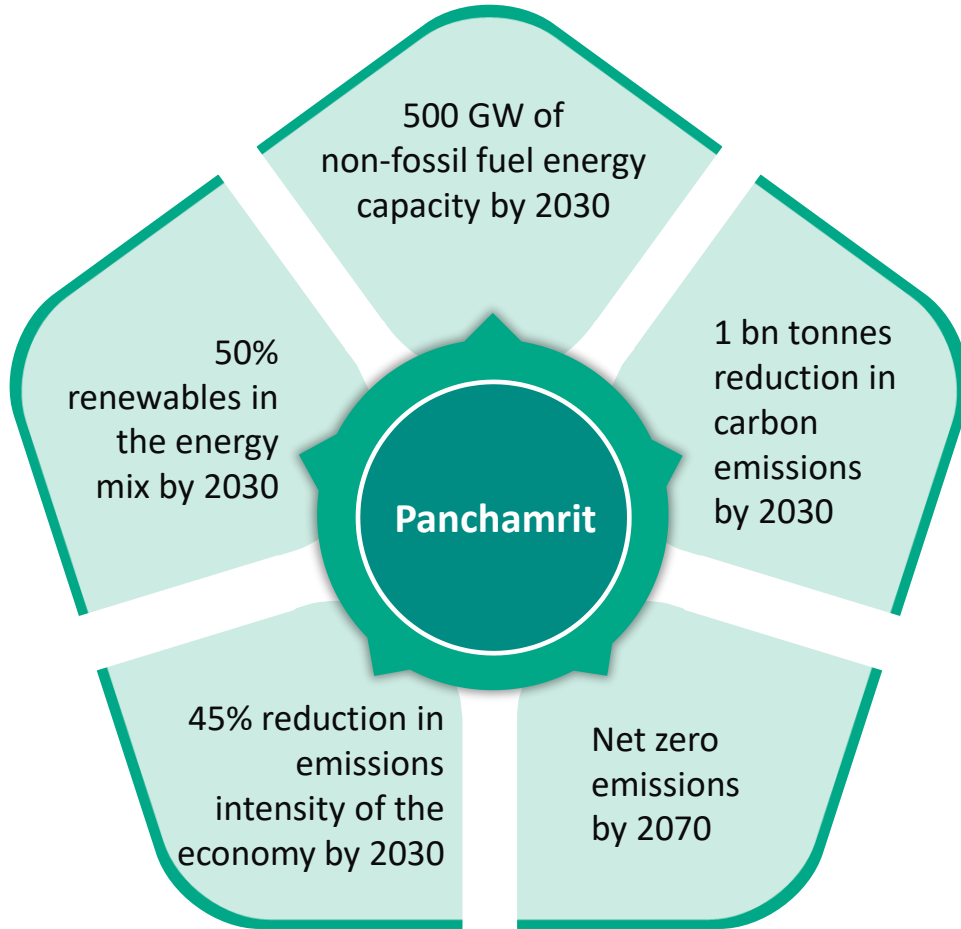
# INDUSTRY OUTLOOK

---

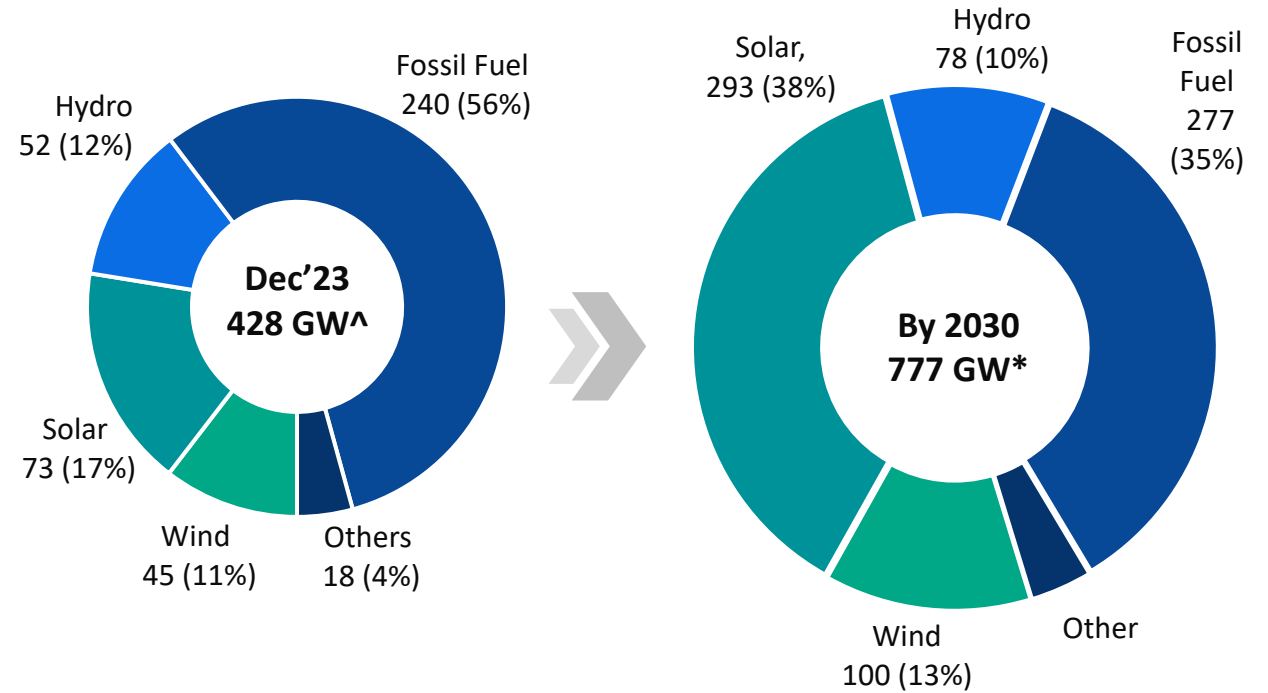
SUZLON  
STRENGTHS

FINANCIAL  
PERFORMANCE

# Renewable Energy growth to be driven by Wind & Solar



## Installed Power Generation Capacity Mix (GW)



<sup>^</sup>CEA All India Installed Capacity as on 31.12.2023

<sup>\*</sup>CEA's Report On Optimal Generation Capacity Mix for 2029-30 issued in Apr 2023

Share of renewable in the overall power capacity mix to substantially increase by 2030 with both Wind & Solar co-existing

# Favorable market conditions for Indian Wind Industry

## Strong Domestic Demand Outlook

**4<sup>th</sup>**

Largest Wind Market in the world

**100 GW**

Installed Wind Energy by 2030

**~13 GW**

Wind Pipeline as on Jun'23

**94 GW**

Grid Infrastructure by 2027

**26+ GW**

Installations in next 5 years through policy corrections

**10 GW**

Exclusive Wind Tenders per annum till 2030

Source: GWEC-India-Outlook-Aug-2023

## Key Demand Drivers

1. Onshore wind potential: 695 GW (120m HH) and 1,164 GW (150m HH)
2. Wind bids with state specific sub-bids and pooling\* of tariff
3. RPO trajectory: 29.91% (FY24) to 43.33% (FY30) with wind-specific RPO
4. ISTS charges waiver for 25 yrs. for RE projects COD till 30<sup>th</sup> June 2025<sup>^</sup>
5. Lower Renewable LCOE resulting in strong C&I growth
6. GH2 Mission targets 5 MMT p.a. requiring RE of 125 GW by 2030
7. SECI conducted first auction for Green-Hydrogen production subsidies and electrolyser manufacturing capacities.
8. Repowering potential estimated by NIWE: ~25.4 GW
9. Potential as export hub for wind components for global markets

*\*policy for determination of uniform RE tariff announced on 25<sup>th</sup> Oct'23*

*^thereafter gradual reduction (refer link below) of waiver by 25% each year till Jun'28*

<https://powermin.gov.in/sites/default/files/uploads/Orders/B.4.3.pdf>



INDUSTRY  
OUTLOOK

**SUZLON**  
**STRENGTHS**

---

FINANCIAL  
PERFORMANCE

# Suzlon Strengths

---



**~20.5 GW\***

Global installed Wind  
Energy Capacity



**~32%**

Cumulative Market  
Share in India



**6,300+**

Global Workforce



Own WTG Technology & in-house R&D  
Well established product portfolio



*As on 31<sup>st</sup> Dec 2023*

*\*Includes installed capacity of ~14.5 GW in India*

# Suzlon's Strengths in Indian Wind Energy Market



**No.1 OEM in India's Renewable Sector**



**End-to-end  
Service  
Provider**



**Pan India  
Presence**



**Technology  
Leadership**



**Best-in-class  
Service  
Capabilities**



**Strong  
Customer  
Relationship**



**28 Years  
Track  
Record**

**Strong presence across value chain & customer segments**

*As on 31<sup>st</sup> Dec 2023*



# Key clientele among marquee customers globally

**ACC**

**adani**  
Renewables



**APRIVA**  
ENERGY



**BLACKROCK**

**Brookfield**  
Renewable Energy Partners

 **Clearway**

**enel**  
Green Power



**Greenko**



 **JUNIPER**  
Green Energy

 **Leap Green Energy**  
My Partner for a Smarter World



 **Reliance**  
Industries Limited

**RELIANCE**

**ReNew**  
POWER

 **sembcorp**

**serentica**



 **Shree**  
Cement



**T**  
**THERMAX**

 **torrent**  
POWER

 **vedanta**

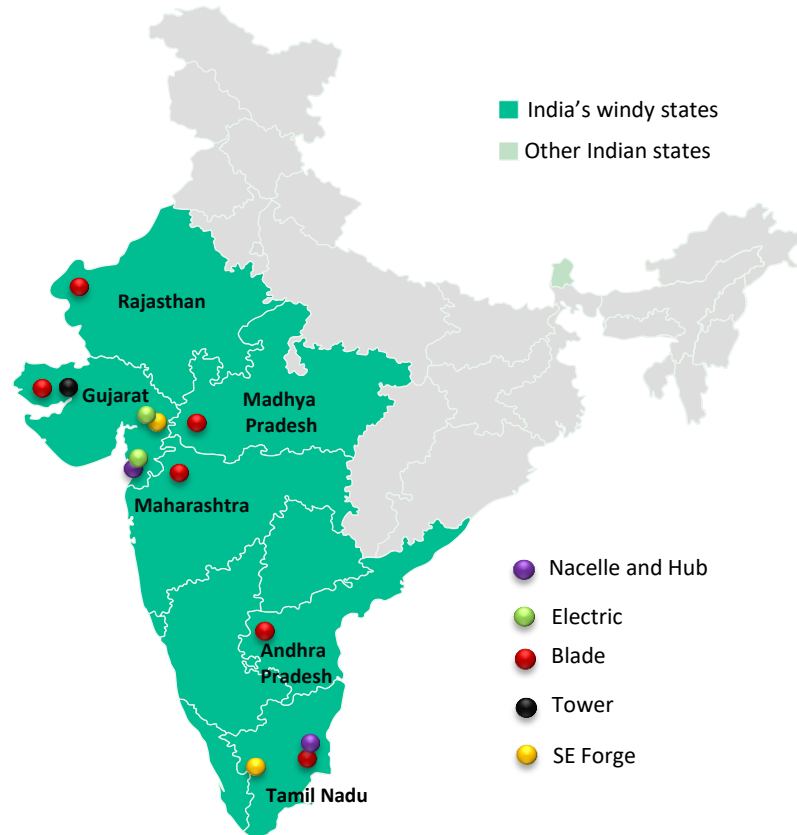


*And many more customers.....*

# Geographically diversified manufacturing base

## Best-in-class manufacturing capability

Manufacturing locations across India\*






\*Map not to scale. All data, information and map are provided "as is" without warranty or any representation of accuracy or completeness

## Vertically integrated low-cost supply chain

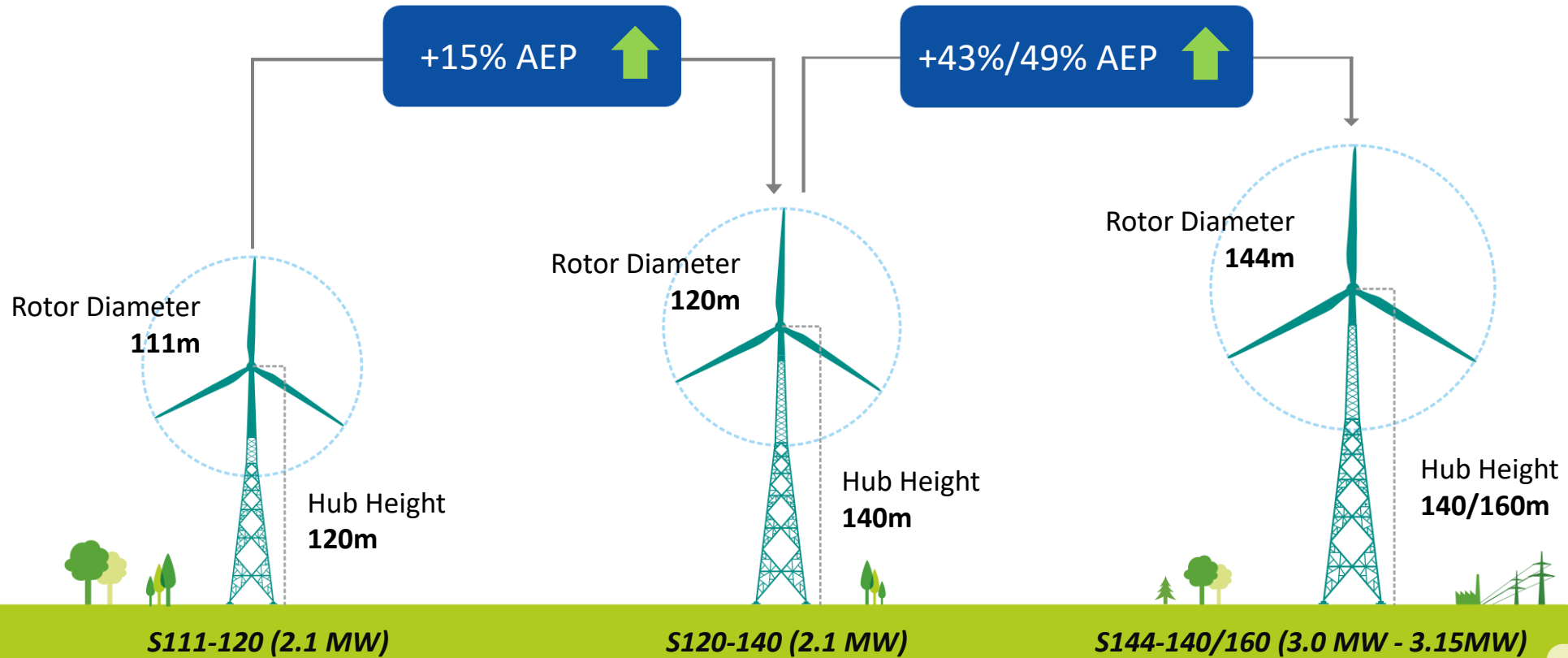
India Manufacturing Capacity ~3,150<sup>1</sup> MW

Sufficient & flexible manufacturing capacity to cater to the market



**Note:** <sup>1</sup> SEL has a ramp up/ramp down capacity. Capacity of 3,150 MW is for 2.1 MW WTGs. With 3+ MW WTGs, capacity can be ramped up to 4,500 MW in phased manner

# Product Optimized for Higher Energy Output



Consistent Reduction of Levelised Cost of Energy (LCoE)

## S144: Under Serial Production

### Major Updates:

- Requisite certifications and RLMM listing in place
- Enthusiastic customer response,
- S144 orderbook around 2,400 MW
- Production ramp-up and supply started in line with commercialization plans



Suzlon Wind Farm, Gondal  
Gujarat



Suzlon Wind Farm, Sanganeri,  
Tirunelveli, Tamil Nadu



# Overview of India OMS capabilities

## Key Numbers

**~14.5 GW**  
Installed Base

**9,700+**  
Turbines

**USD 10 Bn**  
Assets under management

**1,900+**  
Customers

**94**  
Sites

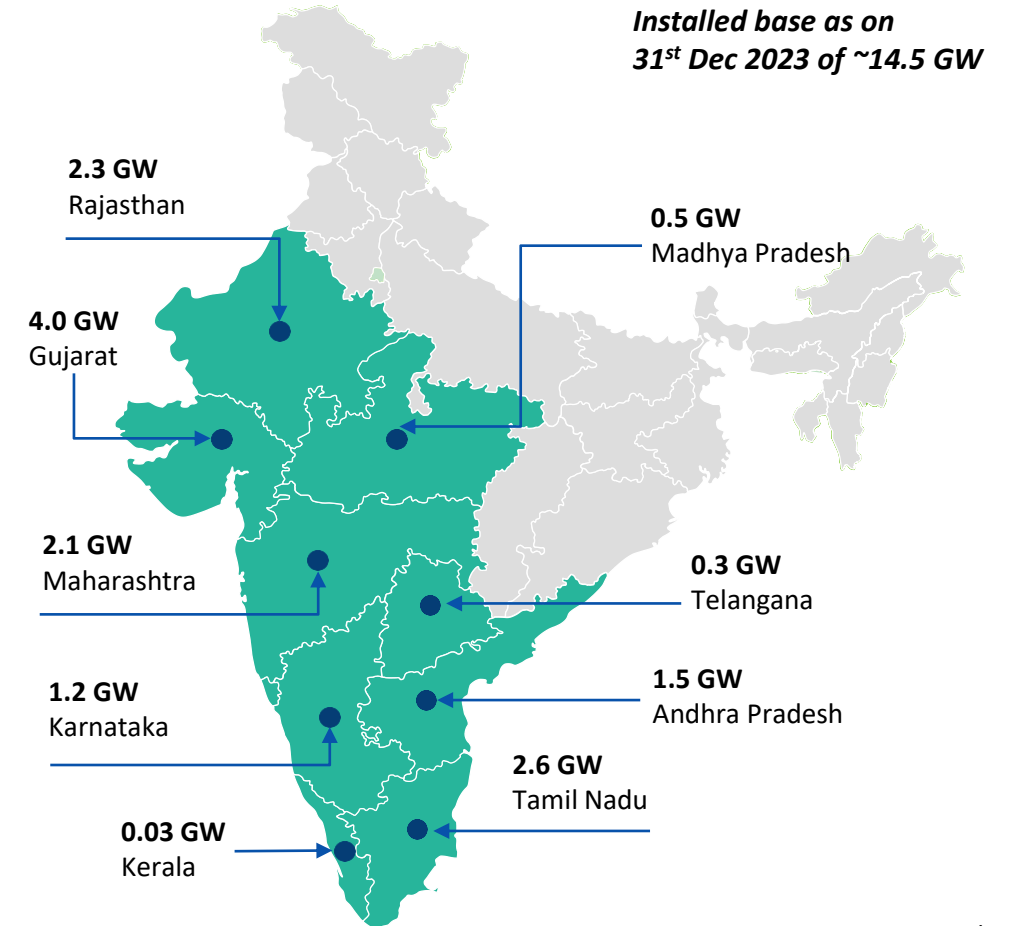
**3,500+**  
Team

## ~32% share of all India installed wind capacity

### Impact of clean energy:

- Over 3.10 Bn trees absorbing CO2 p.a.
- Over 9.43 Mn households powered p.a.
- Over 37.22 MT of CO2 emissions prevented p.a.

## Presence in all windy states in India

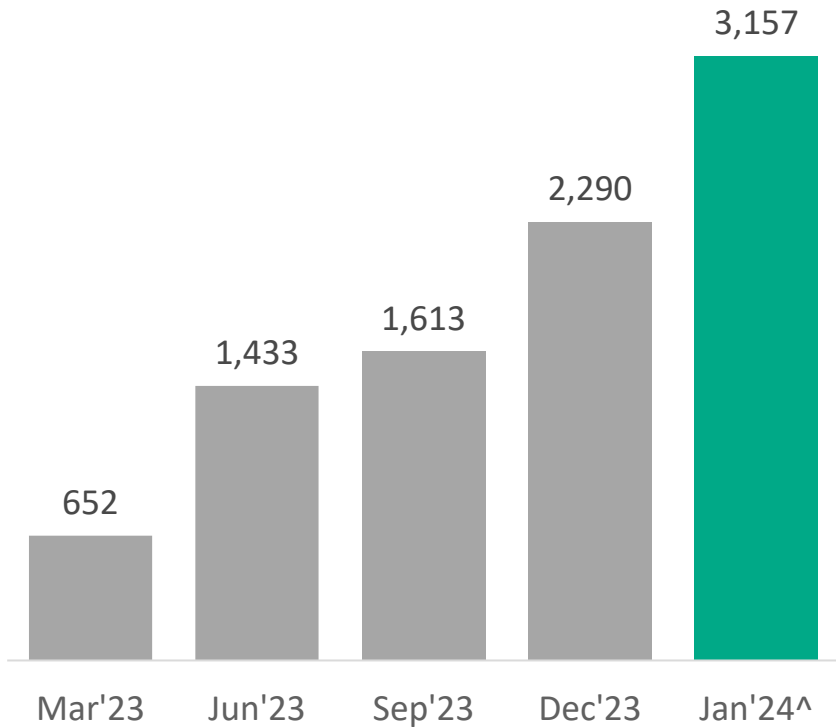


Map not to scale



# Wind Order Book

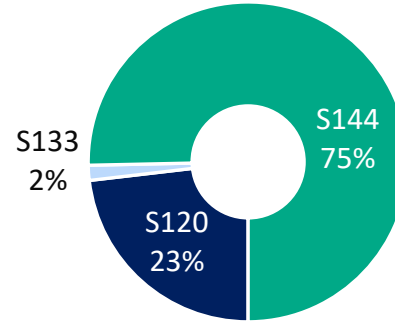
## Wind Order Book (in MW)



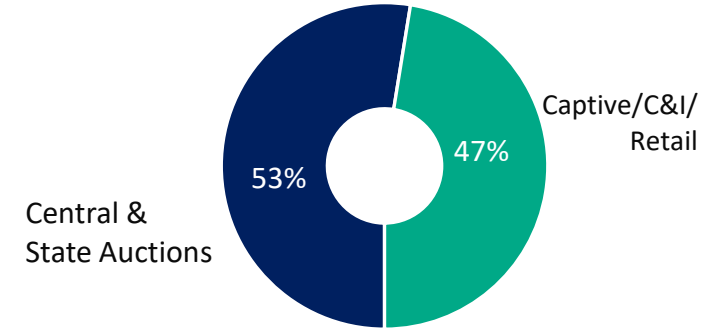
Below orders totalling to 867 MW are secured post Dec'23

- 225 MW order secured from Everrenew
- 642 MW order secured from Evren Company 'ABC Cleantech Private Limited'

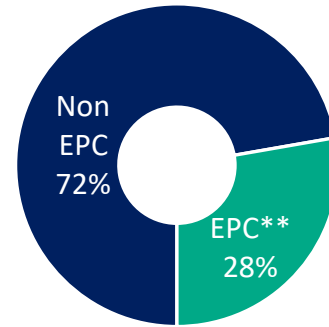
## WTG Model mix\*



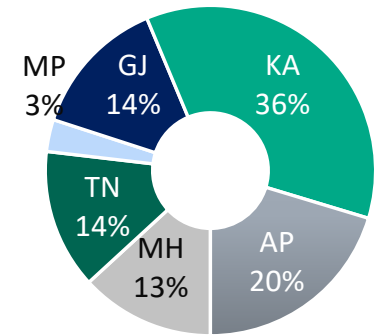
## Project segment mix\*



## Scope mix\*



## State mix\*



**Robust Cumulative^ Order Book of 3,157 MW and pipeline under discussion brings strong revenue visibility**

# Management Profile



**Tulsi Tanti**  
*Founder,  
Late Chairman  
and Managing  
Director*



**Vinod Tanti**  
Chairman and  
Managing Director



**Girish Tanti**  
Vice Chairman



**JP Chalasani**  
Group CEO



**Himanshu Mody**  
Group CFO



**Rajendra Mehta**  
Group CHRO



**Sandeep Chowdhury**  
Group General Counsel



**Bernhard Telgmann**  
CTO



**Ishwar C Mangal**  
CEO New Business



**Sairam Prasad**  
CEO SGSL



**Venkat Subramaniam**  
CEO SEForge

**Professional senior management team backing the rich experience of the Board**

Note: Detailed profile of the management team and the board of directors is available on website/Annual Report

# Awards and Recognition FY24



## GWEC

Felicitated our Founder and late CMD, Shri Tulsi Tanti as a key contributor to 1 TW of global wind energy installations



## The Times Group

Best Construction and Infrastructure Brands - Renewable Energy Suppliers



## Great Place to Work, Institute

Suzlon Energy Ltd wins the Great Place To Work® Certification in line with its Vision



## IMEA

Superior Operations Award by Frost & Sullivan, IMEA 2023 to Suzlon's Daman Plants, upholding Suzlon's Leadership in Renewable Sector



## IWTMA

Honouring Shri Tulsi Tanti for contribution to Indian Wind Industry

INDUSTRY  
OUTLOOK


SUZLON  
STRENGTHS


**FINANCIAL  
PERFORMANCE**


---


## Highlights of the Performance


---


- 

Consistent operating performance across all business segments
- 

Higher EBITDA on YoY basis on back of healthier margins
- 

PAT (before exceptional items) for 9MFY24 of Rs 433 crores v/s 9MFY23 of Rs 98 crores (YoY growth 4.4 times)
- 

Net cash position of Rs ~719 crores as of Dec'23 vis-à-vis Net debt of Rs ~1,180 crores as of Mar'23
- 

Substantial reduction in quarterly net finance costs by ~94% on YoY basis
- 

Secured non-fund based working capital lines from REC Limited to support faster ramp-up of operations

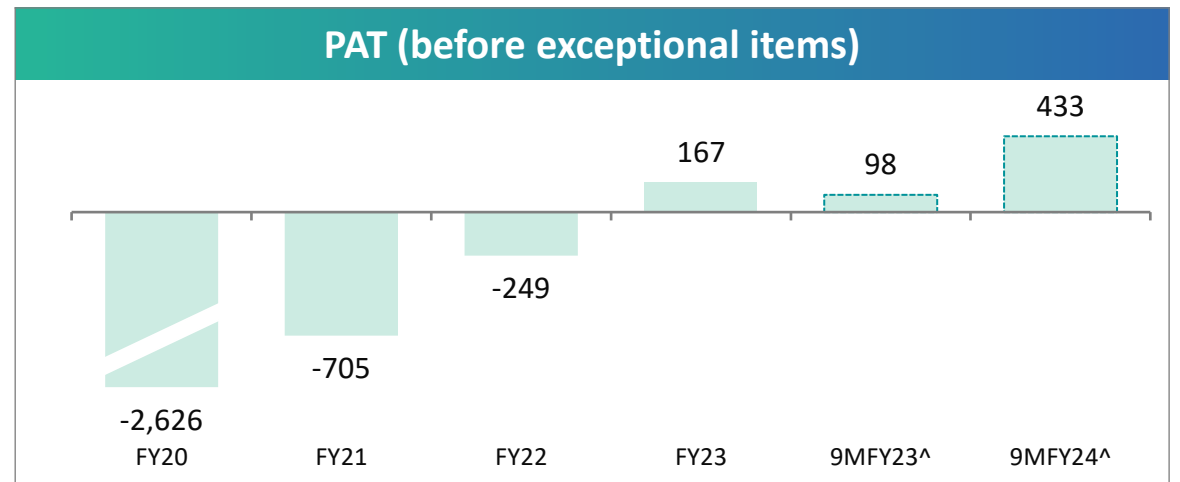
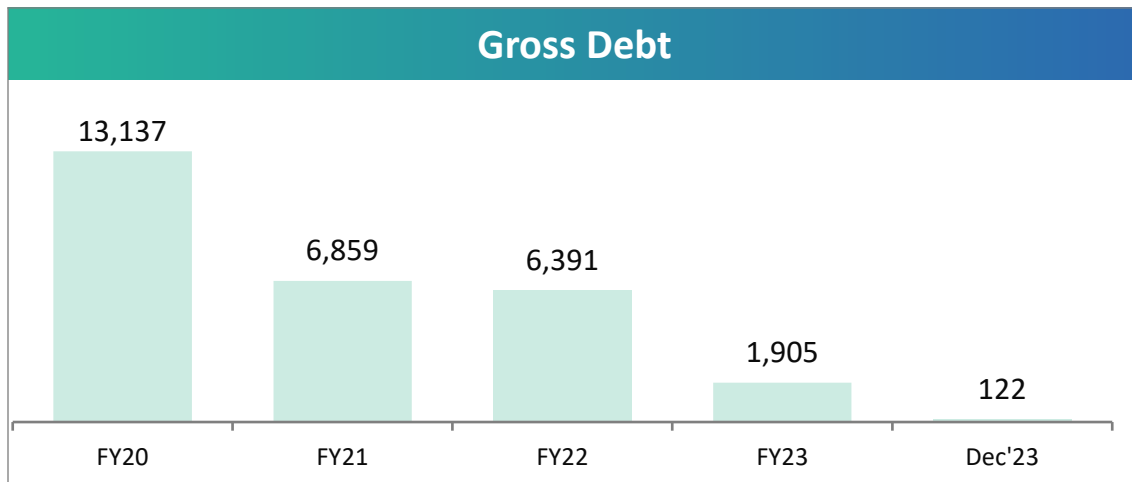
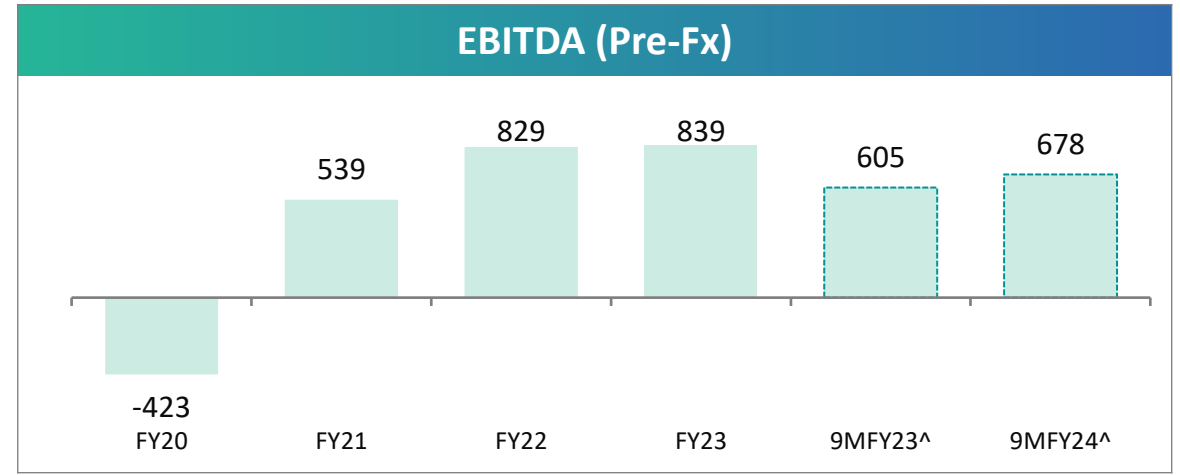
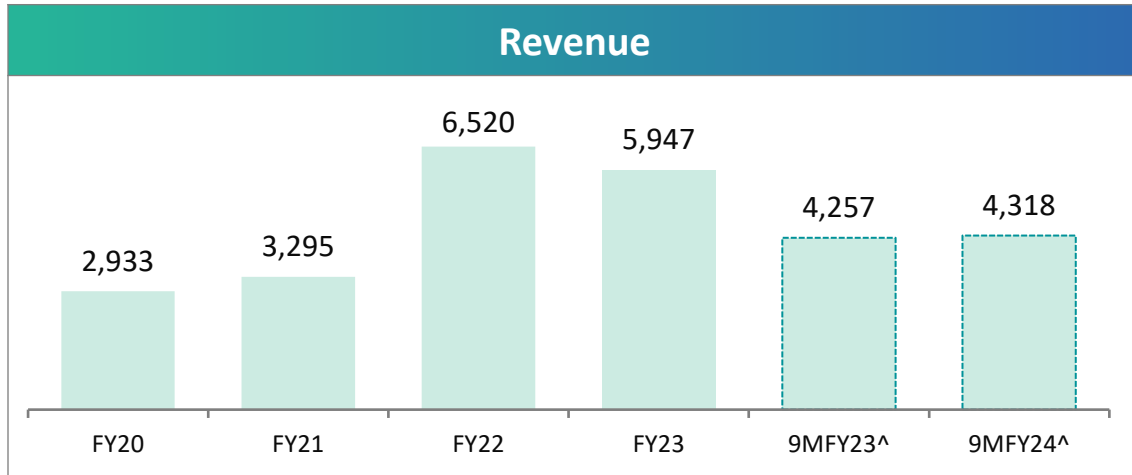
---

**Stronger balance sheet and robust performance positions the Company to meaningfully participate in ongoing energy transition**

---

# Transformation...

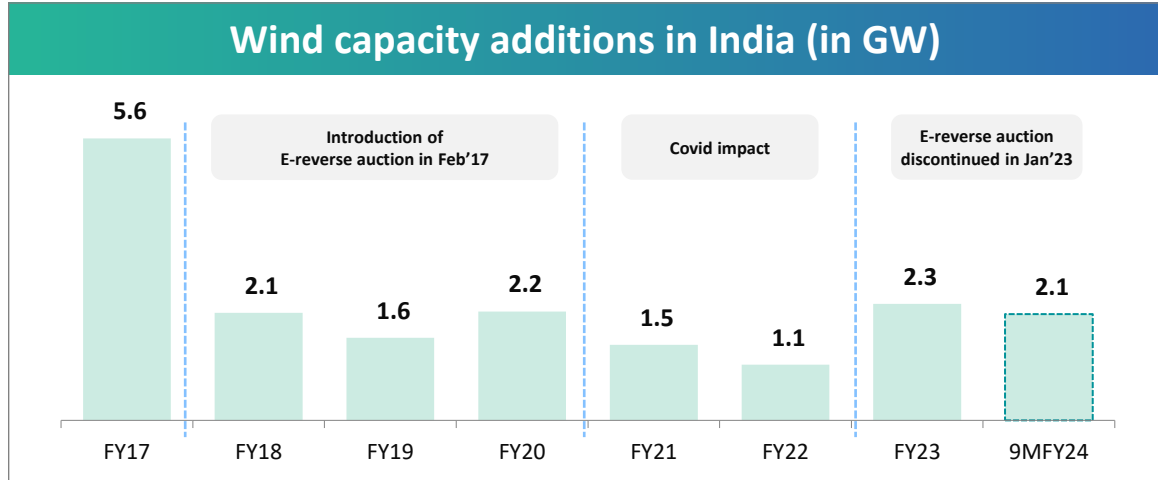
(₹ Cr.)



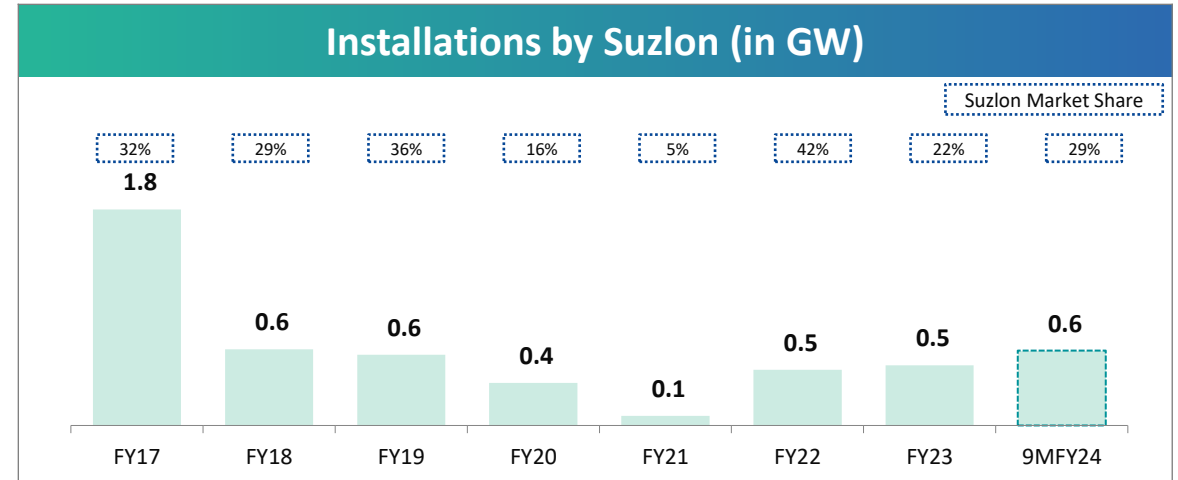
Note: Consolidated numbers used | ^9MFY23 and 9MFY24 numbers are unaudited

**Substantial improvement across all financial parameters**

# WTG Division – Key Performance Indicators



Source: Directory Indian Wind Power, 2022 (CECL)

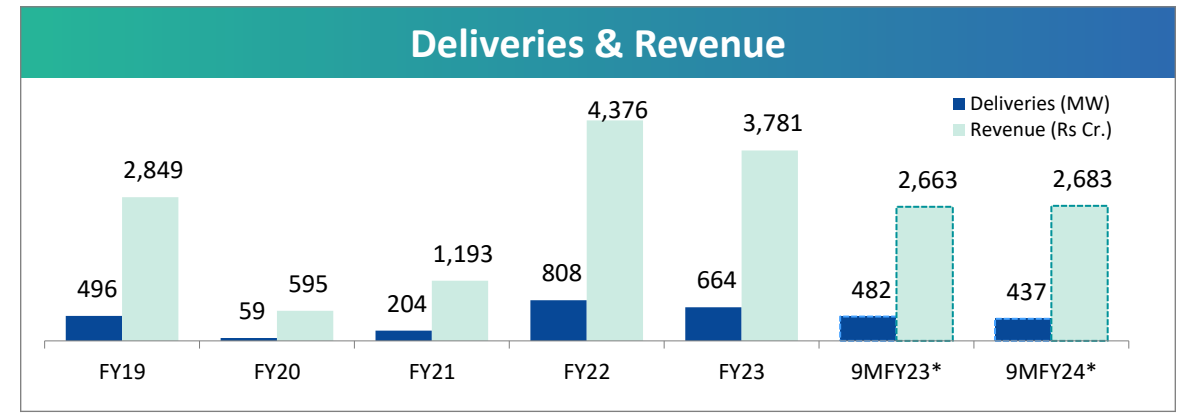


Suzlon has an installed base of ~14.5 GW out of total wind installed base of 44.7 GW in India – a cumulative market share of ~32%

- ### Key reasons for lower capacity additions in past
1. GOI's shift from FIT regime to e-reverse auction system of awarding projects
  2. Unrealistic tariffs discovered leading to unviable & unexecuted projects
  3. Covid impact
  4. Debt restructuring issues of Suzlon during FY21 and consequent restrictions

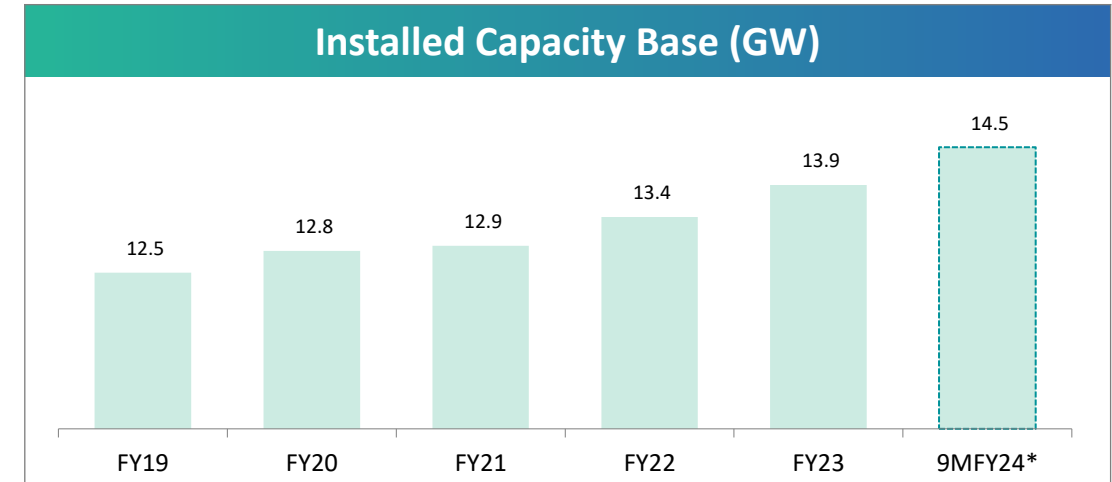
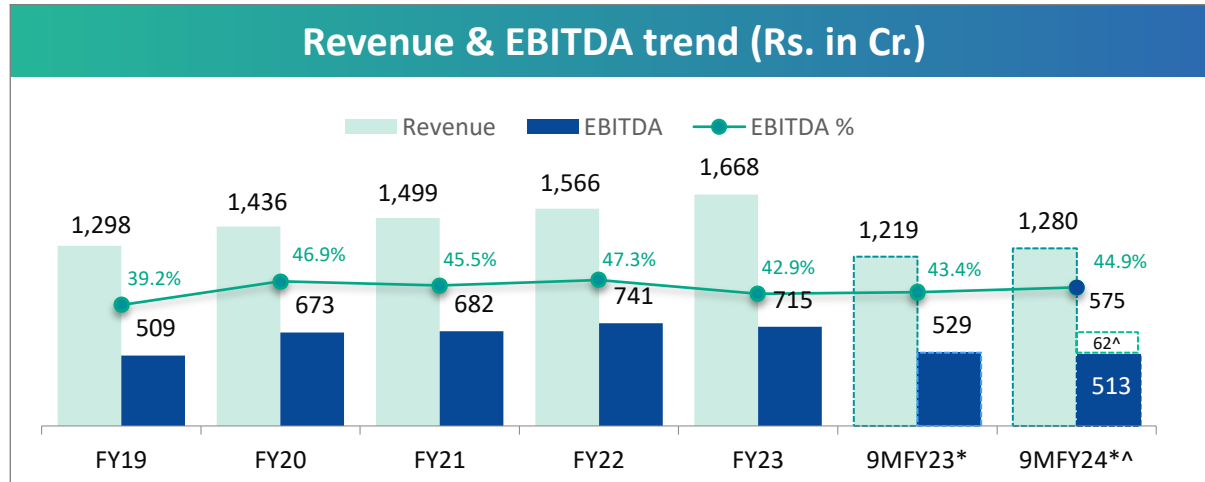
\*9MFY23 & 9MFY24 numbers are unaudited

Note: The revenue numbers are derived from statutory segment reporting



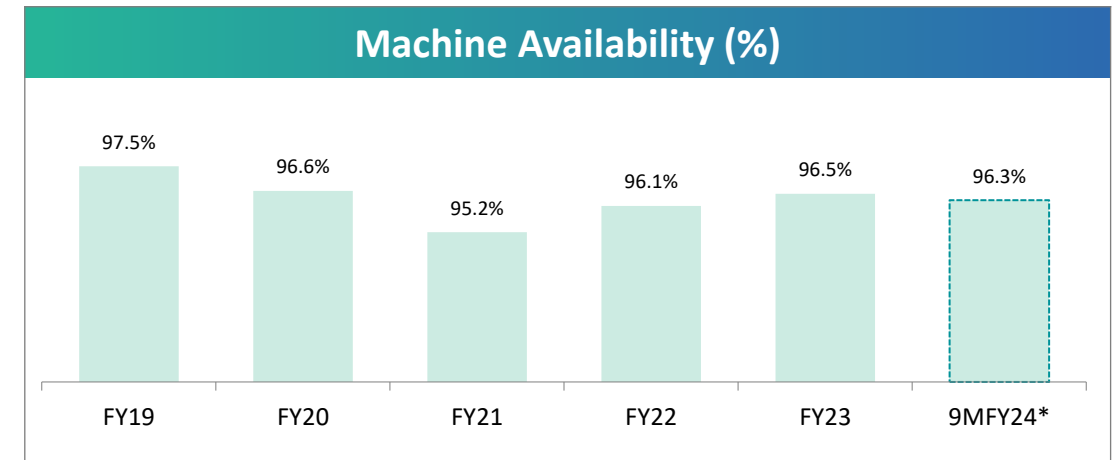
**WTG Division well poised to capture the opportunity in wind sector with strong order book**

# OMS India Division<sup>1</sup> - Key Performance Indicators



### Key Strengths

- Over 2 decades of best-in-class OMS practice
- High double-digit margins and stable cashflows
- Strong customer base
- Diversified supplier and vendor network
- Highly experienced management team
- Legacy positioning and sizeable presence in all eight windy states

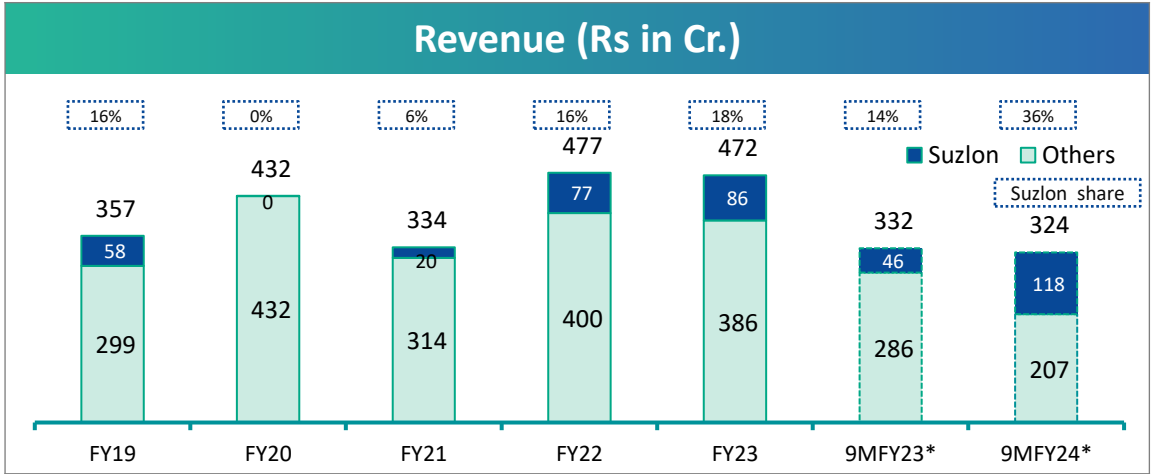
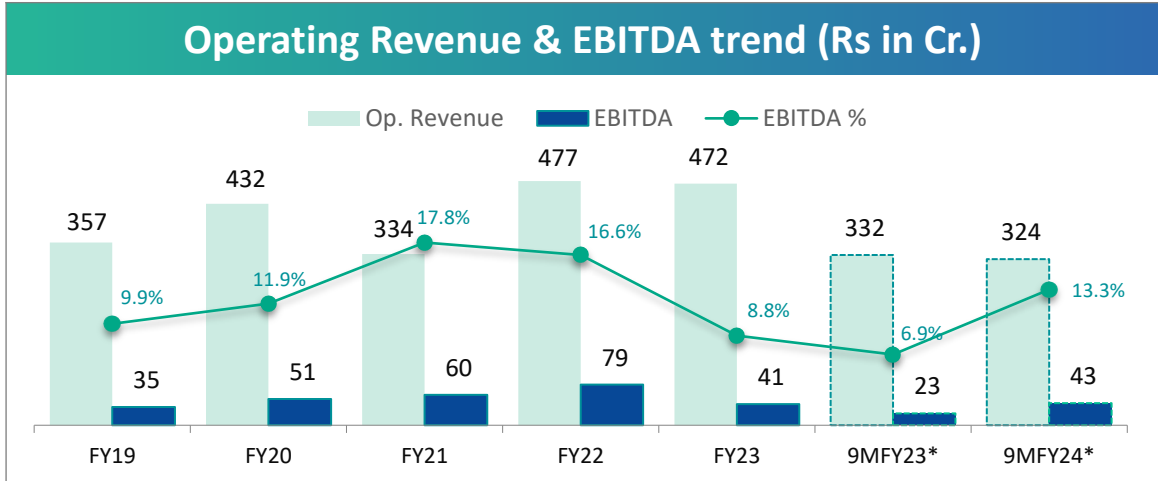


\*9MFY23 & 9MFY24 numbers are unaudited | \* represents the impact of one-time costs of Rs 62 Cr on account of cyclone Biparjoy in Gujarat  
 Note 1: The above numbers are for OMS India division only derived from statutory segment reporting. These numbers exclude the overseas OMS business

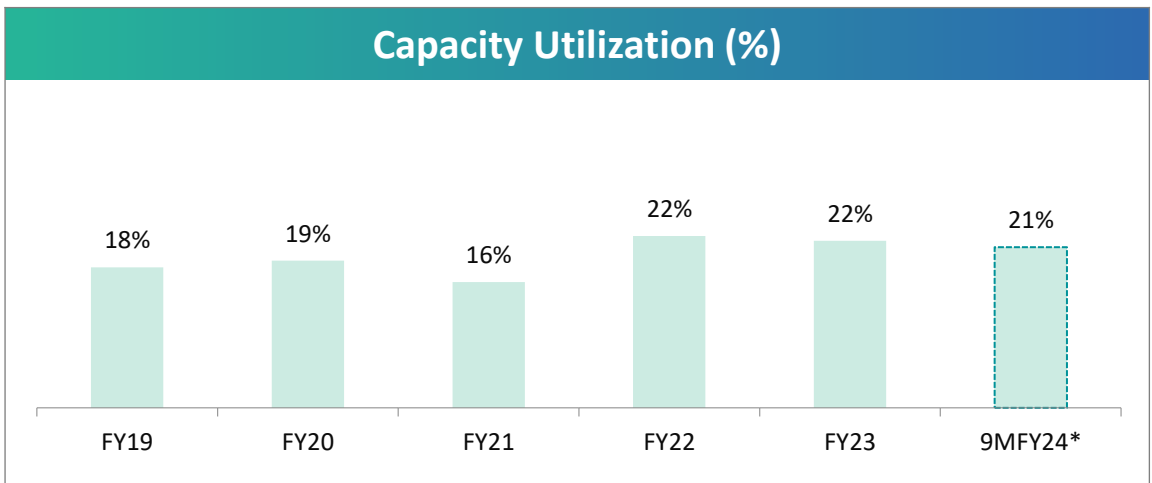
**OMS India Division is a stable and resilient business model**



# Foundry & Forging Division – Key Performance Indicators



- ### Key Strengths
1. Independently operating business with low breakeven levels
  2. Annual manufacturing capacity of 122,000 MT
  3. Favorable wind power market conditions
  4. Availability of skilled manpower & working capital
  5. Robust & lean manufacturing systems
  6. Lower level of capacity utilization provides headroom for growth



\*9MFY23 & 9MFY24 numbers are unaudited | Note: The numbers are derived from statutory segment reporting

**Foundry & Forging Division well poised to capture the market opportunity from increasing demand for wind power**

# Consolidated Income Statement

(₹ Cr.)

Particulars	Q3 FY24	Q2 FY24	Q3 FY23	9M FY24	9M FY23	FY23
	Unaudited	Unaudited	Unaudited	Unaudited	Unaudited	Audited
Net Volumes (MW)	170	132	170	437	482	664
Net Revenue	1,553	1,417	1,449	4,318	4,257	5,947
<b>Contribution</b>	<b>565</b>	<b>546</b>	<b>492</b>	<b>1,616</b>	<b>1,439</b>	<b>1,965</b>
<b>Contribution Margin</b>	<b>36.4%</b>	<b>38.5%</b>	<b>34.0%</b>	<b>37.4%</b>	<b>33.8%</b>	<b>33.0%</b>
Employee Expenses	177	183	157	521	452	609
Other Expenses (net)	141	139	123	417	382	517
<b>EBITDA (Pre FX)</b>	<b>247</b>	<b>224</b>	<b>212</b>	<b>678</b>	<b>605</b>	<b>839</b>
<b>EBITDA Margin (Pre FX)</b>	<b>15.9%</b>	<b>15.8%</b>	<b>14.7%</b>	<b>15.7%</b>	<b>14.2%</b>	<b>14.1%</b>
Depreciation	39	51	58	145	179	260
Net Finance Cost	5	36	80	93	321	401
Taxes	0	0	(1)	0	1	4
<b>Net Profit/(Loss) (Pre Fx and Ex. Items)</b>	<b>203</b>	<b>136</b>	<b>75</b>	<b>440</b>	<b>104</b>	<b>174</b>
Exchange Loss / (Gain)	0	(1)	(3)	7	6	7
Exceptional Loss / (Gain)	0	35	0	27	(2,469)	(2,721)
<b>Net Profit After Tax</b>	<b>203</b>	<b>102</b>	<b>78</b>	<b>406</b>	<b>2,567</b>	<b>2,887</b>

# Consolidated Balance Sheet

(₹ Cr.)

Particulars	Dec-23	Mar-23	Mar-22
	Unaudited	Audited	Audited
<b>Equity &amp; Liabilities</b>			
Net Worth	3,626	1,099	(3,526)
Non-controlling interests	-	-	(36)
Borrowings (non-current and current)	122	1,905	6,391
Non-current Liabilities	192	206	210
Current Liabilities	2,340	2,313	3,436
<b>Total equity and liabilities</b>	<b>6,280</b>	<b>5,523</b>	<b>6,475</b>
<b>Assets</b>			
Non-current Assets	1,006	988	1,295
Inventories	2,054	1,827	2,208
Trade Receivables	1,556	1,170	1,377
Other current assets	822	813	1,000
Cash and cash equivalents	841	725	595
<b>Total assets</b>	<b>6,280</b>	<b>5,523</b>	<b>6,475</b>
<b>Net Cash/(Net Debt)</b>	<b>719</b>	<b>(1,180)</b>	<b>(5,796)</b>

# Glossary

---

1. AEP – Annual Energy Production
2. BOP – Balance of Plant
3. BESS – Battery Energy Storage System
4. C&I – Commercial and Industrial
5. CEA - Central Electricity Authority
6. COD – Commercial Operations Date
7. EBITDA – Earnings before Interest, Tax, Depreciation and Amortizations
8. GoI – Government of India
9. GH2 – Green Hydrogen
10. GW – Gigawatt
11. GWEC – Global Wind Energy Council
12. HH – Hub Height
13. IRIM – International Research Institute for Manufacturing
14. ISTS – Inter-State Transmission System
15. IWTMA – Indian Wind Turbine Manufacturers Association
16. KPI – Key Performance Indicators
17. LCoE – Levelized Cost of Energy
18. MNRE – Ministry of New And Renewable Energy
19. MT – Metric Ton
20. MW – Megawatt
21. NIWE – National Institute of Wind Energy
22. OEM - Original Equipment Manufacturer
23. OMS – Operations and Maintenance Services
24. PLF – Plant Load Factor
25. PSA – Power Sale Agreement
26. RE – Renewable Energy
27. RGO -- Renewable Generation Obligation
28. RPO – Renewable Purchase Obligation
29. RTC – Round The Clock
30. SCoD – Scheduled Commissioning Date
31. WTG – Wind Turbine Generator
32. Y-o-Y – Year on Year

# References

---

<https://www.seci.co.in/>

<https://cea.nic.in/>

<https://mnre.gov.in/>

<https://niwe.res.in/>

<https://powermin.gov.in/>

<https://www.mercomindia.com/>

<http://www.cercind.gov.in/>

<https://gwec.net/globalwindreport2023/>

<https://gwec.net/india-wind-energy-market-outlook-2023-2027-report/>

<https://www.crisil.com/en/home/sectors-we-cover/energy.html>



**Thank You!**

**Email contact for queries:**  
[investorrelations@suzlon.com](mailto:investorrelations@suzlon.com)