



# KG Petrochem Limited

Corporate Office : F-394 (G), Road No. 9F2, V.K.I.Area, JAIPUR - 13 INDIA  
Phone : (O) 0141 - 2331231, 4106800 • Fax : 91-141-2332845  
E-mail : manish@bhavik.biz • Website : www.kgpetro.in  
CIN : L24117RJ1980PLC001999

November 12, 2022

To  
The Manager  
Department of Corporate Services  
BSE LTD.,  
Phiroze Jeejeebhoy Towers,  
Dalal Street,  
Mumbai- 400001 MH

**Scrip Code: 531609**

**Subject:** Outcome of the Board Meeting held on Saturday, November 12, 2022

**Reference:** Regulation 30 and other applicable regulations of SEBI (LODR) Regulations, 2015

Respected Sir/ Madam,

Pursuant to above regulation, this is to inform you that the Board of Directors of the Company at its meeting held on Saturday, November 12, 2022 has inter-alia considered and approved the following:

1. Un-Audited Standalone Financial Results for the Quarter and half year ended September 30, 2022 along with Limited Review Report as on September 30, 2022, thereon pursuant to Regulation 33 of SEBI (Listing Obligations & Disclosures Requirements) Regulations, 2015.

The Meeting of Board of Directors was commenced at 03:00 PM (IST) and concluded at 05:00 PM (IST).

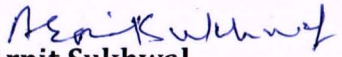
The above information is also available on the Company's website at [www.kgpetro.in](http://www.kgpetro.in)

We request you to please take the same on record.

Thanking you,

Yours Truly

for KG PETROCHEM LTD

  
Arpit Sukhwat  
Company Secretary & Compliance Officer  
M. No.: ACS- 31445



**R Sogani & Associates**  
Chartered Accountants

“Shree Dham”  
R-20, Yudhishter Marg, ‘C’-Scheme, Jaipur-302005  
Tel: 2222734, 2220735, 2220736  
E-mail: rsa@soganiprofessionals.com Website:  
www.soganiprofessionals.com

**Limited Review Report on Standalone Unaudited Quarterly and Year to Date Financial Results of K G Petrochem Limited pursuant to Regulation 33 of the SEBI (Listing Obligations and Disclosure Requirements) Regulations, 2015**

**To the Board of Directors of KG Petrochem Limited**

We have reviewed the accompanying Statement of Standalone Unaudited Financial Results (“The Statement”) of **KG Petrochem Limited** (“The Company”) for the quarter and half year ended 30<sup>th</sup> September 2022.



This statement is the responsibility of the Company’s Management and has been approved by the Board of Directors and has been prepared in accordance with the recognition and measurement principles laid down in Indian Accounting Standard 34 “Interim Financial Reporting” (“Ind AS 34”), prescribed under section 133 of the Companies Act, 2013 read with relevant rules issued there under and other accounting principles generally accepted in India. Our responsibility is to issue a report on these financial statements based on our review.

We conducted our review of statement in accordance with the Standard on Review Engagement (SRE) 2410, “Review of Interim Financial Information Performed by the Independent Auditor of the Entity” issued by the Institute of Chartered Accountants of India. This standard requires that we plan and perform the review to obtain moderate assurance as to whether the financial statements are free of material misstatement. A review is limited primarily to inquiries of Company personnel and analytical procedures applied to financial data and thus provides less assurance than an audit. We have not performed an audit and accordingly, we do not express an audit opinion.

Based on our review conducted as above, nothing has come to our attention that causes us to believe that the accompanying unaudited Statement results prepared in accordance with applicable accounting standards and other recognized accounting practices and policies has not disclosed the information required to be disclosed in terms of Regulation 33 of the SEBI (Listing Obligations and Disclosure Requirements) Regulations, 2015 including the manner in which it is to be disclosed, or that it contains any material misstatement.

**Place: Jaipur**  
**Date: 12.11.2022**

**For R Sogani & Associates**  
**Chartered Accountants**  
**FRN No. 018755C**

**UDIN: 22403023BCYGA07361**

**(Bharat Sonkhiya)**

**Partner**

**Membership No. 403023**

**KG PETROCHEM LIMITED**  
CIN : L24117RJ1980PLC001999

Regd. Office: C-171, Road No. 9J, VKI Area, Jaipur-302013  
(All amount are in rupees in lacs except per share data)

STATEMENT OF UNAUDITED STANDALONE FINANCIAL RESULTS FOR THE QUARTER AND HALF YEAR ENDED SEPTEMBER 30, 2022							
Sr. No.	Particulars	Quarter Ended			Half Year Ended		Year Ended
		30.09.2022 (Unaudited)	30.06.2022 (Unaudited)	30.09.2021 (Unaudited)	30.09.2022 (Unaudited)	30.09.2021 (Unaudited)	31.03.2022 (Audited)
<b>1</b>	<b>INCOME</b>						
a	Revenue from Operations	7,442.85	7,649.44	7,457.11	15,092.29	15,361.16	35,376.70
b	Other income	67.42	187.90	440.06	255.32	520.09	1,175.54
	<b>Total income</b>	<b>7,510.27</b>	<b>7,837.34</b>	<b>7,897.17</b>	<b>15,347.61</b>	<b>15,881.25</b>	<b>36,552.24</b>
<b>2</b>	<b>EXPENSES</b>						
a	Cost of Material Consumed	3,502.19	3,918.83	4,557.18	7,421.02	8,665.38	20,430.75
b	Purchases of Stock-in-Trade	-	13.85	-	13.85	-	-
c	Changes in inventories of Finished Goods, Stock-in-Trade and Work-in-Progress	726.55	4.12	(1,145.88)	730.67	(2,324.73)	(2,133.26)
d	Employee Benefit Expenses	656.77	749.27	708.65	1,406.04	1,340.00	2,862.50
e	Finance Costs	352.57	178.45	175.59	531.02	354.33	805.42
f	Depreciation and amortization expenses	288.19	320.04	432.26	608.23	876.71	1,721.80
g	Other Expenses	1,760.24	1,975.48	2,457.30	3,735.72	4,676.98	10,551.06
	<b>Total Expenses</b>	<b>7,286.51</b>	<b>7,160.04</b>	<b>7,185.10</b>	<b>14,446.55</b>	<b>13,588.67</b>	<b>34,238.27</b>
	<b>Profit/(Loss) before exceptional items and tax</b>	<b>223.76</b>	<b>677.30</b>	<b>712.07</b>	<b>901.06</b>	<b>2,292.58</b>	<b>2,313.97</b>
<b>3</b>	<b>Exceptional Items</b>	-	-	-	-	-	-
<b>4</b>	<b>Profit/(Loss) before tax</b>	<b>223.76</b>	<b>677.30</b>	<b>712.07</b>	<b>901.06</b>	<b>2,292.58</b>	<b>2,313.97</b>
<b>5</b>	<b>Tax Expenses</b>						
	Current Tax	50.00	190.00	180.00	240.00	620.00	604.77
	Deferred Tax	50.30	48.65	(3.40)	98.95	(34.18)	(34.51)
<b>6</b>	<b>Profit/(Loss) for the period after tax</b>	<b>123.46</b>	<b>438.65</b>	<b>535.47</b>	<b>562.11</b>	<b>1,706.76</b>	<b>1,743.71</b>
<b>7</b>	<b>Other Comprehensive Income</b>						
	<b>A Items that will not be reclassified to Profit and Loss</b>	-	-	-	-	-	-
(i)	a) Remeasurement gain/(loss) of the defined benefit plan	-	-	-	-	-	1.62
(ii)	Income tax relating to items that will not be reclassified to Profit and Loss	-	-	-	-	-	-
	<b>B Items that will be reclassified to Profit and Loss</b>	-	-	-	-	-	-
(i)	(ii) Income tax relating to items that will be reclassified to Profit and Loss	-	-	-	-	-	-
	<b>Total other Comprehensive Income for the period, net of tax</b>	<b>-</b>	<b>-</b>	<b>-</b>	<b>-</b>	<b>-</b>	<b>1.62</b>
<b>8</b>	<b>Total Comprehensive income for the period, net of tax</b>	<b>123.46</b>	<b>438.65</b>	<b>535.47</b>	<b>562.11</b>	<b>1,706.76</b>	<b>1,745.33</b>
<b>9</b>	<b>Paid-up equity share capital (Face value Rs.10/- per equity share)</b>	<b>581.53</b>	<b>581.53</b>	<b>581.53</b>	<b>581.53</b>	<b>581.53</b>	<b>581.53</b>
<b>10</b>	<b>Reserves excluding revaluation reserves</b>						<b>11470.62</b>
<b>11</b>	<b>Earning per shares (EPS)</b> (Face value of Rs.10/- each)(not annualised)						
	Basic	2.36	8.40	10.26	10.77	32.69	33.40
	Diluted	2.36	8.40	10.26	10.77	32.69	33.40

*Handwritten signature*



UNAUDITED STANDALONE SEGMENTWISE REVENUE, RESULTS, SEGMENT ASSETS, SEGMENT LIABILITIES AND CAPITAL EMPLOYED							
Sr. No.	Particulars	Quarter Ended			Half Year Ended		Year Ended
		30.09.2022 (Unaudited)	30.06.2022 (Unaudited)	30.09.2021 (Unaudited)	30.09.2022 (Unaudited)	30.09.2021 (Unaudited)	31.03.2022 (Audited)
1	Segment Revenue						
a	Textile	5,591.40	6,157.74	6,374.24	11,749.14	13,504.83	30,886.58
b	Technical Textile	1,834.61	1,478.48	1,062.45	3,313.09	1,819.39	4,408.05
c	Others	16.84	13.22	20.42	30.06	36.94	82.07
	Total	7,442.85	7,649.44	7,457.11	15,092.29	15,361.16	35,376.70
d	Less : Inter Segment Revenue	-	-	-	-	-	-
	Net Sales/Income from Operations	7,442.85	7,649.44	7,457.11	15,092.29	15,361.16	35,376.70
2	Segment Results (Profit/(Loss) before tax and interest from each segment						
a	Textile	633.86	834.99	822.64	1,468.85	2,521.96	3,102.62
b	Technical Textile	(66.58)	17.70	35.94	(48.88)	76.55	(100.49)
c	Others	9.05	3.06	29.09	12.11	48.41	117.26
d	Unallocated	-	-	-	-	-	-
	Total	576.33	855.75	887.67	1,432.08	2,646.92	3,119.39
	Less: Interest	352.57	178.45	175.59	531.02	354.33	805.42
	Segment Results (Profit/(Loss) before tax from each segment	223.76	677.30	712.07	901.06	2,292.58	2,313.97
3	Segment Assets						
a	Textile	20,270.58	24,264.11	25,340.11	20,270.58	25,340.11	26,502.69
b	Technical Textile	11,467.57	11,020.40	11,727.58	11,467.57	11,727.58	11,569.52
c	Others	384.92	434.55	698.09	384.92	698.09	232.70
	Total	32,123.06	35,719.06	37,765.78	32,123.06	37,765.78	38,304.91
4	Segment Liabilities						
a	Textile	10,696.22	14,245.44	16,355.33	10,696.22	16,355.33	17,262.28
b	Technical Textile	4,098.47	4,058.23	4,387.17	4,098.47	4,387.17	4,230.62
c	Others	399.66	610.14	695.25	399.66	695.25	445.41
	Total	15,194.35	18,913.81	21,437.75	15,194.35	21,437.75	21,938.31
5	Capital Employed (Segment Assets - Segment Liabilities)						
a	Textile	9,574.36	10,018.67	8,984.78	9,574.36	8,984.78	9,240.41
b	Technical Textile	7,369.10	6,962.17	7,340.41	7,369.10	7,340.41	7,338.90
c	Others	(14.74)	(175.59)	2.84	(14.74)	2.84	(212.71)
	Total	16,928.71	16,805.25	16,328.03	16,928.71	16,328.03	16,366.60

*Handwritten signature*



**UNAUDITED STANDALONE STATEMENT OF ASSETS & LIABILITIES AS AT  
SEPTEMBER 30, 2022**

		(Rs. In lacs)	
Particulars		30.09.2022 (Unaudited)	31.03.2022 (Audited)
<b>ASSETS</b>			
<b>A</b>	<b>Non Current Assets</b>		
i	Property, plant and equipments	13,892.40	14,332.25
ii	Capital Work-in-progress	115.43	4.86
iii	Investment Property	-	-
iv	Intangible Assets other than goodwill	-	-
<b>v</b>	<b>Financial Assets</b>		
	a) Loans	-	-
	b) Other Non-Current Financial Assets	272.67	272.49
	Other Non current Assets	3.49	5.33
	<b>Total of non current Assets</b>	<b>14,283.99</b>	<b>14,614.93</b>
<b>B</b>	<b>Current Assets</b>		
i	Inventories	6,389.02	7,949.20
<b>ii</b>	<b>Financial Assets</b>		
	a) Investments	-	50.00
	b) Trade Receivable	8,000.93	8,820.20
	c) Cash and cash Equivalents	26.57	708.97
	d) Bank Balances other than (c) above	-	-
	e) Other current financial assets	694.94	2,558.14
iii	Current Tax Assets (Net)	-	10.81
iv	Other Current Assets	2,727.61	3,592.66
	<b>Total of current Assets</b>	<b>17,839.07</b>	<b>23,689.98</b>
	<b>TOTAL ASSETS</b>	<b>32,123.06</b>	<b>38,304.91</b>
<b>C</b>	<b>EQUITY &amp; LIABILITIES</b>		
	<b>Equity</b>		
	a) Equity Share Capital	581.53	581.53
	b) Other Equity	16,347.18	15,785.07
	<b>Total Equity</b>	<b>16,928.71</b>	<b>16,366.60</b>
<b>D</b>	<b>Liabilities</b>		
<b>i</b>	<b>Non Current Liabilities</b>		
	<b>Financial Liabilities</b>		
	a) Borrowing	2,351.00	4,256.57
	b) Trade Payable	-	-
	c) Other financial liabilities	-	-
	<b>Provisions</b>	-	-
	Deffered Tax Liabilities (net)	256.17	157.22
	Other Non current liabilities	651.10	709.32
	<b>Total of non current liabilities</b>	<b>3,258.27</b>	<b>5,123.11</b>
<b>ii</b>	<b>Current Liabilities</b>		
	<b>Financial Liabilities</b>		
	a) Borrowing	6,628.92	9,536.36
	b) Trade Payable	2,342.63	3,998.20
	c) Other financial Liabilities	2,372.68	2,682.50
	<b>Other Current Liabilities</b>	<b>183.77</b>	<b>181.05</b>
	<b>Provisions</b>	<b>321.70</b>	<b>417.09</b>
	Current Tax Liabilities (Net)	86.38	-
	<b>Total current Liabilities</b>	<b>11,936.08</b>	<b>16,815.20</b>
	<b>Total Liabilities</b>	<b>15,194.35</b>	<b>21,938.31</b>
	<b>Total Equity &amp; Liabilities</b>	<b>32,123.06</b>	<b>38,304.91</b>



For and on behalf of the Board of Directors,

KG Petrochem Limited,

*(Signature)*

(G. S. KANDOI)

Chairman Cum Wholtime Director

DIN: 00120330



Place : Jaipur

Date : 12.11.2022

**Notes to the financial results :-**

- 1 The standalone financial results for the quarter and half year ended September 30, 2022 have been reviewed by the Audit Committee and approved by the Board of Directors of the Company in the Board Meeting held on November 12, 2022 and the Statutory Auditors of the company have carried out Limited Review of the aforesaid results.**
- 2 The statement has been prepared in accordance with the Companies (Indian Accounting Standards) Rules 2015 (Ind AS) prescribed under Section 133 of the Companies Act, 2013 and other recognised accounting practices and policies to the extent applicable. Pursuant to the requirement of Regulation 33 of the SEBI (Listing and Disclosures Requirement) Regulation, 2015, these financial results have been prepared and impact of subsequent events in these financial results have been considered till the date of approval of results.**
- 3 Segments have been identified in line with the Indian Accounting Standard on segment reporting (Ind AS -108).**
- 4 Reversal of excess interest subsidies including provision pertaining to earlier years based on final report of the Joint Inspection Team of Ministry of Textiles, appointed by Technical Advisory-cum Monitoring Committee (TAMC) on issues related to Revised Restructured technology Upgradation Fund scheme (RR-TUFS) of Rs. 204.37 Lakhs in the standalone financial result for the quarter and half year ended 30th September 2022.**
- 5 The Schedule III Companies Act, 2013 has been amended in respect of certain Disclosures / Grouping effective from 01.04.2021. Hence, the Figures have been presented in the financial results duly considering the amendment. Also, the previous period / year figures are reclassified / re-arranged / regrouped, wherever necessary to make them comparable.**

For and on behalf of the Board of Directors  
KG Petrochem Limited,



(G. S. KANDOI)

Chairman Cum Wholetime Director

DIN: 00120330



Place : Jaipur

Date : 12.11.2022



**KG PETROCHEM LIMITED**  
CIN: L24117RJ1980PLC001999

Registered Office: C-171, Road No. 9J, VKI Area, Jaipur-302013  
Corporate Office: F-394(G), Road No 9F-2, VKI Area, Jaipur-302013  
E-mail: jproffice21@bhavik.biz / Phone : 91-141-2331231

**STATEMENT OF CASH FLOW FOR THE HALF YEAR ENDED SEPTEMBER 30,2022**

(Amount in Lakhs)

PARTICULARS	CURRENT YEAR		PREVIOUS YEAR	
	30.09.2022 (Unaudited)		30.09.2021 (Unaudited)	
	DETAILS	AMOUNT	DETAILS	AMOUNT
<b>A) CASH FLOW FROM OPERATING ACTIVITIES</b>				
Net Profit before exceptional and tax as Statement Profit & Loss (Increase in Reserves)	901.06		2,292.58	
<b>Adjusted for :-</b>				
Transfer from Reserves	-		-	
Finance Cost	531.02		354.33	
Interest received	(16.84)		(28.55)	
Remeasurement gain/(loss) of the defined benefit plan	-		-	
Loss/(Profit) on Sale\ written off of Fixed Assets	-		-	
Depreciation	608.23		876.71	
<b>Operating Profit before Working Capital Changes</b>	<b>2,023.48</b>		<b>3,495.07</b>	
<b>Adjusted for:-</b>				
Increase /( Decrease) in Trade Payables	(1655.57)		(221.58)	
Increase /( Decrease) in Borrowings	(2907.44)		1,663.31	
Increase /( Decrease) in Other financial liabilities	(309.81)		268.54	
Increase /( Decrease) in Other current liabilities	2.72		8.28	
Increase /( Decrease) in Other Non-current liabilities	(58.22)		(58.22)	
Increase /( Decrease) in Provisions (except IT)	(95.38)		88.76	
(Increase)/Decrease in Investments	50.00		-	
(Increase)/Decrease in Inventory	1560.18		(2,878.04)	
(Increase)/Decrease in Trade receivables	819.27		570.86	
(Increase)/Decrease in Others current financial assets	1863.20		(1,639.26)	
(Increase)/Decrease in Other current assets	865.05		(265.08)	
(Increase) / Decrease in Non current Financial Assets	(0.19)		0.09	
(Increase) / Decrease in Non current Assets	1.84		1.92	
<b>Cash Generated From Operations</b>	<b>2,159.12</b>		<b>1,034.67</b>	
<b>Net Cash used in Operating Activities Before Extraordinary Items</b>	<b>2,159.12</b>		<b>1,034.67</b>	
<b>Cash Generated From Operations</b>	<b>2,159.12</b>		<b>1,034.67</b>	
Less:- Taxes Paid	(142.81)		356.75	
<b>Net Cash Flow/(used)From Operating Activites</b>		<b>2,016.31</b>		<b>1,391.42</b>
<b>B) CASH FLOW FROM INVESTING ACTIVITIES</b>				
(Increase) / Decrease in Long Term Loans & Advances				
Purchase of Fixed Assets	(168.61)		(456.37)	
(Increase)/decrease to CWIP	(110.57)		-	
Proceeds From Sales/written off of Fixed Assets	0.23		-	
Interest received	16.84		28.55	
<b>Net Cash Flow/(used) in Investing Activities</b>		<b>(262.11)</b>		<b>(427.83)</b>
<b>C) CASH FLOW FROM FINANCING ACTIVITIES</b>				
Procurement of Borrowings			-	
Repayment of Borrowings	(1,905.58)		(673.30)	
Capital Subsidy under TUF				
Interest paid	(531.02)		(354.33)	
<b>Net Cash Flow/(used) From Financing Activities</b>		<b>(2,436.60)</b>		<b>(1,027.63)</b>
<b>Net Increase/(Decrease) in Cash and Cash Equivalent</b>		<b>(682.40)</b>		<b>(64.03)</b>
<b>Opening balance of Cash and Cash Equivalent</b>		<b>708.97</b>		<b>142.45</b>
<b>Closing balance of Cash and Cash Equivalent</b>		<b>26.57</b>		<b>78.42</b>

**Notes:**

1 Cash and Cash Equivalent consists of following:-


Cash on hand  
Balances with Banks  
Closing balance of Cash and Cash Equivalent

Rs.

5.26  
21.30  
26.57

Rs.

1.80  
76.62  
78.42



*Handwritten signature*



**EXTRACT OF STANDALONE UNAUDITED FINANCIAL RESULTS FOR THE QUARTER  
AND HALF YEAR ENDED 30TH SEPTEMBER 2022**

(Rs. In lacs)

Particulars	Quarter ended	Quarter ended	Year ended
	30.9.2022 (Unaudited)	30.9.2021 (Unaudited)	31.3.2022 (Audited)
Total Income from operation (Net)	7442.85	7457.11	35376.70
Net Profit /(Loss) for the period after tax	123.46	535.47	1743.71
Equity Share Capital	581.53	581.53	581.53
Reserve excluding Revaluation Reserve as per Balance Sheet of previous year			11470.62
Earning Per Share of Rs.10/- each(before and after extra ordinary item( not annualised) in Rs.			
a) Basic	2.36	10.26	33.40
b) Diluted	2.36	10.26	33.40
Note:			
1. The standalone financial results for the quarter and half year ended September 30, 2022 have been reviewed by the Audit Committee and approved by the Board of Directors of the Company in the Board Meeting held on November 12, 2022 and the Statutory Auditors of the company have carried out Limited Review of the aforesaid Results.			
2. The above is an extract of the detailed format of Statement of Financial Results filed with the Stock Exchange under Regulation 33 of SEBI (Listing Obligations and Disclosure Requirements) Regulation, 2015. The full format of the Statement of Financial Results is available on the Website of Bombay Stock Exchange at <a href="http://www.bseindia.com">www.bseindia.com</a> and on the Company's website at <a href="http://www.kgpetro.in">www.kgpetro.in</a>			

**For and on behalf of the Board of Directors  
KG Petrochem Limited**



**(G. S. KANDOI)**

**Chairman Cum Wholetime Director**

**DIN: 00120330**



Place : Jaipur

Date : 12.11.2022

