

INDEX

GF	NIPPON INDIA GROWTH FUND (Mid Cap Fund- An open ended equity scheme predominantly investing in mid cap stocks)
GS	NIPPON INDIA VISION FUND (An Open Ended Equity Scheme Investing In Both Large Cap And Mid Cap Stocks)
JP	Nippon India Corporate Bond Fund (An open ended debt scheme predominantly investing in AA+ and above rated corporate bonds. Relatively High interest rate risk and moderate Credit Risk)
JE	Nippon India Income Fund (An open ended medium term debt scheme investing in instruments such that the Macaulay duration of the portfolio is between 4 to 7 years. Relatively High interest rate risk and Relatively Low Credit Risk)
ST	Nippon India Short Term Fund (An open ended short term debt scheme investing in instruments such that the Macaulay duration of the portfolio is between 1 to 3 years. Relatively High interest rate risk and moderate Credit Risk)
BE	NIPPON INDIA BANKING & FINANCIAL SERVICES FUND (An open ended equity scheme investing in Banking & Financial Services Sector)
	Nippon India Hybrid Bond Fund (An Open Ended Hybrid Scheme Investing Predominantly In Debt Instruments)
MI	Nippon India Hybrid Bond Fund - Segregated Portfolio 2
PS	NIPPON INDIA POWER & INFRA FUND (An Open Ended Equity Scheme Investing In Power & Infrastructure Sectors)
CP	Nippon India Ultra Short Duration Fund (An open ended ultra-short term debt scheme investing in debt and money market instruments such that the Macaulay duration of the portfolio is between 3 - 6 months. Moderate interest rate risk and moderate Credit Risk)
PH	NIPPON INDIA PHARMA FUND (An Open Ended Equity Scheme Investing In Pharma Sector)
ME	NIPPON INDIA CONSUMPTION FUND (An Open Ended Equity Scheme Following Consumption Theme)
NI	NIPPON INDIA BALANCED ADVANTAGE FUND (An Open Ended Dynamic Asset Allocation Fund)
NI	Nippon India Dynamic Bond Fund (An open ended dynamic debt scheme investing across duration. Relatively High interest rate risk and Relatively Low Credit Risk)
SO	NIPPON INDIA MULTI CAP FUND (Multi Cap Fund - An Open Ended Equity Scheme Investing Across Large Cap, Mid Cap, Small Cap Stocks)
LE	Nippon India Liquid Fund (An Open Ended Liquid Scheme. Relatively Low Interest rate risk and moderate Credit Risk)
IF	Nippon India Floating Rate Fund (An open ended debt scheme predominantly investing in floating rate instruments (including fixed rate instruments converted to floating rate exposures using swaps/ derivatives). Relatively High interest rate risk and moderate Credit Risk)
RD	Nippon India Credit Risk Fund (An open ended debt scheme predominantly investing in AA and below rated corporate bonds (excluding AA+ rated corporate bonds). Relatively High interest rate risk and Relatively High Credit Risk.)
AF	Nippon India Credit Risk Fund-Segregated Portfolio 2
SD	
SE	NIPPON INDIA VALUE FUND (An Open Ended Equity Scheme Following A Value Investment Strategy)
	NIPPON INDIA EQUITY HYBRID FUND (An Open Ended Hybrid Scheme Investing Predominantly In Equity And Equity Related Instruments)
	NIPPON INDIA EQUITY HYBRID FUND-SEGREGATED PORTFOLIO 1
	NIPPON INDIA EQUITY HYBRID FUND-SEGREGATED PORTFOLIO 2
SH	
LO	Nippon India Money Market Fund (An open ended debt scheme investing in money market instruments. Relatively Low interest rate risk and moderate Credit Risk)
IS	NIPPON INDIA TAX SAVER (ELSS) FUND (An open ended equity linked saving scheme with a statutory lock in of 3 years and tax benefit)
IE	NIPPON INDIA FOCUSED EQUITY FUND (An Open Ended Multi Cap Equity Scheme Investing In Maximum 30 Stocks)
IV	Nippon India Monthly Interval Fund-Series 1 (A Debt Oriented Interval Scheme. Relatively Low Interest rate Risk and relatively high Credit Risk)
LP	Nippon India Low Duration Fund (An open ended low duration debt scheme investing in debt and money market instruments such that the Macaulay duration of the portfolio is between 6 - 12 months. Relatively High interest rate risk and moderate Credit Risk)
IM	Nippon India Monthly Interval Fund - Series 2 (A Debt Oriented Interval Scheme. Relatively Low Interest rate Risk and relatively high Credit Risk)
DC	Nippon India Quarterly Interval Fund-Series 1 (A Debt Oriented Interval Scheme. Relatively Low Interest rate Risk and relatively high Credit Risk)
UB	Nippon India Annual Interval Fund-Series 1 (A Debt Oriented Interval Scheme. Relatively Low Interest rate Risk and relatively high Credit Risk)
ES	Nippon India Quarterly Interval Fund-Series 2 (A Debt Oriented Interval Scheme. Relatively Low Interest rate Risk and relatively high Credit Risk)
QB	Nippon India Quarterly Interval Fund - Series 3 (A Debt Oriented Interval Scheme. Relatively Low Interest rate Risk and relatively high Credit Risk)
EA	NIPPON INDIA LARGE CAP FUND (An Open Ended Equity Scheme Predominantly Investing In Large Cap Stocks)
QP	NIPPON INDIA QUANT FUND (An Open Ended Equity Scheme Investing In Quant Model Theme)
GL	Nippon India Gilt Securities Fund (An open ended debt scheme investing in government securities across maturity. Relatively High interest rate risk and Relatively Low Credit Risk.)
NF	NIPPON INDIA INDEX FUND - NIFTY 50 PLAN (An open ended scheme replicating / tracking Nifty 50)
SC	NIPPON INDIA SMALL CAP FUND (An Open-Ended Equity Scheme Predominantly Investing In Small Cap Stocks)
SE	NIPPON INDIA INDEX FUND - S&P BSE SENSEX PLAN (An open ended scheme replicating / tracking S&P BSE Sensex)
AF	NIPPON INDIA ARBITRAGE FUND (An Open Ended Scheme Investing In Arbitrage Opportunities)
GD	NIPPON INDIA GOLD SAVINGS FUND (An Open Ended Fund of Fund Scheme)
CE	Nippon India ETF Nifty 100 (An Open Ended Index Exchange Traded Fund)
CF	NIPPON INDIA ETF NIFTY INDIA CONSUMPTION (An Open Ended Index Exchange Traded Fund)
RD	NIPPON INDIA ETF NIFTY DIVIDEND OPPORTUNITIES 50 (An Open Ended Index Exchange Traded Fund)
	Nippon India Strategic Debt Fund (An open ended medium term debt scheme investing in instruments such that the Macaulay duration of the portfolio is between 3 to 4 years. Relatively High interest rate risk and Relatively High Credit Risk.)
	NIPPON INDIA STRATEGIC DEBT FUND-SEGREGATED PORTFOLIO 2
CB	
JE	NIPPON INDIA JAPAN EQUITY FUND (An open ended equity scheme following Japan focused theme)
RW	NIPPON INDIA ETF S&P BSE SENSEX (An Open Ended Index Exchange Traded Fund)
RW	NIPPON INDIA RETIREMENT FUND - WEALTH CREATION SCHEME (An open ended retirement solution oriented scheme having a lock-in of 5 years or till retirement age (whichever is earlier))
RG	NIPPON INDIA RETIREMENT FUND - INCOME GENERATION SCHEME (An open ended retirement solution oriented scheme having a lock-in of 5 years or till retirement age (whichever is earlier))
BP	Nippon India Banking & PSU Debt Fund (An open ended debt scheme predominantly investing in Debt instruments of banks, Public Sector Undertakings, Public Financial Institutions and Municipal Bonds. Relatively High interest rate risk and moderate Credit Risk)
	NIPPON INDIA EQUITY SAVINGS FUND (An open ended equity scheme investing in equity, arbitrage and debt)
	NIPPON INDIA EQUITY SAVINGS FUND-SEGREGATED PORTFOLIO 1
	NIPPON INDIA EQUITY SAVINGS FUND-SEGREGATED PORTFOLIO 2
ES	
NX	NIPPON INDIA ETF NIFTY 50 VALUE 20 (A Open Ended Index Exchange Traded Fund)
LE	NIPPON INDIA US EQUITY OPPORTUNITIES FUND (An open ended equity scheme following US focused theme)
LT	NIPPON INDIA ETF NIFTY 8-13 YR G-SEC LONG TERM GLT (An Open Ended Index Exchange Traded Fund. Relatively High interest rate risk and Relatively Low Credit Risk)
CH	NIPPON INDIA CAPITAL BUILDER FUND IV - SERIES B (A Close Ended Equity Oriented Scheme)
NL	Nippon India Nivesh Lakshya Fund (An open ended debt scheme investing in instruments such that the Macaulay duration of the portfolio is greater than 7 years. Relatively High interest rate risk and Relatively Low Credit Risk)
NB	NIPPON INDIA ETF NIFTY 50 BEES (An Open Ended Index Exchange Traded Fund)
JZ	NIPPON INDIA ETF NIFTY NEXT 50 JUNIOR BEES (An Open Ended Index Exchange Traded Fund)
PU	NIPPON INDIA ETF NIFTY PSU BANK BEES (An Open Ended Index Exchange Traded Fund)
GB	Nippon India ETF Gold BeES (An Open Ended Gold Exchange Traded Fund)
	Nippon India ETF NIFTY 1D RATE LIQUID BEES (An open ended liquid scheme, listed on the Exchange in the form of an ETF, investing in Tri-Party Repo on G-Sec or T-bills /Repo & Reverse Repo with daily Dividend and compulsory Reinvestment of Income Distribution cum capital withdrawal option. Relatively Low Interest Rate Risk and Relatively Low Credit Risk.)
IB	NIPPON INDIA ETF NIFTY BANK BEES (An Open Ended Index Exchange Traded Fund)
SB	Nippon India ETF Nifty 50 Shariah BeES (An Open Ended Index Exchange Traded Fund)
HS	Nippon India ETF Hang Seng BeES (An Open Ended Index Exchange Traded Fund)
IB	NIPPON INDIA ETF NIFTY INFRASTRUCTURE BEES (An Open Ended Index Exchange Traded Fund)
CC	CPSE ETF (An Open Ended Index Exchange Traded Fund)
QN	Nippon India Overnight Fund (An open-ended debt scheme investing in overnight securities. Relatively Low Interest Rate Risk and Relatively Low Credit Risk)
NW	Nippon India ETF Nifty Midcap 150 (An Open Ended Index Exchange Traded Fund)
BL	NIPPON INDIA NIFTY NEXT 50 JUNIOR BEES FOF (An Open Ended fund of funds scheme investing in Nippon India ETF Junior BeES)
GE	Nippon India Fixed Horizon Fund XII Series 8 (A Close Ended Income Scheme. Relatively high interest rate risk and Moderate Credit Risk)
SN	NIPPON INDIA ETF S&P BSE SENSEX NEXT 50 (An Open Ended Index Exchange Traded Fund)
F7	Nippon India Fixed Horizon Fund - XLII - Series 4 (A Close Ended Income Scheme. Moderate Interest rate risk and Moderate credit Risk)
QF	Nippon India Capital Protection Oriented Fund II - Plan A (A Close-Ended Capital Protection Oriented Scheme. Moderate Interest Rate Risk And Moderate Credit Risk)
NV	Nippon India ETF Nifty IT (An open ended scheme replicating/ tracking NIFTY IT Index)
MF	Nippon India Multi Asset Fund (An open ended scheme investing in Equity, Debt and Exchange Traded Commodity Derivatives and Gold ETI)
MS	Nippon India Nifty Smallcap 250 Index Fund (An open ended scheme replicating/tracking Nifty Smallcap 250 Index)
NC	NIPPON INDIA ETF NIFTY CPSE BOND PLUS SDL SEP2024 50:50 (An open-ended Target Maturity Exchange Traded CPSE Bond Plus SDL Fund predominantly investing in constituents of Nifty CPSE Bond Plus SDL Sep 2024 50:50 Index. Moderate interest rate risk and Relatively Low Credit Risk.)
PP	Nippon India Passive Flexicap FOF (An Open-ended Fund of Funds Scheme investing in units of ETFs/Index Funds of Nippon India Mutual Fund)
AL	Nippon India Asset Allocator FOF (An open ended fund of funds scheme investing in equity oriented schemes, debt oriented schemes and gold ETF of Nippon India Mutual Fund)
NP	Nippon India Nifty Midcap 150 Index Fund (An open ended scheme replicating/tracking Nifty Midcap 150 Index)
NV	Nippon India Nifty 50 Value 20 Index Fund (An open ended scheme replicating/tracking Nifty 50 Value 20 Index)
NY	NIPPON INDIA ETF NIFTY SDL APR 2026 TOP 20 EQUAL WEIGHT (An open-ended Target Maturity Exchange Traded SDL Fund predominantly investing in constituents of Nifty SDL Apr 2026 Top 20 Equal Weight Index. Relatively High interest rate risk and Relatively Low Credit Risk.)
NG	NIPPON INDIA ETF NIFTY 5 YR BENCHMARK G-SEC (An open ended scheme replicating/tracking Nifty 5 yr Benchmark G-Sec Index. Relatively High interest rate risk and Relatively Low Credit Risk)
NH	Nippon India Nifty Pharma ETF (An open ended scheme replicating/ tracking NIFTY Pharma Index)
LC	Nippon India Flexi Cap Fund (An open ended dynamic equity scheme investing across large cap,mid cap, small cap stocks)
HG	Nippon India Fixed Horizon Fund - XLIII - Series 1 (A Close Ended Income Scheme. Moderate Interest rate risk and Moderate credit Risk)
ET	Nippon India Taiwan Equity Fund (An open ended equity scheme following Taiwan focused theme)
NO	Nippon India Nifty Auto ETF (An open ended scheme replicating/ tracking NIFTY Auto Index)
SI	Nippon India Silver ETF (An open ended scheme, listed on the Exchange in the form of an Exchange Traded Fund (ETF) investing in physical silver and / or Exchange Traded Commodity Derivatives (ETCO) in Silver)
SO	Nippon India Nifty Silver ETF FOF (An open ended Fund of Fund)
HK	Nippon India Fixed Horizon Fund -XLIII - Series 5(A Close Ended Income Scheme.Relatively highinterest rate risk and Moderate Credit Risk)
CN	Nippon India Nifty AAA CPSE Bond PlusSDL - Apr 2027 Maturity 60:40 Index Fund(An open-ended Target Maturity Index Fund investing in constituents ofNifty AAA CPSE Bond Plus SDL Apr 2027 60:40 Index. A Relatively Highinterest rate risk and Relatively Low Credit Risk)
NN	Nippon India Nifty Alpha Low Volatility30IndexFund(An open-ended scheme replicating/ tracking Nifty Alpha Low Volatility 30 Index)
WS	Nippon India Fixed Horizon Fund - XLIV - Series 1(A Close Ended Scheme. Relatively High Interest rate risk and moderate Credit Risk)
Matured schemes and Notes	Security matured and default beyond its maturity date as on 30th September 2022 (forming part of net current assets) is as follows :

Monthly Portfolio Statement as on September 30,2022

ISIN	Name of the Instrument	Industry / Rating	Quantity	Market/Fair Value (Rs. in Lacs)	% to NAV	YIELD
(a) Listed / awaiting listing on Stock Exchanges						
INE200M01013	Varun Beverages Limited	Beverages	52,24,068	54,549.72	4.12%	
INE149A01033	Cholamandalam Financial Holdings Limited	Finance	69,66,857	45,535.38	3.44%	
INE49L01017	AJ Small Finance Bank Limited	Banks	71,85,786	44,494.39	3.36%	
INE180A01020	Max Financial Services Limited	Insurance	49,78,243	37,964.08	2.87%	
INE171A01029	The Federal Bank Limited	Banks	3,11,00,000	36,931.25	2.79%	
INE053A01029	The Indian Hotels Company Limited	Leisure Services	1,10,83,386	36,763.59	2.78%	
INE647O01011	Aditya Birla Fashion and Retail Limited	Retailing	1,04,83,209	36,596.88	2.76%	
INE872J01023	Devyani International Limited	Leisure Services	1,66,04,941	32,329.82	2.44%	
INE195A01028	Supreme Industries Limited	Industrial Products	12,04,885	25,709.02	1.94%	
INE25A01024	Bharat Electronics Limited	Aerospace & Defense	2,53,35,896	25,574.57	1.93%	
INE571A01038	PCA Laboratories Limited	Pharmaceuticals & Biotechnology	27,43,198	25,100.26	1.92%	
INE008A01021	Infosys Limited	IT - Software	17,35,000	24,523.36	1.85%	
INE061F01013	Fortis Healthcare Limited	Healthcare Services	89,48,803	23,642.74	1.79%	
INE048G01026	Navin Fluorine International Limited	Chemicals & Petrochemicals	5,20,058	23,355.02	1.76%	
INE774D01024	Mahindra & Mahindra Financial Services Limited	Finance	1,25,00,000	23,156.25	1.75%	
INE229H01013	Persistent Systems Limited	IT - Software	7,07,326	22,925.85	1.73%	
INE738E01010	NTPC Limited	Power	1,43,57,206	22,821.28	1.73%	
INE540L01014	Alkem Laboratories Limited	Pharmaceuticals & Biotechnology	6,88,346	22,558.48	1.70%	
INE974X01010	Tube Investments of India Limited	Auto Components	8,14,514	22,353.11	1.69%	
INE00R01025	Dalmia Bharat Limited	Cement & Cement Products	13,61,798	21,761.53	1.64%	
INE720U01013	Angel One Limited	Capital Markets	15,76,299	21,469.18	1.62%	
INE114D01025	Container Corporation of India Limited	Transport Services	29,70,314	21,138.24	1.60%	
INE290U01018	Crompton Greaves Consumer Electricals Limited	Consumer Durables	47,35,694	19,506.32	1.47%	
INE849A01020	Trent Limited	Retailing	13,73,477	19,503.37	1.47%	
INE176A01028	Bata India Limited	Consumer Durables	10,18,061	18,543.98	1.40%	
INE45K01017	Polyvac India Limited	Industrial Products	7,22,004	18,488.72	1.40%	
INE68F01025	United Breweries Limited	Beverages	10,71,509	18,289.59	1.38%	
INE761H01022	Page Industries Limited	Textiles & Apparel	35,419	17,945.44	1.36%	
INE811K01011	Prestige Estates Projects Limited	Realty	37,27,054	16,764.29	1.27%	
INE584A01023	NMDC Limited	Minerals & Mining	1,28,00,000	16,352.00	1.23%	
INE101A01026	Mahindra & Mahindra Limited	Automobiles	12,69,684	16,102.13	1.22%	
INE134E01011	Power Finance Corporation Limited	Finance	1,44,48,588	15,113.20	1.14%	
INE813A01018	Mahindra Lifespace Developers Limited	Realty	30,65,469	14,469.11	1.09%	
INE66C01036	Tech Mahindra Limited	IT - Software	14,10,000	14,221.26	1.07%	
INE092A01019	Tata Chemicals Limited	Chemicals & Petrochemicals	12,71,427	14,046.09	1.06%	
INE256A01028	Zee Entertainment Enterprises Limited	Entertainment	52,00,000	13,423.80	1.01%	
INE058A01010	Sanoofi India Limited	Pharmaceuticals & Biotechnology	2,26,766	13,108.89	0.99%	
INE27H01010	Max Healthcare Institute Limited	Healthcare Services	32,00,000	13,052.80	0.99%	
INE180A01031	Coromandel International Limited	Fertilizers & Agrochemicals	13,10,830	13,032.27	0.98%	
INE203G01027	Indraprastha Gas Limited	Gas	31,02,265	12,309.79	0.93%	
INE089A01023	Dr. Reddy's Laboratories Limited	Pharmaceuticals & Biotechnology	2,80,000	12,139.96	0.92%	
INE288B01029	Deepak Nitrite Limited	Chemicals & Petrochemicals	5,93,778	12,089.32	0.91%	
INE046L01027	InterGlobe Aviation Limited	Transport Services	6,50,000	12,059.46	0.91%	
INE290K01018	Sona BLW Precision Forgings Limited	Auto Components	25,97,918	12,045.99	0.91%	
INE548C01032	Emami Limited	Personal Products	23,01,840	11,608.18	0.88%	
INE114A01011	Steel Authority of India Limited	Ferrous Metals	1,46,00,000	11,205.50	0.85%	
INE741K01010	CreditAccess Grameen Limited	Finance	11,01,639	10,951.39	0.83%	
INE06F01012	Hindustan Aeronautics Limited	Aerospace & Defense	4,56,007	10,869.23	0.81%	
INE52D01027	Manipalnam Finance Limited	Finance	1,07,89,616	10,514.46	0.79%	
INE238A01034	Axis Bank Limited	Banks	14,20,367	10,414.13	0.79%	
INE142Z01019	Orient Electric Limited	Consumer Durables	38,10,364	10,398.48	0.79%	
INE226A01021	Voltas Limited	Consumer Durables	11,00,086	9,971.73	0.75%	
INE86A01014	MTAR Technologies Limited	Aerospace & Defense	5,67,479	8,987.16	0.68%	
INE470A01017	DJI India Limited	Diversified	94,000	8,366.14	0.63%	
INE115A01026	LIC Housing Finance Limited	Finance	19,00,000	7,883.15	0.59%	
INE117A01022	ABB India Limited	Electrical Equipment	2,50,881	7,748.21	0.59%	
INE00WC01027	Aflie (India) Limited	IT - Services	5,88,586	7,422.95	0.56%	
INE121A01024	Cholamandalam Investment and Finance Company Ltd	Finance	10,00,000	7,322.00	0.55%	
INE462A01022	Bayer CropScience Limited	Fertilizers & Agrochemicals	1,48,548	7,253.67	0.55%	
INE156A01022	Tata Motors Limited	Automobiles	71,88,941	7,221.87	0.55%	
INE028A01039	Bank of Baroda	Banks	53,55,000	7,090.02	0.54%	
INE545U01014	Bandhan Bank Limited	Banks	26,57,322	7,084.42	0.54%	
INE151A01013	Tata Communications Limited	Telecom - Services	5,90,000	6,789.72	0.51%	
INE572A01028	JB Chemicals & Pharmaceuticals Limited	Pharmaceuticals & Biotechnology	3,38,196	6,492.69	0.49%	
INE76L01015	Zomato Limited	Retailing	1,03,58,153	6,458.30	0.49%	
INE929C01014	JK Cement Limited	Cement & Cement Products	2,43,795	6,401.20	0.48%	
INE935N01020	Dixon Technologies (India) Limited	Consumer Durables	1,45,777	6,372.79	0.48%	
INE242A01010	Indian Oil Corporation Limited	Petroleum Products	92,50,000	6,192.88	0.47%	
INE511C01022	Poonawalla Fincorp Limited	Finance	20,03,117	6,125.53	0.46%	
INE278Y01022	Campus Activewear Limited	Consumer Durables	10,08,597	5,764.13	0.44%	
INE749A01030	Jindal Steel & Power Limited	Ferrous Metals	13,42,688	5,764.88	0.43%	
INE233A01035	Godrej Industries Limited	Food Products	12,84,263	5,637.91	0.43%	
INE944F01028	Radico Khailan Limited	Beverages	5,27,500	5,511.32	0.42%	
INE813H01021	Torrent Power Limited	Power	10,79,656	5,256.85	0.40%	
INE647A01010	SRF Limited	Chemicals & Petrochemicals	1,86,487	4,668.81	0.35%	
INE0C4L01024	Rategain Travel Technologies Limited	IT - Software	17,05,019	4,595.88	0.35%	
INE571A01010	Honeywell Automation India Limited	Industrial Manufacturing	11,467	4,587.28	0.35%	
INE031B01049	Ajanta Pharma Limited	Pharmaceuticals & Biotechnology	2,58,409	3,288.13	0.25%	
INE933K01021	Bajaj Consumer Care Limited	Personal Products	20,19,629	3,150.62	0.24%	
INE768C01010	Zydus Wellness Limited	Food Products	1,67,377	2,717.87	0.21%	
INE146L01010	Kirloskar Oil Engines Limited	Industrial Products	9,78,104	2,379.71	0.18%	
INE591G01017	Colgate Limited	IT - Software	70,000	2,353.37	0.18%	
INE913H01037	Endurance Technologies Limited	Auto Components	1,50,000	2,135.93	0.16%	
INE00F201020	Prudent Corporate Advisory Services Limited	Capital Markets	2,14,268	1,564.58	0.12%	
INE208A01029	Ashok Leyland Limited	Agricultural, Commercial & Construction Vehicles	6,41,423	979.13	0.07%	
INE312H01016	INOX Leisure Limited	Entertainment	91,686	468.74	0.04%	
Subtotal				12,51,698.33	94.57%	
(b) UNLISTED						
INE671B01034	Globsyn Technologies Limited**	IT - Services	20,000	0.00	0.00%	
Subtotal				0.00	0.00%	
Total				12,51,698.33	94.57%	
Money Market Instruments						
Triparty Repo						
Reverse Repo Instrument						
Triparty Repo						
Total				58,006.01	4.38%	
Exchange Traded Funds						
INF204KAI1LD7	Nippon India ETF Nifty India Consumption		13,20,000	1,137.84	0.09%	
INF204K014N5	Nippon India ETF Nifty 100		1,00,000	181.18	0.01%	
Total				1,319.02	0.10%	
OTHERS						
Cash Margin - Derivatives				9,500.00	0.72%	
Cash Margin - CCLL				327.11	0.02%	
Total				9,827.11	0.74%	
Net Current Assets				3,224.94	0.21%	
GRAND TOTAL				13,24,075.41	100.00%	

\$ Less Than 0.01% of NAV
 ** Non Traded Securities/illiquid Securities

Details of Stock Future / Index Future

Long/Short	Name of the Instrument	Industry	Quantity	Market/Fair Value (Rs. in Lacs)	% to NAV
Short	Bank Nifty Index_27/10/2022	Index	83500	32,404.14	2.45%

BENCHMARK NAME - NIFTY MIDCAP 150 TRI
 BENCHMARK RISK-O-METER

SCHEME RISK-O-METER



Monthly Portfolio Statement as on September 30,2022

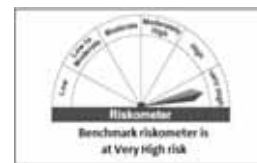
ISIN	Name of the Instrument	Industry / Rating	Quantity	Market/Fair Value (Rs. in Lacs)	% to NAV	YIELD
	Equity & Equity related					
	(a) Listed / awaiting listing on Stock Exchanges					
INE040A01034	HDFC Bank Limited	Banks	11,03,680	15,687.16	4.97%	
INE018A01030	Larsen & Toubro Limited	Construction	7,50,000	13,857.75	4.39%	
INE090A01021	ICICI Bank Limited	Banks	15,75,442	13,580.31	4.30%	
INE002A01018	Reliance Industries Limited	Petroleum Products	3,80,000	9,035.45	2.86%	
INE062A01020	State Bank of India	Banks	15,23,432	8,063.33	2.56%	
INE733E01010	NTPC Limited	Power	48,00,000	7,663.20	2.43%	
INE522F01014	Coal India Limited	Consumable Fuels	36,00,000	7,641.00	2.42%	
INE003A01024	Siemens Limited	Electrical Equipment	2,48,986	6,898.90	2.19%	
INE299U01018	Crompton Greaves Consumer Electricals Limited	Consumer Durables	15,34,300	6,319.78	2.00%	
INE523A01029	The Indian Hotels Company Limited	Leisure Services	18,90,000	6,269.13	1.99%	
INE154A01025	ITC Limited	Diversified FMCG	19,71,491	6,217.09	1.97%	
INE101A01026	Mahindra & Mahindra Limited	Automobiles	4,90,000	6,214.18	1.97%	
INE208A01029	Ashok Leyland Limited	Agricultural, Commercial & Construction Vehicles	40,22,372	6,140.15	1.95%	
INE092A01019	Tata Chemicals Limited	Chemicals & Petrochemicals	5,50,000	6,076.13	1.93%	
INE848A01020	Trent Limited	Retailing	4,24,521	6,028.20	1.91%	
INE09A01021	Infosys Limited	IT - Software	4,00,000	5,653.80	1.79%	
INE238A01034	Axis Bank Limited	Banks	7,69,583	5,642.58	1.79%	
INE115A01026	LIC Housing Finance Limited	Finance	13,30,000	5,504.21	1.74%	
INE686F01025	United Breweries Limited	Beverages	3,17,000	5,410.87	1.71%	
INE028A01039	Bank of Baroda	Banks	40,25,000	5,329.10	1.69%	
INE847D01011	Aditya Birla Fashion and Retail Limited	Retailing	14,52,653	5,071.21	1.61%	
INE448B01023	TVS Motor Company Limited	Automobiles	4,87,022	5,027.98	1.59%	
INE001A01036	Housing Development Finance Corporation Limited	Finance	2,19,194	5,014.61	1.59%	
INE018E01016	SBI Cards and Payment Services Limited	Finance	5,45,661	4,984.61	1.58%	
INE176A01028	Bata India Limited	Consumer Durables	2,65,000	4,826.98	1.53%	
INE121A01024	Cholamandalam Investment and Finance Company Ltd	Finance	6,51,100	4,767.95	1.51%	
INE49L01017	AJ Small Finance Bank Limited	Banks	7,48,090	4,632.17	1.47%	
INE685A01028	Torrent Pharmaceuticals Limited	Pharmaceuticals & Biotechnology	2,89,250	4,512.49	1.43%	
INE437A01024	Apollo Hospitals Enterprise Limited	Healthcare Services	1,00,000	4,383.40	1.39%	
INE935N01020	Dixon Technologies (India) Limited	Consumer Durables	1,00,000	4,371.60	1.39%	
INE217B01036	Kajaria Ceramics Limited	Consumer Durables	3,45,847	4,151.55	1.32%	
INE180A01020	Max Financial Services Limited	Insurance	5,40,000	4,118.94	1.31%	
INE584A01023	NMDC Limited	Minerals & Mining	31,00,000	3,960.25	1.28%	
INE09N01011	Gujarat Fluorochemicals Limited	Chemicals & Petrochemicals	99,503	3,925.69	1.24%	
INE358A01014	Abbott India Limited	Pharmaceuticals & Biotechnology	19,977	3,823.43	1.21%	
INE669C01036	Tech Mahindra Limited	IT - Software	3,73,000	3,762.08	1.19%	
INE571A01038	IPCA Laboratories Limited	Pharmaceuticals & Biotechnology	4,02,788	3,685.51	1.17%	
INE065F01012	Hindustan Aeronautics Limited	Aerospace & Defense	1,50,000	3,517.98	1.11%	
INE038A01020	Hindalco Industries Limited	Non - Ferrous Metals	9,00,000	3,514.95	1.11%	
INE123W01016	SBI Life Insurance Company Limited	Insurance	2,80,000	3,501.26	1.11%	
INE047A01021	Grasim Industries Limited	Cement & Cement Products	2,00,000	3,349.70	1.06%	
INE059A01026	Cipla Limited	Pharmaceuticals & Biotechnology	3,00,000	3,344.85	1.06%	
INE572J01023	Devyani International Limited	Leisure Services	16,62,721	3,237.32	1.03%	
INE102A01025	Tata Consumer Products Limited	Agricultural Food & other Products	4,00,000	3,211.40	1.02%	
INE203G01027	Indraprastha Gas Limited	Gas	8,00,345	3,175.77	1.01%	
INE749A01030	Jindal Steel & Power Limited	Ferrous Metals	7,00,000	3,000.20	0.95%	
INE237A01028	Kotak Mahindra Bank Limited	Banks	1,63,202	2,968.97	0.94%	
INE226A01021	Volvas Limited	Consumer Durables	2,73,000	2,474.61	0.78%	
INE175G01017	ICICI Lombard General Insurance Company Limited	Insurance	2,12,857	2,450.30	0.78%	
INE298A01020	Cummins India Limited	Industrial Products	2,00,000	2,391.70	0.76%	
INE663F01024	Info Edge (India) Limited	Retailing	60,000	2,316.36	0.73%	
INE155A01022	Tata Motors Limited	Automobiles	5,70,000	2,306.22	0.73%	
INE262H01013	Persistent Systems Limited	IT - Software	70,000	2,268.84	0.72%	
INE233A01035	Godrej Industries Limited	Food Products	5,04,575	2,215.98	0.70%	
INE200M01013	Varun Beverages Limited	Beverages	1,94,872	2,034.85	0.64%	
INE296A01024	Bajaj Finance Limited	Finance	26,632	1,953.66	0.62%	
INE044A01036	Sun Pharmaceutical Industries Limited	Pharmaceuticals & Biotechnology	2,00,000	1,897.30	0.60%	
INE093G01010	Oberoi Realty Limited	Realty	2,00,000	1,835.60	0.58%	
INE192A01018	Pfizer Limited	Pharmaceuticals & Biotechnology	40,000	1,706.14	0.54%	
INE540L01014	Aksum Laboratories Limited	Pharmaceuticals & Biotechnology	50,000	1,658.60	0.52%	
INE00R01025	Dalmia Bharat Limited	Cement & Cement Products	1,01,000	1,613.98	0.51%	
INE061F01013	Fortis Healthcare Limited	Healthcare Services	5,69,306	1,504.11	0.48%	
INE860A01027	HCL Technologies Limited	IT - Software	1,60,000	1,491.76	0.47%	
INE117A01022	ABB India Limited	Electrical Equipment	48,061	1,484.32	0.47%	
INE111A01023	Container Corporation of India Limited	Transport Services	2,00,000	1,423.30	0.45%	
INE523G01014	LK Cement Limited	Cement & Cement Products	45,829	1,203.31	0.38%	
INE467B01029	Tata Consultancy Services Limited	IT - Software	40,000	1,201.82	0.38%	
INE288B01029	Deepak Nitrite Limited	Chemicals & Petrochemicals	50,000	1,018.00	0.32%	
INE089A01023	Dr. Reddy's Laboratories Limited	Pharmaceuticals & Biotechnology	20,000	867.14	0.27%	
INE752E01010	Power Grid Corporation of India Limited	Power	4,00,000	848.80	0.27%	
INE356A01018	Mphasis Limited	IT - Software	35,000	730.88	0.23%	
INE152A01029	Thermax Limited	Electrical Equipment	30,000	650.85	0.21%	
INE079A01024	Ambuja Cements Limited	Cement & Cement Products	1,00,000	515.60	0.16%	
INE397D01024	Bharti Airtel Limited	Telecom - Services	25,000	199.98	0.06%	
	Subtotal			3,03,335.18	96.11%	
	(b) UNLISTED			NIL	NIL	NIL
	Subtotal			NIL	NIL	NIL
	Total			3,03,335.18	96.11%	
	Money Market Instruments					
	Triparty Repo/ Reverse Repo Instrument					
	Triparty Repo			9,375.00	2.97%	
	Total			9,375.00	2.97%	
	OTHERS					
	Cash Margin - CCIL			52.12	0.02%	
	Total			52.12	0.02%	
	Net Current Assets			2,748.60	0.90%	
	GRAND TOTAL			3,15,510.90	100.00%	

SCHEME RISK-O-METER



BENCHMARK NAME - NIFTY LARGE MIDCAP 250 TRI

BENCHMARK RISK-O-METER



Monthly Portfolio Statement as on September 30,2022

ISIN	Name of the Instrument	Industry / Rating	Quantity	Market/Fair Value (Rs. In Lacs)	% to NAV	YIELD
Debt Instruments						
(a) Listed / awaiting listing on Stock Exchange						
Floating Rate Note						
INE722A07BC2	Shriram City Union Finance Limited**	CRISIL AA	750	7,596.16	5.37%	10.36%
INE213Y0718	Varanasi Sangam Expressway Private Limited**	FITCH AAA	500	4,792.00	3.39%	7.94%
Government Securities						
IN2920150348	8.39% State Government Securities	SOVEREIGN	77,28,000	7,851.89	5.55%	7.66%
IN1620150186	8.21% State Government Securities	SOVEREIGN	51,80,000	5,269.11	3.73%	7.64%
IN2920150447	8.21% State Government Securities	SOVEREIGN	16,29,000	1,649.06	1.17%	7.66%
IN3320150672	8.44% State Government Securities	SOVEREIGN	15,00,000	1,511.95	1.07%	6.83%
IN0020090034	7.35% Government of India	SOVEREIGN	10,00,000	1,003.45	0.71%	7.12%
IN4520160164	7.63% State Government Securities	SOVEREIGN	10,00,000	1,003.35	0.71%	6.85%
IN0020160050	6.84% Government of India	SOVEREIGN	10,00,000	1,001.41	0.71%	6.07%
IN2920150322	8.39% State Government Securities	SOVEREIGN	8,01,000	806.55	0.57%	6.85%
IN0020200112	5.22% Government of India	SOVEREIGN	5,00,000	476.36	0.34%	7.17%
IN1620150178	8.21% State Government Securities	SOVEREIGN	1,60,000	162.09	0.11%	7.63%
Non Convertible Debentures						
INE507T07062	6.59% Summit Digital Infrastructure Limited **	CRISIL AAA	950	9,091.69	6.43%	8.18%
INE062A08256	9.24% State Bank of India **	CRISIL AAA	650	6,261.85	4.43%	6.85%
INE047A08158	7.6% Grasim Industries Limited **	CRISIL AAA	550	5,510.11	3.90%	7.44%
INE101A08112	6.19% Mahindra & Mahindra Limited **	CRISIL AAA	500	4,964.27	3.51%	7.15%
INE566F08KC2	7.23% Small Industries Dev Bank of India **	ICRA AAA	500	4,957.82	3.51%	7.53%
INE790Z07012	9.04% Indirafravt Trust **	CRISIL AAA	500	4,865.21	3.44%	7.92%
INE03V080882	6.4% John Deere Financial India Private Limited **	CRISIL AAA	500	4,815.63	3.40%	7.98%
INE0GYU07012	6.78% Virescent Renewable Energy Trust **	CRISIL AAA	500	4,600.32	3.25%	8.55%
INE733E07JP6	8.49% NTPC Limited **	CRISIL AAA	3,60,00,000	4,577.94	3.24%	7.30%
INE691H07E52	7.9% L&T Finance Limited **	CRISIL AAA	350	3,503.31	2.48%	7.81%
INE219X07017	8.6% India Grid Trust InvIT Fund **	CRISIL AAA	300	3,033.26	2.15%	7.65%
INE020508N7	8.1% REC Limited **	CRISIL AAA	300	3,032.74	2.15%	7.37%
INE163N08107	8.45% ONGC Petro Additions Limited **	ICRA AAA(CE)	300	3,016.47	2.13%	7.15%
INE941D07182	7.65% Sikka Ports and Terminals Limited **	CRISIL AAA	300	3,007.33	2.13%	6.97%
INE537P07539	8.25% India Infradebt Limited **	CRISIL AAA	250	2,521.26	1.78%	7.87%
INE047A08141	7.85% Grasim Industries Limited **	CRISIL AAA	250	2,512.64	1.78%	7.44%
INE949L08442	9.3% AU Small Finance Bank Limited	CRISIL AA	250	2,508.05	1.77%	9.20%
INE018A08B85	7.25% Larsen & Toubro Limited **	CRISIL AAA	250	2,490.62	1.76%	7.47%
INE134E08KT5	7.17% Power Finance Corporation Limited **	CRISIL AAA	250	2,484.03	1.76%	7.42%
INE261F08CV6	5.09% National Bank For Agriculture and Rural Development **	ICRA AAA	250	2,483.21	1.76%	6.78%
INE041007050	6.4% Embassy Office Parks REIT **	CRISIL AAA	250	2,462.44	1.74%	7.78%
INE790Z07038	9.04% Indirafravt Trust **	CRISIL AAA	250	2,432.61	1.72%	7.92%
INE790Z07046	6.5% Indirafravt Trust **	CRISIL AAA	240	2,334.00	1.65%	7.92%
INE721A07PW2	9% Shriram Transport Finance Company Limited **	CRISIL AA+	200	2,011.44	1.42%	7.81%
INE813H07176	6.7% Torrent Power Limited **	CRISIL AA+	200	1,949.27	1.38%	7.86%
INE477A07316	6.7% Can Fin Homes Limited **	ICRA AA+	200	1,942.12	1.37%	8.04%
INE261F08BK1	7.69% National Bank For Agriculture and Rural Development **	CRISIL AAA	150	1,507.01	1.07%	7.34%
INE963H07039	6.5% Swarna Tollway Private Limited **	CRISIL AAA	150	1,463.52	1.04%	9.86%
INE020B08C44	7.12% REC Limited **	CRISIL AAA	144	1,440.38	1.02%	6.82%
INE053F09FP0	10.7% Indian Railway Finance Corporation Limited **	CRISIL AAA	100	1,033.90	0.73%	7.06%
INE540P07145	9.48% U.P. Power Corporation Limited **	FITCH AA(CE)	100	1,004.23	0.71%	8.31%
INE124N07507	9.8% SK Finance Limited **	ICRA AA+(CE)	300	696.08	0.49%	9.39%
INE514E08CE7	8.76% Export Import Bank of India **	CRISIL AAA	50	502.85	0.36%	6.82%
INE134E08693	Zero Coupon Bonds Power Finance Corporation Limited **	CRISIL AAA	1,500	1,476.32	1.04%	6.51%
Subtotal				1,35,615.31	95.93%	
(b) Privately placed / Unlisted						
Subtotal				NIL	NIL	NIL
(c) Securitised Debt						
INE0C0T15040	Innovation Trust XXX **	CRISIL AAA(SO)	39	508.01	0.36%	11.26%
Subtotal				508.01	0.36%	
Total				1,36,123.32	96.29%	
Money Market Instruments						
Triparty Repo/ Reverse Repo Instrument						
Triparty Repo				3,027.87	2.14%	
Total				3,027.87	2.14%	
OTHERS						
Cash Margin - CCIL				6.29	0.00%	
Total				6.29	0.00%	
Net Current Assets				2,229.63	1.57%	
GRAND TOTAL				1,41,378.11	100.00%	

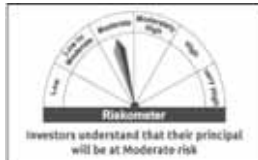
** Non Traded Securities/illiquid Securities
\$ Less Than 0.01% of NAV

Disclosure of Yield to Call

*With Reference to * AMFI Best Practices Guidelines Circular No. 91/2020 – 21 on 'Valuation of AT-1 Bonds and Tier 2 Bonds' disclosure of Yield to Call as follows*

isin_code	security_name	Yield to Call
INE062A08256	6.24% SBI NCDS/2 BSIII Tier2 (M21/9/30)CALL19/9/25	7.67%

SCHEME RISK-O-METER



BENCHMARK NAME - NIFTY CORPORATE BOND INDEX B-III
BENCHMARK RISK-O-METER

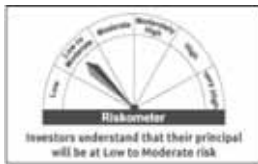


Monthly Portfolio Statement as on September 30,2022

ISIN	Name of the Instrument	Industry / Rating	Quantity	Market/Fair Value (Rs. in Lacs)	% to NAV	YIELD
Debt Instruments						
(a) Listed / awaiting listing on Stock Exchange						
Government Securities						
IN0020210137	5.38% Government of India	SOVEREIGN	55,00,000	5,400.38	24.55%	7.13%
IN0020220060	7.26% Government of India	SOVEREIGN	50,00,000	4,953.53	22.52%	7.39%
IN0020210186	5.74% Government of India	SOVEREIGN	45,00,000	4,257.41	19.35%	7.27%
IN0020200120	7.42% Government of India	SOVEREIGN	5,00,000	500.61	2.28%	7.31%
IN0020200070	5.79% Government of India	SOVEREIGN	40,200	36.59	0.17%	7.35%
IN0020190065	7.57% Government of India	SOVEREIGN	14,400	14.61	0.07%	7.37%
IN0020200153	5.77% Government of India	SOVEREIGN	700	0.64	\$0.00%	7.32%
IN0020180454	7.26% Government of India	SOVEREIGN	600	0.60	\$0.00%	7.28%
IN2920160123	8.19% State Government Securities Non Convertible Debentures	SOVEREIGN	90	0.09	\$0.00%	7.67%
INE103D08021	6.79% Bharat Sanchar Nigam Limited **	CRISIL AAA(CE)	110	1,044.74	4.75%	7.79%
	Subtotal			16,209.20	73.69%	
	(b) Privately placed / Unlisted			NIL	NIL	NIL
	Subtotal			NIL	NIL	NIL
	(c) Securitised Debt					
	Subtotal			NIL	NIL	
	Total			16,209.20	73.69%	
Money Market Instruments						
	Triparty Repo/ Reverse Repo Instrument					
	Triparty Repo			5,477.62	24.90%	
	Total			5,477.62	24.90%	
	OTHERS					
	Cash Margin - CCIL			76.56	0.35%	
	Total			76.56	0.35%	
	Net Current Assets			237.38	1.06%	
	GRAND TOTAL			22,000.76	100.00%	

** Non Traded Securities/Illiquid Securities
\$ Less Than 0.01% of NAV

SCHEME RISK-O-METER



BENCHMARK NAME - NIFTY MEDIUM TO LONG DURATION DEBT INDEX A-III

BENCHMARK RISK-O-METER



Monthly Portfolio Statement as on September 30,2022

ISIN	Name of the Instrument	Industry / Rating	Quantity	Market/Fair Value (Rs. in Lacs)	% to NAV	YIELD
Debt Instruments						
(a) Listed / awaiting listing on Stock Exchange						
Government Securities						
IN0020210160	4.93% Government of India	SOVEREIGN	3,80,00,000	37,541.34	5.73%	6.99%
IN0020200112	5.22% Government of India	SOVEREIGN	2,90,42,400	27,669.25	4.22%	7.17%
IN0020210186	5.74% Government of India	SOVEREIGN	1,65,00,000	15,610.50	2.38%	7.27%
IN0020220037	7.38% Government of India	SOVEREIGN	1,35,00,000	13,533.20	2.07%	7.31%
IN0020130061	8.83% Government of India	SOVEREIGN	1,00,00,000	10,158.97	1.56%	6.98%
IN0020220052	6.69% Government of India	SOVEREIGN	1,00,00,000	9,933.95	1.52%	7.09%
IN0020140045	8.4% Government of India	SOVEREIGN	80,04,400	8,178.55	1.25%	7.10%
IN2920150355	8.39% State Government Securities	SOVEREIGN	68,31,000	6,981.58	1.07%	7.65%
IN2920150149	8.42% State Government Securities	SOVEREIGN	55,00,000	5,654.68	0.86%	7.44%
IN120161341	8.02% State Government Securities	SOVEREIGN	35,00,000	3,529.95	0.54%	7.65%
IN1620150020	8.15% State Government Securities	SOVEREIGN	25,00,000	2,543.98	0.39%	7.40%
IN1520140105	8.05% State Government Securities	SOVEREIGN	23,39,200	2,373.70	0.36%	7.36%
IN1920140036	8.97% State Government Securities	SOVEREIGN	20,00,000	2,053.17	0.31%	7.36%
IN1620150186	8.21% State Government Securities	SOVEREIGN	19,00,000	1,932.68	0.29%	7.64%
IN2220140031	9.11% State Government Securities	SOVEREIGN	15,00,000	1,540.02	0.24%	7.36%
IN1920120095	8.65% State Government Securities	SOVEREIGN	15,00,000	1,513.72	0.23%	6.68%
IN0020900034	7.35% Government of India	SOVEREIGN	15,00,000	1,505.17	0.23%	7.12%
IN1920150092	8.67% State Government Securities	SOVEREIGN	10,00,000	1,036.50	0.16%	7.43%
IN1020150141	8.57% State Government Securities	SOVEREIGN	10,00,000	1,033.80	0.16%	7.44%
IN3120150187	8.38% State Government Securities	SOVEREIGN	10,00,000	1,026.92	0.16%	7.44%
IN1020150026	8.22% State Government Securities	SOVEREIGN	10,00,000	1,019.87	0.16%	7.40%
IN2920150454	8.21% State Government Securities	SOVEREIGN	10,00,000	1,016.90	0.16%	7.65%
IN3320150706	8.21% State Government Securities	SOVEREIGN	10,00,000	1,016.37	0.16%	7.67%
IN4520150017	8.1% State Government Securities	SOVEREIGN	10,00,000	1,016.25	0.16%	7.39%
IN220140132	8.14% State Government Securities	SOVEREIGN	10,00,000	1,015.40	0.15%	7.39%
IN120160715	7.72% State Government Securities	SOVEREIGN	9,51,000	952.50	0.15%	7.66%
IN2220150071	8.29% State Government Securities	SOVEREIGN	7,80,600	798.17	0.12%	7.41%
IN4520200036	6.72% State Government Securities	SOVEREIGN	5,71,900	559.34	0.09%	7.43%
IN2220150063	8.26% State Government Securities	SOVEREIGN	5,00,000	510.72	0.08%	7.41%
IN3120150146	8.17% State Government Securities	SOVEREIGN	5,00,000	510.42	0.08%	7.41%
IN3120150047	8.14% State Government Securities	SOVEREIGN	5,00,000	508.73	0.08%	7.40%
IN3120160293	7.75% State Government Securities	SOVEREIGN	5,00,000	501.23	0.08%	7.66%
IN2220210230	6.38% State Government Securities	SOVEREIGN	4,96,300	474.20	0.07%	7.48%
Non Convertible Debentures						
INE537P07539	8.25% India InfraDebt Limited **	CRISIL AAA	2,195	22,136.68	3.38%	7.87%
INE219X07025	8.99% India Grid Trust InvIT Fund **	CRISIL AAA	2,100	20,772.95	3.17%	7.82%
INE041007050	6.4% Embassy Office Parks REIT **	CRISIL AAA	1,500	14,774.66	2.28%	7.79%
INE261F08CK9	5.14% National Bank For Agriculture and Rural Development **	ICRA AAA	1,476	14,362.17	2.19%	7.30%
INE041007076	6.25% Embassy Office Parks REIT **	CRISIL AAA	1,450	14,087.48	2.15%	8.00%
INE163N08156	7.98% ONGC Petro Additions Limited **	ICRA AA+	1,400	14,052.67	2.14%	7.62%
INE00V208082	6.4% John Deere Financial India Private Limited **	CRISIL AAA	1,250	12,034.08	1.84%	7.98%
INE941D07190	7.2% Sika Ports and Terminals Limited **	CRISIL AAA	1,000	9,985.52	1.52%	7.27%
INES56F08K46	7.22% Small Industries Dev Bank of India **	ICRA AAA	1,000	9,939.24	1.52%	7.48%
INE414G07FF7	7.4% Muthoo Finance Limited **	CRISIL AA+	9,98,618	9,928.22	1.52%	7.91%
INE020B08DP5	5.79% REC Limited **	CRISIL AAA	1,000	9,787.98	1.49%	7.33%
INE7560E10A1	5.42% HDB Financial Services Limited **	CRISIL AAA	1,000	9,729.66	1.49%	7.66%
INE949L08442	9.3% AU Small Finance Bank Limited	CRISIL AA	95	9,530.59	1.45%	9.20%
INE09VJ007012	8.78% Vedanta Renewable Energy Trust **	CRISIL AAA	1,000	9,200.63	1.40%	8.55%
INE556F08K22	7.23% Small Industries Dev Bank of India **	ICRA AAA	900	8,924.07	1.36%	7.53%
INE242A08510	5.84% Indian Oil Corporation Limited **	CRISIL AAA	900	8,804.50	1.34%	7.34%
INE062A08256	6.24% State Bank of India **	CRISIL AAA	900	8,670.25	1.32%	6.85%
INE171A08032	8.2% The Federal Bank Limited **	CARE AA	87	8,498.42	1.30%	8.56%
INE14G07FF8	7.1% Muthoo Finance Limited **	CRISIL AA+	8,500,000	8,386.49	1.28%	7.94%
INE813H07143	6.9% Torrent Power Limited **	CRISIL AA+	800	7,676.14	1.17%	8.28%
INE020B08DR1	5.74% REC Limited **	CRISIL AAA	750	7,306.19	1.12%	7.37%
INE261F08BK1	7.89% National Bank For Agriculture and Rural Development **	CRISIL AAA	700	7,032.70	1.07%	7.34%
INE115A07P09	5.99% LIC Housing Finance Limited **	CRISIL AAA	650	6,254.30	0.95%	7.72%
INE537P07471	8.6% India InfraDebt Limited **	CRISIL AAA	600	5,070.72	0.77%	7.81%
INE18A08BA7	7.7% Larsen & Toubro Limited **	CRISIL AA	500	5,014.69	0.77%	7.54%
INES07T07096	8.05% Summit Digital Infrastructure Limited **	CRISIL AAA	500	4,984.76	0.76%	8.38%
INE522D07BW8	7.45% Manappuram Finance Limited	CRISIL AA	500	4,968.15	0.76%	8.15%
INE556F08K84	7.11% Small Industries Dev Bank of India	ICRA AAA	500	4,940.00	0.75%	7.53%
INE261F08CX2	5.53% National Bank For Agriculture and Rural Development **	ICRA AAA	500	4,884.22	0.75%	7.30%
INE201F08159	6.2% G R InfraProjects Limited **	CARE AA	500	4,855.69	0.74%	8.30%
INE261F08D02	5.27% National Bank For Agriculture and Rural Development **	ICRA AAA	500	4,848.82	0.74%	7.34%
INE0CCJ07058	6.35% Mindspace Business Parks **	CRISIL AAA	500	4,828.23	0.74%	8.28%
INE267A08012	5.35% Hindustan Zinc Limited **	CRISIL AAA	600	3,538.94	0.54%	7.17%
INE020B08C06	7.24% REC Limited **	CRISIL AAA	350	3,502.87	0.53%	6.55%
INE33Z08148	6.55% NTPC Limited **	CRISIL AAA	350	3,489.51	0.53%	6.92%
INE134E08GV9	8.65% Power Finance Corporation Limited **	CRISIL AAA	300	3,072.00	0.47%	7.42%
INE733E07JP6	8.49% NTPC Limited **	CRISIL AAA	2,36,38,205	3,005.95	0.46%	7.30%
INE041007068	6.8% Embassy Office Parks REIT **	CRISIL AAA	300	2,893.78	0.44%	8.09%
INE020B08880	8.57% REC Limited **	CRISIL AAA	250	2,555.86	0.39%	7.44%
INE020B08906	8.27% REC Limited **	CRISIL AAA	250	2,542.28	0.39%	7.45%
INE020B08B7	8.1% REC Limited **	CRISIL AAA	250	2,527.29	0.39%	7.37%
INE027E07BE4	7.68% L&T Finance Limited **	CRISIL AAA	250	2,503.07	0.38%	7.07%
INE813H07226	8.3% Torrent Power Limited **	CRISIL AA+	250	2,499.64	0.38%	8.28%
INE020B08CN2	6.8% REC Limited **	CRISIL AAA	250	2,495.52	0.38%	7.05%
INE134E08KS7	6.75% Power Finance Corporation Limited	CRISIL AAA	250	2,493.57	0.38%	7.00%
INE261F08DP6	7.35% National Bank For Agriculture and Rural Development **	CRISIL AAA	250	2,492.56	0.38%	7.45%
INE511C07755	7.6% Punawalla FinCorp Limited **	CRISIL AA+	250	2,480.70	0.38%	8.05%
INE001A07TL4	7.4% Housing Development Finance Corporation Limited	CRISIL AAA	250	2,479.83	0.38%	7.72%
INE296A07SB3	7.38% Bajaj Finance Limited **	CRISIL AAA	250	2,470.72	0.38%	7.84%
INE090A08UD0	7.1% ICICI Bank Limited **	ICRA AAA	250	2,465.60	0.38%	7.34%
INE0CCJ07033	6.69% Mindspace Business Parks **	CRISIL AAA	250	2,449.25	0.37%	8.27%
INE020B0898	8.23% REC Limited **	CRISIL AAA	240	2,438.11	0.37%	7.45%
INE021F08167	6.7% G R InfraProjects Limited **	CARE AA	250	2,416.40	0.37%	8.38%
INE963H07047	8.5% Swarna Tollway Private Limited **	CRISIL AAA	245	2,357.17	0.36%	9.95%
INE963H07021	8.5% Swarna Tollway Private Limited **	CRISIL AAA	400	2,278.30	0.35%	9.78%
INE124N07507	9.8% SK Finance Limited **	ICRA AA+(CE)	950	2,204.24	0.34%	9.39%
INE115A07PW7	7.61% LIC Housing Finance Limited **	CRISIL AAA	200	1,992.09	0.30%	7.76%
INE813H07176	6.7% Torrent Power Limited **	CRISIL AA+	200	1,949.27	0.29%	7.86%
INE002A08500	7.17% Reliance Industries Limited **	CRISIL AAA	150	1,506.56	0.23%	6.40%
INE963H07039	8.5% Swarna Tollway Private Limited **	CRISIL AAA	150	1,463.52	0.22%	9.86%
INE322J08024	5.85% Bharat Oman Refineries Limited **	CRISIL AAA	50	493.67	0.08%	7.47%
INE115A07N09	8.75% LIC Housing Finance Limited **	CRISIL AAA	47	476.37	0.07%	7.47%
INE134E08J08	7.99% Power Finance Corporation Limited **	CRISIL AAA	40	400.63	0.06%	6.50%
INE848E07849	8.5% WIPAC Limited **	CARE AA	30	305.94	0.05%	7.25%
INE537P07547	8% India InfraDebt Limited **	CRISIL AAA	10	100.28	0.02%	7.89%
INE053F07BB3	8.25% Indian Railway Finance Corporation Limited **	CRISIL AAA	2	20.27	0.00%	7.24%
Subtotal				5,33,998.04	81.53%	
(b) Privately placed / Unlisted						
Subtotal				NIL	NIL	NIL
(c) Securitised Debt						
INE0BTV15246	First Business Receivables Trust **	CRISIL AAA(SO)	113	11,485.69	1.75%	8.45%
INE0BTV15204	First Business Receivables Trust **	CRISIL AAA(SO)	31	2,590.82	0.40%	8.29%
INE0BTV15196	First Business Receivables Trust **	CRISIL AAA(SO)	30	2,564.62	0.39%	8.16%
Subtotal				16,641.13	2.54%	
Total				5,50,649.17	84.07%	
Derivatives						
Interest Rate Swaps						
Interest Rate Swaps Pay Fix Receive Floating (29/03/2023) (FV 5000 Lacs)					52.41	0.01%
Total				52.41	0.01%	
Money Market Instruments						
Certificate of Deposit						
INE476A16SX6	Canara Bank **	CRISIL A1+	2,000	9,707.12	1.48%	6.72%
INE040A16DD4	HDFC Bank Limited **	CARE A1+	2,000	9,524.84	1.45%	7.09%
INE040A16BD3	HDFC Bank Limited **	CARE A1+	2,000	9,414.18	1.44%	7.17%
INE237A16DC01	Kotak Mahindra Bank Limited **	CRISIL A1+	2,000	9,367.62	1.43%	7.11%
INE556F16994	Small Industries Dev Bank of India **	CRISIL A1+	2,000	9,384.58	1.43%	7.15%
INE514E16BY0	Export Import Bank of India **	CRISIL A1+	1,500	7,275.47	1.11%	6.75%
INE090A16Y3	ICICI Bank Limited **	ICRA A1+	1,500	7,028.33	1.07%	7.10%
INE238A167X5	Axis Bank Limited	CRISIL A1+	1,000	4,942.00	0.75%	6.30%
INE1961616142	Deutsche Bank AG **	CRISIL A1+	1,000	4,925.02	0.75%	6.70%
INE238A16Z21	Axis Bank Limited **	CRISIL A1+	1,000	4,858.16	0.74%	6.74%
INE040A16DC6	HDFC Bank Limited	CARE A1+	500	2,482.79	0.38%	6.33%
INE238A169W3	Axis Bank Limited **	ICRA A1+	300	1,488.22	0.23%	6.28%
Triparty Repo Reverse Repo Instrument						
Reverse Repo					23,499.99	3.59%
Triparty Repo					983.89	0.15%
Total				1,04,812.41	16.00%	
OTHERS						
Cash Margin - CCIL					143.28	0.02%
Total				143.28	0.02%	
Net Current Assets					(475.31)	-0.10%
GRAND TOTAL				6,55,181.86	100.00%	

** Non Traded Securities/illiquid Securities \$ Less Than 0.01% of NAV

Disclosure of Yield to Call

"With Reference to " AMFI Best Practices Guidelines Circular No. 91/2020 – 21 on 'Valuation of AT-1 Bonds and Tier 2 Bonds" disclosure of Yield to Call as follows"

isin_code	security_name	Yield to Call
INE171A08032	8.2% Federal Bank Ltd BSIII Tier2 (20/01/32)CALL	8.85%
INE090A080DD	7.1% IICI Bank BSIII Tier2 (M17/2/30)CALL17/2/25	7.73%
INE062A08256	6.24% SBI NCDsr2 BSIII Tier2 (M21/9/30)CALL19/9/25	7.67%

SCHEME RISK-O-METER



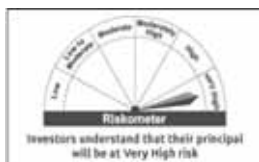
**BENCHMARK NAME - CRISIL SHORT DURATION FUND BII INDEX
BENCHMARK RISK-O-METER**



Monthly Portfolio Statement as on September 30,2022

ISIN	Name of the Instrument	Industry / Rating	Quantity	Market/Fair Value (Rs. in Lacs)	% to NAV	YIELD
Equity & Equity related						
(a) Listed / awaiting listing on Stock Exchanges						
INE090A01021	ICICI Bank Limited	Banks	45,86,360	39,534.42	10.92%	
INE040A01034	HDFC Bank Limited	Banks	27,72,332	39,404.54	10.88%	
INE062A01020	State Bank of India	Banks	57,99,104	30,770.05	8.50%	
INE238A01034	Axis Bank Limited	Banks	41,55,216	30,496.04	8.41%	
INE014A01036	Housing Development Finance Corporation Limited	Finance	10,70,000	24,478.93	6.76%	
INE095A01012	IndusInd Bank Limited	Banks	13,28,251	15,742.43	4.35%	
INE171A01029	The Federal Bank Limited	Banks	1,30,66,730	15,516.74	4.29%	
INE018E01016	SBI Cards and Payment Services Limited	Finance	16,23,027	14,826.35	4.09%	
INE115A01026	LIC Housing Finance Limited	Finance	35,00,000	14,484.75	4.00%	
INE069P01018	Equitas Small Finance Bank Limited	Banks	2,56,50,294	12,825.15	3.54%	
INE549J01014	Bandhan Bank Limited	Banks	41,06,616	10,949.24	3.02%	
INE028A01039	Bank of Baroda	Banks	80,26,122	10,626.59	2.93%	
INE732I01013	Angel One Limited	Capital Markets	7,41,272	10,096.12	2.79%	
INE123W01016	SBI Life Insurance Company Limited	Insurance	8,01,425	10,021.42	2.77%	
INE149A01033	Cholamandalam Financial Holdings Limited	Finance	14,29,093	9,340.59	2.58%	
INE180A01020	Max Financial Services Limited	Insurance	10,97,954	8,296.74	2.29%	
INE795G01014	HDFC Life Insurance Company Limited	Insurance	15,19,722	8,061.37	2.23%	
INE741K01010	CreditAccess Grameen Limited	Finance	7,63,576	7,590.71	2.10%	
INE094J01016	UTI Asset Management Company Limited	Capital Markets	10,06,087	7,271.49	2.01%	
INE036D01028	Karur Vysya Bank Limited	Banks	87,37,765	7,121.28	1.97%	
INE51C01022	Poonawalla Fincorp Limited	Finance	16,12,448	4,930.87	1.36%	
INE414G01012	Mudroot Finance Limited	Finance	4,43,321	4,610.76	1.27%	
INE976G01028	RBL Bank Limited	Banks	28,89,100	3,286.35	0.91%	
INE660A01013	Sundaram Finance Limited	Finance	1,05,359	2,383.22	0.66%	
INE237A01028	Kotak Mahindra Bank Limited	Banks	1,22,948	2,236.67	0.62%	
INE988K01017	Equitas Holdings Limited	Finance	20,39,343	2,022.01	0.56%	
INE001A13049	Housing Development Finance Corporation Limited (Warrant)	Finance	3,64,200	1,445.51	0.40%	
	Subtotal			3,48,339.30	96.21%	
(b) UNLISTED						
	Subtotal			NIL	NIL	NIL
	Total			3,48,339.30	96.21%	
Money Market Instruments						
	Triparty Repo Reverse Repo Instrument					
	Triparty Repo			11,835.60	3.27%	
	Total			11,835.60	3.27%	
OTHERS						
	Cash Margin - CCIL			67.13	0.02%	
	Total			67.13	0.02%	
	Net Current Assets			1,851.26	0.50%	
	GRAND TOTAL			3,62,693.29	100.00%	

SCHEME RISK-O-METER



BENCHMARK NAME - NIFTY FINANCIAL SERVICES TRI
BENCHMARK RISK-O-METER



Monthly Portfolio Statement as on September 30,2022

ISIN	Name of the Instrument	Industry / Rating	Quantity	Market/Fair Value (Rs. in Lacs)	% to NAV	YIELD
	Equity & Equity related					
	(a) Listed / awaiting listing on Stock Exchanges					
INE002A01018	Reliance Industries Limited	Petroleum Products	37,338	887.80	1.23%	
INE040A01034	HDFC Bank Limited	Banks	47,616	676.79	0.94%	
INE000A01021	ICICI Bank Limited	Banks	75,396	649.91	0.90%	
INE009A01021	Infosys Limited	IT - Software	39,596	559.67	0.78%	
INE031A01036	Housing Development Finance Corporation Limited	Finance	19,795	452.96	0.63%	
INE467B01029	Tata Consultancy Services Limited	IT - Software	11,067	332.51	0.46%	
INE154A01025	ITC Limited	Diversified FMCG	95,600	317.58	0.44%	
INE237A01028	Kotak Mahindra Bank Limited	Banks	16,051	292.00	0.41%	
INE030A01027	Hindustan Unilever Limited	Diversified FMCG	9,756	263.07	0.36%	
INE018A01030	Larsen & Toubro Limited	Construction	13,204	243.97	0.34%	
INE024A01000	State Bank of India	Banks	41,931	222.49	0.31%	
INE296A01024	Bajaj Finance Limited	Finance	2,911	213.54	0.30%	
INE238A01034	Axis Bank Limited	Banks	28,861	211.61	0.29%	
INE397D01024	Bharti Airtel Limited	Telecom - Services	26,404	211.21	0.29%	
INE021A01026	Asian Paints Limited	Consumer Durables	4,926	164.65	0.23%	
INE101A01026	Marudra & Mahindra Limited	Automobiles	10,469	132.64	0.18%	
INE585B01010	Maruti Suzuki India Limited	Automobiles	1,452	128.18	0.18%	
INE280A01028	Titan Company Limited	Consumer Durables	4,559	118.85	0.16%	
INE044A01036	Sun Pharmaceutical Industries Limited	Pharmaceuticals & Biotechnology	11,797	111.91	0.16%	
INE918B01026	Bajaj Finserv Limited	Finance	6,610	110.94	0.15%	
INE660A01027	HCL Technologies Limited	IT - Software	11,564	107.02	0.15%	
INE081A01020	Tata Steel Limited	Ferrous Metals	68,130	87.51	0.12%	
INE095A01012	IndusInd Bank Limited	Banks	7,113	84.30	0.12%	
INE733E01010	NTPC Limited	Power	51,915	82.88	0.11%	
INE155A01022	Tata Motors Limited	Automobiles	19,504	79.28	0.11%	
INE752E01010	Power Grid Corporation of India Limited	Power	37,346	79.25	0.11%	
INE481G01011	Ultraplast Cement Limited	Cement & Cement Products	1,262	78.94	0.11%	
INE239A01016	Nestle India Limited	Food Products	390	74.66	0.10%	
INE669C01036	Tech Mahindra Limited	IT - Software	6,906	69.65	0.10%	
INE047A01021	Grasim Industries Limited	Cement & Cement Products	4,100	68.67	0.10%	
INE019A01038	JSW Steel Limited	Ferrous Metals	10,565	66.73	0.09%	
INE059A01026	Cipla Limited	Pharmaceuticals & Biotechnology	5,907	65.86	0.09%	
INE749F01042	Adani Ports and Special Economic Zone Limited	Transport Infrastructure	7,847	64.40	0.09%	
INE075A01022	Wipro Limited	IT - Software	16,174	63.77	0.09%	
INE038A01020	Hindalco Industries Limited	Non - Ferrous Metals	15,960	62.33	0.09%	
INE123W01016	SBI Life Insurance Company Limited	Insurance	4,919	61.51	0.09%	
INE423A01024	Adani Enterprises Limited	Metals & Minerals Trading	1,700	58.75	0.08%	
INE089A01023	Dr. Reddy's Laboratories Limited	Pharmaceuticals & Biotechnology	1,327	57.53	0.08%	
INE066A01021	Eicher Motors Limited	Automobiles	1,524	55.96	0.08%	
INE213A01029	Oil & Natural Gas Corporation Limited	Oil	42,612	54.03	0.07%	
INE795G01014	HDFC Life Insurance Company Limited	Insurance	10,159	53.89	0.07%	
INE192A01025	Tata Consumer Products Limited	Agricultural Food & other Products	6,545	52.55	0.07%	
INE361B01024	Divi's Laboratories Limited	Pharmaceuticals & Biotechnology	1,392	51.58	0.07%	
INE317D01010	Bajaj Auto Limited	Automobiles	5,073	50.20	0.07%	
INE216A01030	Britannia Industries Limited	Food Products	1,290	49.58	0.07%	
INE437A01024	Apollo Hospitals Enterprise Limited	Healthcare Services	1,115	48.87	0.07%	
INE522F01014	Coal India Limited	Consumable Fuels	22,894	48.59	0.07%	
INE628A01036	UPL Limited	Fertilizers & Agrochemicals	5,905	39.68	0.06%	
INE158A01026	Hero MotoCorp Limited	Automobiles	1,419	36.17	0.05%	
INE029A01011	Bharat Petroleum Corporation Limited	Petroleum Products	10,429	31.79	0.04%	
	Subtotal			8,188.91	11.36%	
	(b) UNLISTED					
	Subtotal			0.00	0.00%	
	Total			8,188.91	11.36%	
	Debt Instruments					
	(a) Listed / awaiting listing on Stock Exchange					
	Floating Rate Note					
INE389Z07021	Protectus Capital Private Limited**	CRISIL A-	250	2,261.55	3.14%	10.95%
INE01HV07288	Vivent Capital Private Limited**	ICRA A	200	1,808.97	2.51%	11.09%
	Government Securities					
IN0020090034	7.35% Government of India	SOVEREIGN	25,00,000	2,508.62	3.48%	7.12%
IN0020130012	7.16% Government of India	SOVEREIGN	5,00,000	501.42	0.70%	6.68%
	Non Convertible Debentures					
INE020B08DR1	5.74% REC Limited **	CRISIL AAA	450	4,383.71	6.08%	7.37%
INE019A07431	8.5% JSW Steel Limited **	CARE AA	250	2,501.19	3.47%	8.66%
INE371K01815	6.5% TATA Realty & Infrastructure Limited **	ICRA AA+	250	2,438.00	3.38%	8.02%
INE909H08345	7.75% TMF Holdings Limited **	CRISIL AA-	250	2,429.05	3.37%	8.83%
INE544R07010	7.78% Greenlam Industries Limited **	ICRA AA-	250	2,421.27	3.36%	9.58%
INE507T07062	6.59% Summit Digilex Infrastructure Limited **	CRISIL AAA	250	2,392.55	3.32%	8.18%
INE318Y07444	6.75% Piramal Capital & Housing Finance Limited **	ICRA AA	3,000,000	2,338.23	3.24%	11.53%
INE549Q07267	10.15% U.P. Power Corporation Limited **	CRISIL AA+(CE)	250	2,033.66	2.85%	12.56%
INE163N08156	7.98% ONGC Petro Additions Limited **	ICRA AA	150	1,505.64	2.09%	7.62%
INE0M2307032	9.62% Andhra Pradesh State Beverages Corporation Limited **	FITCH AA(CE)	130	1,307.40	1.81%	9.67%
INE757O07015	8.9% Prestige Projects Private Limited **	ICRA A+(CE)	250	1,286.34	1.78%	10.25%
INE922K07096	9.29% India Shelter Finance Corporation Limited **	ICRA A+	150	1,250.62	1.74%	11.23%
INE757O07023	9.5% Prestige Projects Private Limited **	ICRA A+(CE)	100	996.72	1.38%	10.25%
INE516Q08281	11.63% Asied Microfinance Ltd **	CRISIL AA-	10,000	996.10	1.38%	12.56%
INE115A07PXS	6.9% LIC Housing Finance Limited **	CRISIL AAA	100	994.20	1.38%	7.47%
INE091A08172	7.59% Nirma Limited **	CRISIL AA	100	993.60	1.38%	8.16%
INE124N07242	11.16% SK Finance Limited **	CARE A+	9,500,000	969.32	1.34%	10.07%
INE641N08086	9.24% Ashoka Concessions Limited **	CRISIL AA-(CE)	100	967.49	1.34%	11.39%
INE0M2307024	9.62% Andhra Pradesh State Beverages Corporation Limited **	FITCH AA(CE)	80	802.98	1.11%	9.63%
INE287A08012	5.35% Hindustan Zinc Limited **	CRISIL AAA	100	589.82	0.82%	7.17%
INE448U07182	10.5% Veritas Finance Private Limited **	CARE A	50	498.78	0.69%	11.87%
INE641N08052	9.01% Ashoka Concessions Limited **	CRISIL AA-(CE)	50	497.77	0.69%	10.77%
INE115A07PZ0	7.38% LIC Housing Finance Limited **	CRISIL AAA	50	495.18	0.69%	7.76%
INE087D07253	9.3% Avanse Financial Services Limited **	CARE A+	50	495.01	0.69%	10.06%
INE641N08060	9.11% Ashoka Concessions Limited **	CRISIL AA-(CE)	50	491.97	0.68%	11.25%
INE909H08394	7.3% TMF Holdings Limited **	CRISIL AA-	50	470.31	0.65%	8.87%
INE103D08021	6.79% Bharat Sanchar Nigam Limited **	CRISIL AAA(CE)	40	379.90	0.53%	7.79%
INE124N07507	9.8% SK Finance Limited **	ICRA AA+(CE)	150	348.04	0.48%	9.39%
INE0M2307057	9.62% Andhra Pradesh State Beverages Corporation Limited **	FITCH AA(CE)	30	301.01	0.42%	9.87%
INE0M2307040	9.62% Andhra Pradesh State Beverages Corporation Limited	FITCH AA(CE)	30	300.93	0.42%	9.85%
INE0M2307016	9.62% Andhra Pradesh State Beverages Corporation Limited **	FITCH AA(CE)	30	225.32	0.31%	9.58%
INE216A08027	5.5% Britannia Industries Limited **	CRISIL AAA	1,555	0.44	\$0.00%	7.47%
INE217K08271	9.25% Reliance Home Finance Limited **#	CARE D	5,00,000	0.00	\$0.00%	
	Subtotal			45,183.11	62.67%	
	(b) Privately placed / Unlisted			NIL	NIL	NIL
	Subtotal			NIL	NIL	NIL
	(c) Securitised Debt					
INE0C0T15040	Innovation Trust XXX **	CRISIL AAA(SO)	214	2,787.54	3.87%	11.26%
	Subtotal			2,787.54	3.87%	
	Total			47,970.65	66.54%	
	InvIT					
INE183W23014	IRB InvIT Fund	Transport Infrastructure	4,90,000	292.29	0.41%	
	Total			292.29	0.41%	
	Money Market Instruments					
	Certificate of Deposit					
INE040A16D13	HDFC Bank Limited **	CARE A1+	500	2,353.55	3.27%	7.17%
	Triparty Repo/ Reverse Repo Instrument					
	Triparty Repo					
	Commercial Paper					
INE205A14WE6	Vedanta Limited **	CRISIL A1+	600	2,988.97	4.15%	6.74%
INE723X14C13	Trust Investment Advisors Private Limited **	CARE A1+	400	1,969.37	2.73%	8.35%
	Treasury Bill					
IN002022Y138	182 Days Tbill		25,00,000	2,463.83	3.42%	6.02%
	Total			14,927.63	20.72%	
	OTHERS					
	Cash Margin - CCIL			4.11	0.01%	
	Total			4.11	0.01%	
	Net Current Assets			694.98	0.96%	
	GRAND TOTAL			72,075.57	100.00%	

** Non Traded Securities/illiquid Securities

Securities classified as below investment grade or default

\$ Less Than 0.01% of NAV

This is with reference to Gazette notification (Reference No. G.S.R.174(E)) issued by Ministry of Finance on 13th March 2020, for Yes Bank Limited reconstruction scheme, 2020. As per point 3(B)(a) of the notification, there shall be a lock-in period of three years from the commencement of the above said scheme to the extent of 75% of shares held by existing shareholders on the date of commencement of the scheme which came into force from March 13,2020.

Taking into account the above development, the valuation committee of Nippon India Mutual Fund has decided to markdown the 75% locked-in shares of YES Bank to ZERO, as on March 16, 2020.

For any future distribution of realised proceeds of these locked-in YES Bank shares to the underlying unitholders, following Reconstituted Portfolio was created

ISIN	Name of the Instrument	Industry / Rating	Quantity	Market/Fair Value (Rs. in Lacs)	% to NAV
	Equity & Equity related				
	(a) Listed / awaiting listing on Stock Exchanges				
INE528G01035	Yes Bank Limited	Banks	22621	0	0.00%
	Total			0	0.00%
	Net Current Assets			0	0.00%
	GRAND TOTAL			0	0.00%

Security defaulted beyond its maturity date as on 30 September 2022 (forming part of net current assets) is as follows :

ISIN	Name of the Instrument	Value of security considered under Net Current Assets (Rs. In Lakhs)	% of Value of security considered under Net Current Assets to Net Assets	Total amount due including interest (Rs. In Lakhs)
INE076G07032	Avantha Realty Ltd ZCB (MD 29/03/2019) - Matured #	50.00	0.07%	884.84

Nippon India Mutual Fund has segregated debt securities of Yes Bank Limited from portfolio of the scheme due to rating downgrade by ICRA to "D" on March 6, 2020.

NIPPON INDIA HYBRID BOND FUND-SEGREGATED PORTFOLIO 2

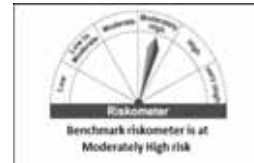
ISIN	Name of the Instrument	Industry / Rating	Quantity	Market/Fair Value (Rs. in Lacs)	% to NAV	YIELD
	Debt Instruments					
	(a) Listed / awaiting listing on Stock Exchange					
	Non Convertible Debentures					
INE528G08352	9.5% Yes Bank Limited **#	ICRA D	300	0.00	0.00%	
INE528G08394	9% Yes Bank Limited **#	ICRA D	1,093	0.00	0.00%	
	Subtotal			0.00	0.00%	
	(b) Privately placed / Unlisted			NIL	NIL	NIL
	Subtotal			NIL	NIL	NIL
	(c) Securitised Debt					
	Subtotal			NIL	NIL	
	Total			0.00	0.00%	
	Net Current Assets			0.00	100.00%	
	GRAND TOTAL			0.00	100.00%	

** Non Traded Securities/illiquid Securities
\$ Less Than 0.01% of NAV
Securities classified as below investment grade or default

SCHEME RISK-O-METER



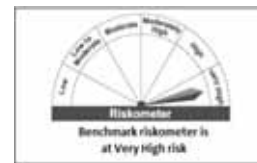
BENCHMARK NAME - CRISIL HYBRID 85+15 - CONSERVATIVE INDEX
BENCHMARK RISK-O-METER



Monthly Portfolio Statement as on September 30,2022

ISIN	Name of the Instrument	Industry / Rating	Quantity	Market/Fair Value (Rs. in Lacs)	% to NAV	YIELD
Equity & Equity related						
(a) Listed / awaiting listing on Stock Exchanges						
INE018A01030	Larsen & Toubro Limited	Construction	9,50,000	17,553.15	9.66%	
INE320J01015	RITES Limited	Construction	48,18,247	15,729.17	8.66%	
INE002A01018	Reliance Industries Limited	Petroleum Products	5,10,000	12,126.53	6.67%	
INE397D01024	Bharti Airtel Limited	Telecom - Services	14,50,000	11,598.55	6.38%	
INE1752E01010	Power Grid Corporation of India Limited	Power	44,00,000	9,536.80	5.14%	
INE733E01010	NTPC Limited	Power	57,00,000	9,100.05	5.01%	
INE481G01011	UltraTech Cement Limited	Cement & Cement Products	1,30,000	8,131.63	4.48%	
INE786A01032	JK Lakshmi Cement Limited	Cement & Cement Products	10,80,300	6,320.84	3.48%	
INE003A01024	Siemens Limited	Electrical Equipment	2,25,000	6,234.30	3.43%	
INE066F01012	Hindustan Aeronautics Limited	Aerospace & Defense	2,50,000	5,862.13	3.23%	
INE742F01042	Adani Ports and Special Economic Zone Limited	Transport Infrastructure	7,00,000	5,744.55	3.16%	
INE868B01028	NCC Limited	Construction	75,00,000	5,381.25	2.96%	
INE09301010	Oberoi Realty Limited	Realty	5,73,333	5,262.05	2.90%	
INE203G01027	Indraprastha Gas Limited	Gas	12,50,000	4,960.00	2.73%	
INE012A01025	ACC Limited	Cement & Cement Products	2,00,000	4,831.30	2.66%	
INE092D01011	Mishra Dhatu Nigam Limited	Aerospace & Defense	21,00,000	4,292.40	2.36%	
INE298A01020	Cummins India Limited	Industrial Products	3,50,000	4,185.48	2.30%	
INE323A01026	Bosch Limited	Auto Components	25,000	3,853.71	2.18%	
INE00M201021	Sterling And Wilson Renewable Energy Limited	Construction	12,00,000	3,716.40	2.05%	
INE86401014	MTAR Technologies Limited	Aerospace & Defense	2,25,000	3,563.33	1.96%	
INE437A01024	Apollo Hospitals Enterprise Limited	Healthcare Services	75,000	3,287.55	1.81%	
INE029A01011	Shelar Petroleum Corporation Limited	Petroleum Products	10,00,000	3,048.00	1.68%	
INE00601046	Astral Limited	Industrial Products	1,15,000	2,567.32	1.41%	
INE06901010	Indiabulls Real Estate Limited	Realty	30,00,000	2,332.50	1.28%	
INE111A01025	Container Corporation of India Limited	Transport Services	3,25,000	2,312.86	1.27%	
INE811K01011	Prestige Estates Projects Limited	Realty	4,50,000	2,024.10	1.11%	
INE263A01024	Shant Electronics Limited	Aerospace & Defense	20,00,000	2,019.00	1.11%	
INE073K01018	Sona BLW Precision Forgings Limited	Auto Components	4,00,000	1,855.00	1.02%	
INE201P01022	G R InfraProjects Limited	Construction	1,36,396	1,671.06	0.92%	
INE686A01026	ITD Cementation India Limited	Construction	13,00,000	1,479.40	0.81%	
INE148O01028	Delhivery Limited	Transport Services	2,47,757	1,444.18	0.79%	
INE878A01011	GE Power India Limited	Electrical Equipment	9,65,571	1,403.94	0.77%	
INE758T01015	Zomato Limited	Retailing	15,00,000	935.25	0.51%	
INE195J01029	PNC Infratech Limited	Construction	2,32,982	617.75	0.34%	
INE387A01021	Sundram Fasteners Limited	Auto Components	18,616	169.22	0.09%	
Subtotal				1,75,050.75	96.32%	
(b) UNLISTED				NIL	NIL	NIL
Subtotal				NIL	NIL	NIL
Total				1,75,050.75	96.32%	
Money Market Instruments						
Triparty Repo/ Reverse Repo Instrument						
Triparty Repo				6,448.68	3.55%	
Total				6,448.68	3.55%	
OTHERS						
Cash Margin - CCIL				36.60	0.02%	
Total				36.60	0.02%	
Net Current Assets				160.39	0.11%	
GRAND TOTAL				1,81,696.42	100.00%	

SCHEME RISK-O-METER

BENCHMARK NAME - NIFTY INFRASTRUCTURE TRI
BENCHMARK RISK-O-METER


Monthly Portfolio Statement as on September 30,2022

ISIN	Name of the Instrument	Industry / Rating	Quantity	Market/Fair Value (Rs. in Lacs)	% to NAV	YIELD	
Debt Instruments							
(a) Listed / awaiting listing on Stock Exchange							
Floating Rate Note							
INE002A08658	Reliance Industries Limited**	CRISIL AAA	1,000	10,209.76	2.28%	7.45%	
INE432R07281	Shriram Housing Finance Limited**	FITCH AA	1,000	10,114.89	2.26%	8.90%	
INE722A07B2C	Shriram City Union Finance Limited**	CRISIL AA	250	2,532.05	0.57%	10.36%	
Government Securities							
IN3320150474	8.64% State Government Securities	SOVEREIGN	72,000,000	7,256.48	1.62%	6.83%	
IN1920180099	7.97% State Government Securities	SOVEREIGN	50,000,000	5,014.18	1.12%	6.19%	
IN1020120185	8.72% State Government Securities	SOVEREIGN	25,000,000	2,516.54	0.56%	6.62%	
IN2820120128	8.86% State Government Securities	SOVEREIGN	25,000,000	2,506.12	0.56%	6.10%	
IN3320150177	8.55% State Government Securities	SOVEREIGN	23,86,500	2,390.72	0.53%	5.82%	
IN1020120201	8.64% State Government Securities	SOVEREIGN	10,000,000	1,005.28	0.23%	6.67%	
IN0020160050	6.84% Government of India	SOVEREIGN	10,000,000	1,001.41	0.22%	6.07%	
IN001222C032	7.63% GOI (MD17/06/2059)-Strips (C)-(MD17/12/2022)	SOVEREIGN	5,34,100	527.31	0.12%	6.10%	
Non Convertible Debentures							
INE371K08193	6.24% TATA Realty & Infrastructure Limited **	ICRA AA+	1,500	14,856.18	3.32%	7.75%	
INE537F08F17	6.55% National Housing Bank	CRISIL AAA	1,000	9,969.68	2.23%	6.92%	
INE721A07QH1	8.75% Shriram Transport Finance Company Limited **	CRISIL AA+	900	9,070.75	2.03%	7.69%	
INE775A08048	6.65% Samvardhana Motherson International Limited **	FITCH AAA	750	7,421.85	1.66%	7.80%	
INE516Y07386	8.35% Piramal Capital & Housing Finance Limited **	ICRA AA	6,500,000	6,521.02	1.46%	7.98%	
INE0M2307024	9.62% Andhra Pradesh State Beverages Corporation Limited **	FITCH AA(CE)	600	6,022.32	1.35%	9.63%	
INE0M2307016	9.62% Andhra Pradesh State Beverages Corporation Limited **	FITCH AA(CE)	750	5,632.98	1.26%	9.58%	
INE522D07B9W8	7.45% Manipal Finance Limited	CRISIL AA	950	9,453.97	2.22%	8.15%	
INE134E08JF6	7.35% Power Finance Corporation Limited **	CRISIL AAA	500	5,004.16	1.12%	6.36%	
INE523H07B86	7.75% JM Financial Products Limited **	CRISIL AA	500	4,986.56	1.12%	8.26%	
INE091A08172	7.59% Nirma Limited **	CRISIL AA	500	4,968.01	1.11%	8.16%	
INE377Y07268	5% Bajaj Housing Finance Limited **	CRISIL AAA	500	4,890.81	1.09%	7.43%	
INE938D07067	8.95% Jamnagar Utilities & Power Private Limited **	CRISIL AAA	400	4,032.40	0.90%	7.19%	
INE377Y07185	4.85% Bajaj Housing Finance Limited **	CRISIL AAA	400	3,992.66	0.89%	6.54%	
INE636F07183	9.6% North Eastern Electric Power Corporation Limited **	ICRA AA+	441	2,680.08	0.60%	8.36%	
INE41G07CN8	9% Muthoot Finance Limited **	CRISIL AA+	2,500,000	2,517.93	0.56%	7.34%	
INE134E08J08	7.99% Power Finance Corporation Limited **	CRISIL AAA	250	2,505.83	0.56%	6.50%	
INE002A08641	6.95% Reliance Industries Limited **	CRISIL AAA	250	2,498.18	0.56%	6.86%	
INE41G07C4	7.5% Muthoot Finance Limited **	CRISIL AA+	250	2,491.65	0.56%	7.83%	
INE722A07B4	7.7% Shriram City Union Finance Limited **	CRISIL AA	200	1,999.81	0.45%	7.31%	
INE721A07NS5	8.72% Shriram Transport Finance Company Limited **	CRISIL AA+	100	1,004.31	0.22%	7.46%	
INE692A09241	8.9% Union Bank of India **	CRISIL AA+	95	952.43	0.21%	7.32%	
INE540P07061	8.97% U.P. Power Corporation Limited **	FITCH AA(CE)	140	702.72	0.16%	7.57%	
INE514E06B03	8.87% Export Import Bank of India **	CRISIL AA	50	500.28	0.11%	6.07%	
INE721A07N0	8.72% Shriram Transport Finance Company Limited **	CRISIL AA+	34	341.41	0.08%	7.46%	
Zero Coupon Bonds							
INE516Y07303	Piramal Capital & Housing Finance Limited **	CARE AA	838	9,459.07	2.12%	8.25%	
Subtotal				1,65,554.79	37.02%		
(b) Privately placed / Unlisted							
Subtotal				NIL	NIL	NIL	
(c) Securitised Debt							
INE01US15013	Shining Metal Trust **	CRISIL AAA(SO)	67	2,463.60	0.55%	7.89%	
Subtotal				2,463.60	0.55%		
Total				1,68,018.39	37.57%		
Derivatives							
Interest Rate Swaps							
Interest Rate Swaps Pay Fix Receive Floating (24/12/2022) (FV 10000 Lacs)					47.49	0.01%	
Interest Rate Swaps Pay Fix Receive Floating (15/12/2022) (FV 10000 Lacs)					40.94	0.01%	
Interest Rate Swaps Pay Fix Receive Floating (21/03/2023) (FV 5000 Lacs)					52.34	0.01%	
Total				140.77	0.03%		
Money Market Instruments							
Certificate of Deposit							
INE062A16465	State Bank of India	CARE A1+	3,000	14,060.34	3.15%	7.05%	
INE092T16SN2	IDFC First Bank Limited **	CRISIL A1+	2,000	9,875.72	2.21%	6.38%	
INE238A16Z21	Axis Bank Limited **	CRISIL A1+	2,000	9,716.32	2.17%	6.74%	
INE040A16D5H	HDFC Bank Limited **	CARE A1+	2,000	9,464.28	2.12%	7.15%	
INE160A16MM2	Punjab National Bank **	CARE A1+	2,000	9,398.01	2.10%	7.15%	
INE19616142	Deutsche Bank AG **	CRISIL A1+	1,500	7,387.53	1.65%	6.70%	
INE238A16Y73	Axis Bank Limited **	CRISIL A1+	1,500	7,293.79	1.63%	6.74%	
INE040A16DD4	HDFC Bank Limited **	CARE A1+	1,500	7,143.63	1.60%	7.09%	
INE040A16D3	HDFC Bank Limited **	CARE A1+	1,500	7,060.64	1.58%	7.17%	
INE090A161Y3	ICICI Bank Limited **	ICRA A1+	1,500	7,028.33	1.57%	7.10%	
INE092T16RF0	IDFC First Bank Limited **	CRISIL A1+	1,000	4,924.82	1.10%	6.40%	
INE281F16645	National Bank For Agriculture and Rural Development	FITCH A1+	1,000	4,877.86	1.09%	6.72%	
INE476A16SV0	Canara Bank **	CRISIL A1+	1,000	4,863.99	1.09%	6.71%	
INE095A16QZ7	IndusInd Bank Limited **	CRISIL A1+	1,000	4,774.32	1.07%	7.28%	
INE514E16B0	Export Import Bank of India **	CRISIL A1+	500	2,421.68	0.54%	6.75%	
INE237A16ZQ1	Kotak Mahindra Bank Limited **	CRISIL A1+	500	2,346.96	0.53%	7.11%	
Triparty Repo/ Reverse Repo Instrument							
Triparty Repo				32,570.58	7.29%		
Commercial Paper							
INE566F14H1	Small Industries Dev Bank of India **	CARE A1+	3,500	16,962.77	3.80%	6.80%	
INE566F14B6	Small Industries Dev Bank of India **	CARE A1+	3,000	14,804.27	3.31%	6.35%	
INE205A14W4A	Vedanta Limited **	CRISIL A1+	3,000	14,477.09	3.24%	7.71%	
INE081A14DD3	Tata Steel Limited **	ICRA A1+	2,800	13,903.22	3.11%	6.51%	
INE3381A4DP4	Motilal Oswal Financial Services Limited **	FITCH A1+	2,000	9,680.16	2.17%	8.04%	
INE069P14Z57	Tata Value Homes Limited **	CARE A1+	2,000	9,639.95	2.16%	7.84%	
INE384B14G55	Krislak Famous Industries Limited **	ICRA A1+	1,600	7,895.28	1.77%	6.95%	
INE704114FP2	Barclays Investments & Loans (India) Private Limited **	CRISIL A1+	1,500	7,454.71	1.67%	6.72%	
INE484J14OQ9	Godrej Properties Limited **	ICRA A1+	1,000	4,966.62	1.11%	6.63%	
INE704114FR8	Barclays Investments & Loans (India) Private Limited **	CRISIL A1+	1,000	4,938.23	1.10%	6.82%	
INE087M14AK6	Bahadur Chand Investments Pvt Limited **	ICRA A1+	1,000	4,847.30	1.08%	7.99%	
INE087M14AV3	Bahadur Chand Investments Pvt Limited **	ICRA A1+	1,000	4,626.43	1.04%	8.45%	
INE403G14P14	Standard Chartered Capital Limited **	CRISIL A1+	800	3,844.84	0.86%	7.84%	
INE205A14WE6	Vedanta Limited **	CRISIL A1+	500	2,490.81	0.56%	6.74%	
INE484J14OX5	Godrej Properties Limited **	CRISIL A1+	100	494.66	0.11%	6.68%	
Treasury Bill							
IN002022Y120	182 Days Tbill		2,25,00,000	22,198.73	4.97%	6.04%	
IN002022Y112	182 Days Tbill		50,00,000	4,939.11	1.11%	6.00%	
IN002022Y062	182 Days Tbill		40,00,000	3,974.24	0.89%	5.91%	
Total				2,97,351.60	66.55%		
OTHERS							
Cash Margin - CCL					14.48	0.00%	
Total				14.48	0.00%		
Net Current Assets				(18,598.98)	-4.15%		
GRAND TOTAL				4,46,926.27	100.00%		

** Non Traded Securities/Liquid Securities
\$ Less Than 0.01% of NAV

BENCHMARK NAME - NIFTY ULTRA SHORT DURATION DEBT INDEX B-I
BENCHMARK RISK-O-METER

SCHEME RISK-O-METER

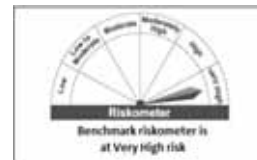


Monthly Portfolio Statement as on September 30,2022

ISIN	Name of the Instrument	Industry / Rating	Quantity	Market/Fair Value (Rs. in Lacs)	% to NAV	YIELD
Equity & Equity related						
(a) Listed / awaiting listing on Stock Exchanges						
INE044A01036	Sun Pharmaceutical Industries Limited	Pharmaceuticals & Biotechnology	73.00,976	69,260.71	14.88%	
INE059A01026	Cipla Limited	Pharmaceuticals & Biotechnology	37,00,000	41,253.15	8.86%	
INE089A01023	Dr. Reddy's Laboratories Limited	Pharmaceuticals & Biotechnology	8,85,000	38,370.95	8.24%	
INE326A01037	Lupin Limited	Pharmaceuticals & Biotechnology	45,00,025	30,593.42	6.57%	
INE361B01024	Div's Laboratories Limited	Pharmaceuticals & Biotechnology	7,50,000	27,789.00	5.97%	
INE358A01014	Abbott India Limited	Pharmaceuticals & Biotechnology	1,29,321	24,750.94	5.32%	
INE410P01011	Narayana Hrudayalaya Limited	Healthcare Services	34,02,115	24,493.53	5.26%	
INE885A01028	Torrent Pharmaceuticals Limited	Pharmaceuticals & Biotechnology	14,65,857	22,865.17	4.91%	
INE406A01037	Aurobindo Pharma Limited	Pharmaceuticals & Biotechnology	35,00,000	17,871.00	3.84%	
INE437A01024	Apollo Hospitals Enterprise Limited	Healthcare Services	3,85,772	16,909.93	3.63%	
INE572A01028	JS Chemicals & Pharmaceuticals Limited	Pharmaceuticals & Biotechnology	8,76,847	16,833.71	3.62%	
INE061F01013	Fortis Healthcare Limited	Healthcare Services	56,00,000	14,795.20	3.18%	
INE058A01010	Sanofi India Limited	Pharmaceuticals & Biotechnology	2,22,555	12,865.46	2.76%	
INE08V01023	Gland Pharma Limited	Pharmaceuticals & Biotechnology	6,00,000	12,557.10	2.70%	
INE182A01018	Pfizer Limited	Pharmaceuticals & Biotechnology	2,93,249	12,508.10	2.69%	
INE594H01019	Thyrocare Technologies Limited	Healthcare Services	17,65,638	12,366.16	2.66%	
INE043W01024	Vijaya Diagnostic Centre Limited	Healthcare Services	26,53,655	12,225.39	2.63%	
INE010B01027	Zydus Lifesciences Limited	Pharmaceuticals & Biotechnology	31,51,835	12,194.45	2.62%	
INE540L01014	Aikem Laboratories Limited	Pharmaceuticals & Biotechnology	2,82,412	9,255.21	1.99%	
INE031B01049	Ajanta Pharma Limited	Pharmaceuticals & Biotechnology	7,20,702	9,170.57	1.97%	
INE873D01024	Indoco Remedies Limited	Pharmaceuticals & Biotechnology	18,34,924	6,016.72	1.29%	
INE571A01038	PCA Laboratories Limited	Pharmaceuticals & Biotechnology	6,00,864	5,498.06	1.18%	
INE191A01027	Orchid Pharma Limited	Pharmaceuticals & Biotechnology	10,00,000	3,197.50	0.69%	
INE961O01016	Rainbow Childrens Medicare Limited	Healthcare Services	4,50,615	2,842.70	0.61%	
INE159A01016	GlaxoSmithKline Pharmaceuticals Limited	Pharmaceuticals & Biotechnology	1,80,000	2,563.92	0.55%	
INE144Z01023	Tarsons Products Limited	Healthcare Equipment & Supplies	2,30,640	1,880.98	0.40%	
INE700A01033	Jubilant Pharmova Limited	Pharmaceuticals & Biotechnology	5,50,359	1,848.86	0.40%	
INE075I01017	Healthcare Global Enterprises Limited	Healthcare Services	4,00,432	1,145.64	0.25%	
	Subtotal			4,63,923.56	99.67%	
	(b) UNLISTED			NIL	NIL	NIL
	Subtotal			NIL	NIL	NIL
	Total			4,63,923.56	99.67%	
	Money Market Instruments					
	Triparty Repo/ Reverse Repo Instrument					
	Triparty Repo			2,746.47	0.59%	
	Total			2,746.47	0.59%	
	OTHERS					
	Cash Margin - CCIL			15.80	0.00%	
	Total			15.80	0.00%	
	Net Current Assets			(1,103.34)	-0.26%	
	GRAND TOTAL			4,65,882.49	100.00%	

§ Less Than 0.01% of NAV

SCHEME RISK-O-METER

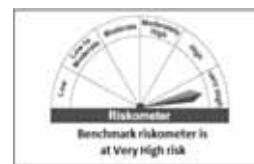
BENCHMARK NAME - S&P BSE HEALTHCARE TRI
BENCHMARK RISK-O-METER

Monthly Portfolio Statement as on September 30,2022

ISIN	Name of the Instrument	Industry / Rating	Quantity	Market/Fair Value (Rs. in Lacs)	% to NAV	YIELD
Equity & Equity related						
(a) Listed / awaiting listing on Stock Exchanges						
INE154A01025	ITC Limited	Diversified FMCG	5,15,000	1,710.83	6.65%	
INE274F01020	Westlife Development Limited	Leisure Services	1,82,689	1,312.44	5.10%	
INE806T01012	Sapphire Foods India Limited	Leisure Services	76,509	1,139.03	4.43%	
INE710A01016	VST Industries Limited	Cigarettes & Tobacco Products	31,500	1,018.46	3.96%	
INE102D01028	Godrej Consumer Products Limited	Personal Products	1,11,000	1,010.60	3.93%	
INE030A01027	Hindustan Unilever Limited	Diversified FMCG	37,000	997.69	3.88%	
INE397D01024	Bharti Airtel Limited	Telecom - Services	1,22,500	979.88	3.81%	
INE498B01024	Shoppers Stop Limited	Retailing	1,27,977	957.46	3.72%	
INE101A01026	Mahindra & Mahindra Limited	Automobiles	72,500	919.45	3.58%	
INE84D01024	United Spirits Limited	Beverages	1,05,000	884.42	3.44%	
INE594H01019	Thyrocare Technologies Limited	Healthcare Services	1,15,173	806.56	3.14%	
INE849A01020	Trent Limited	Retailing	55,000	781.00	3.04%	
INE018E01016	SBI Cards and Payment Services Limited	Finance	85,000	776.48	3.02%	
INE758T01015	Zomato Limited	Retailing	12,43,055	775.04	3.01%	
INE176A01028	Bata India Limited	Consumer Durables	42,500	774.14	3.01%	
INE278Y01022	Campus ActiveWear Limited	Consumer Durables	1,28,459	734.14	2.86%	
INE191H01014	PVR Limited	Entertainment	40,000	715.40	2.78%	
INE421D01022	CCL Products (India) Limited	Agricultural Food & other Products	1,41,591	711.49	2.77%	
INE192A01025	Tata Consumer Products Limited	Agricultural Food & other Products	87,000	698.48	2.72%	
INE123W01016	SBI Life Insurance Company Limited	Insurance	53,000	662.74	2.58%	
INE061F01013	Fortis Healthcare Limited	Healthcare Services	2,45,000	647.29	2.52%	
INE472A01039	Blue Star Limited	Consumer Durables	59,049	638.92	2.49%	
INE299U01018	Crompton Greaves Consumer Electricals Limited	Consumer Durables	1,45,000	597.26	2.32%	
INE053A01029	The Indian Hotels Company Limited	Leisure Services	1,80,000	597.06	2.32%	
INE040A01034	HDFC Bank Limited	Banks	40,600	577.07	2.24%	
INE765G01017	ICICI Lombard General Insurance Company Limited	Insurance	48,000	552.55	2.15%	
INE68F01025	United Breweries Limited	Beverages	31,000	529.14	2.06%	
INE917I01010	Bajaj Auto Limited	Automobiles	14,500	511.52	1.99%	
INE494B01023	TVS Motor Company Limited	Automobiles	47,000	485.16	1.89%	
INE217B01036	Kajaria Ceramics Limited	Consumer Durables	36,000	432.14	1.68%	
Subtotal				23,933.84	93.09%	
(b) UNLISTED						
Subtotal				NIL	NIL	NIL
Total				23,933.84	93.09%	
Debt Instruments						
(a) Listed / awaiting listing on Stock Exchange						
Non Convertible Debentures						
INE216A08027	5.5% Britannia Industries Limited **	CRISL AAA	13,000	3.66	0.01%	7.47%
Subtotal				3.66	0.01%	
(b) Privately placed / Unlisted						
Subtotal				NIL	NIL	NIL
(c) Securitised Debt						
Subtotal				NIL	NIL	NIL
Total				3.66	0.01%	
Money Market Instruments						
Triparty Repo/ Reverse Repo Instrument						
Triparty Repo						
Total				2,070.98	8.06%	
OTHERS				2,070.98	8.06%	
Cash Margin - CCIL						
Total				11.77	0.05%	
Net Current Assets				(309.86)	-1.21%	
GRAND TOTAL				25,716.39	100.00%	

** Non Traded Securities/Illiquid Securities

SCHEME RISK-O-METER

BENCHMARK NAME - NIFTY INDIA CONSUMPTION TRI
BENCHMARK RISK-O-METER

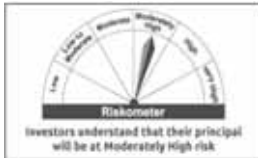
Monthly Portfolio Statement as on September 30,2022

ISIN	Name of the Instrument	Industry / Rating	Quantity	Market/Fair Value (Rs. in Lacs)	% to NAV	YIELD
	Equity & Equity related					
	(a) Listed / awaiting listing on Stock Exchanges					
INE090A0121	ICICI Bank Limited	Banks	51,90,426	44,741.47	6.88%	
INE040A0134	HDFC Bank Limited	Banks	22,89,813	32,546.26	5.01%	
INE009A0121	Infosys Limited	IT - Software	18,67,950	26,402.54	4.06%	
INE062A0120	State Bank of India	Banks	43,17,992	22,911.27	3.52%	
INE154A01025	ITC Limited	Diversified FMCG	53,12,313	17,847.59	2.71%	
INE002A01018	Reliance Industries Limited	Petroleum Products	7,16,745	17,042.40	2.62%	
INE238A01034	Axis Bank Limited	Banks	19,94,434	14,623.19	2.25%	
INE397D01024	Bharti Airtel Limited	Telecom - Services	17,17,434	13,737.75	2.11%	
INE018A01030	Larsen & Toubro Limited	Construction	7,21,850	13,337.62	2.05%	
INE733E01010	NTPC Limited	Power	74,19,300	11,844.91	1.82%	
INE101A01006	Mahindra & Mahindra Limited	Automobiles	19,65,124	9,701.73	1.49%	
INE018E01016	SBI Cards and Payment Services Limited	Finance	9,04,700	8,264.43	1.27%	
INE044A01036	Sun Pharmaceutical Industries Limited	Pharmaceuticals & Biotechnology	8,52,927	8,091.29	1.24%	
INE698C01036	Tech Mahindra Company	IT - Software	7,57,957	7,644.75	1.18%	
INE123W01016	SBI Life Insurance Company Limited	Insurance	6,08,500	7,608.99	1.17%	
INE854D01024	United Spirits Limited	Beverages	8,93,750	7,528.08	1.16%	
INE053A01029	The Indian Hotels Company Limited	Leisure Services	20,72,000	6,872.82	1.06%	
INE155A01022	Tata Motors Limited	Automobiles	16,32,150	6,603.68	1.02%	
INE263A01024	Bharat Electronics Limited	Aerospace & Defense	63,53,598	6,413.96	0.99%	
INE860A01027	HCL Technologies Limited	IT - Software	6,86,516	6,406.73	0.98%	
INE102D01028	Godrej Consumer Products Limited	Personal Products	6,88,000	6,263.90	0.96%	
INE033A01024	Siemens Limited	Electrical Equipment	2,20,000	6,095.70	0.94%	
INE061F01013	Fortis Healthcare Limited	Healthcare Services	21,48,074	5,675.21	0.87%	
INE274F01020	Westlife Development Limited	Leisure Services	7,77,160	5,583.12	0.86%	
INE081A01020	Tata Steel Limited	Ferrous Metals	56,01,500	5,562.29	0.86%	
INE158A01026	Hero MotoCorp Limited	Automobiles	2,05,000	5,228.86	0.80%	
INE068F01012	Hindustan Aeronautics Limited	Aerospace & Defense	2,14,575	5,031.46	0.77%	
INE012A01025	ACC Limited	Cement & Cement Products	2,06,227	4,981.72	0.77%	
INE080T01012	Sapphire Foods India Limited	Leisure Services	3,18,790	4,745.99	0.73%	
INE571A01038	IPCA Laboratories Limited	Pharmaceuticals & Biotechnology	5,00,994	4,584.10	0.71%	
INE572A01028	JB Chemicals & Pharmaceuticals Limited	Pharmaceuticals & Biotechnology	2,34,683	4,505.44	0.69%	
INE149A01033	Cholamandalam Financial Holdings Limited	Finance	6,86,854	4,371.63	0.67%	
INE752E01017	Power Grid Corporation of India Limited	Power	4,16,999	4,189.99	0.64%	
INE299U01018	Crompton Greaves Consumer Electricals Limited	Consumer Durables	9,59,841	3,953.59	0.61%	
INE765G01017	ICICI Lombard General Insurance Company Limited	Insurance	3,41,000	3,925.42	0.60%	
INE038A01020	Hindalco Industries Limited	Non - Ferrous Metals	9,92,193	3,875.01	0.60%	
INE115A01026	LIC Housing Finance Limited	Finance	9,00,000	3,724.65	0.57%	
INE102A01025	Tata Consumer Products Limited	Agricultural Food & other Products	4,50,000	3,615.23	0.56%	
INE472A01039	Blue Star Limited	Consumer Durables	3,21,081	3,533.98	0.54%	
INE646L01027	InterGlobe Aviation Limited	Transport Services	1,85,000	3,432.31	0.53%	
INE88F01025	United Breweries Limited	Beverages	1,99,800	3,410.39	0.52%	
INE462A01022	Bayer Cropscience Limited	Fertilizers & Agrochemicals	66,205	3,232.82	0.50%	
INE029A01011	Bharat Petroleum Corporation Limited	Petroleum Products	10,57,656	3,223.74	0.50%	
INE83F01024	Info Edge (India) Limited	Retailing	90,800	3,088.49	0.48%	
INE208A01029	Ashok Leyland Limited	Agricultural, Commercial & Construction Vehicles	20,06,748	3,063.30	0.47%	
INE0GK40111	Tatva Chintan Pharma Chem Limited	Chemicals & Petrochemicals	1,18,982	2,994.96	0.46%	
INE326A01037	Lupin Limited	Pharmaceuticals & Biotechnology	4,35,906	2,963.51	0.46%	
INE745G01035	Multi Commodity Exchange of India Limited	Capital Markets	2,39,711	2,921.48	0.45%	
INE196D01020	Cyient Limited	IT - Services	3,47,463	2,755.03	0.42%	
INE212H01026	AAA Engineering Limited	Industrial Products	1,06,016	2,660.15	0.41%	
INE00R701025	Dalmia Bharat Limited	Cement & Cement Products	1,63,889	2,618.95	0.40%	
INE059A01026	Cipla Limited	Pharmaceuticals & Biotechnology	2,23,970	2,497.15	0.38%	
INE191H01014	PVR Limited	Entertainment	1,29,147	2,309.79	0.38%	
INE690A01013	Sundaram Finance Limited	Finance	9,100,000	2,065.30	0.32%	
INE030A01027	Hindustan Unilever Limited	Diversified FMCG	75,695	2,041.08	0.31%	
INE647D01011	Aditya Birla Fashion and Retail Limited	Retailing	5,67,575	1,981.40	0.30%	
INE233A01035	Godrej Industries Limited	Food Products	4,47,657	1,965.21	0.30%	
INE180A01020	Max Financial Services Limited	Insurance	2,35,194	1,793.59	0.28%	
INE200M01013	Varun Beverages Limited	Beverages	1,51,450	1,581.44	0.24%	
INE918Q1026	Bajaj Finserv Limited	Finance	77,500	1,300.72	0.20%	
	Subtotal			4,33,283.10	66.63%	
	(b) UNLISTED			NIL	NIL	NIL
	Subtotal			NIL	NIL	NIL
	Total			4,33,283.10	66.63%	
	Debt Instruments					
	(a) Listed / awaiting listing on Stock Exchange					
	Government Securities					
IN0020200112	5.22% Government of India	SOVEREIGN	1,30,00,000	12,385.35	1.91%	7.17%
IN0020200278	5.15% Government of India	SOVEREIGN	1,00,00,000	9,447.83	1.45%	7.16%
IN0020210244	6.54% Government of India	SOVEREIGN	1,00,00,000	9,407.66	1.45%	7.43%
IN0020210137	5.35% Government of India	SOVEREIGN	90,00,000	8,338.99	1.30%	7.13%
IN0020210160	4.93% Government of India	SOVEREIGN	76,00,000	7,508.27	1.15%	6.99%
IN0020120047	8.2% Government of India	SOVEREIGN	50,00,000	5,123.14	0.79%	7.27%
IN0020220037	7.38% Government of India	SOVEREIGN	50,00,000	5,012.30	0.77%	7.31%
IN0020210186	5.74% Government of India	SOVEREIGN	50,00,000	4,730.46	0.73%	7.27%
IN0020090054	7.35% Government of India	SOVEREIGN	45,00,000	4,515.51	0.69%	7.12%
IN0020130012	7.16% Government of India	SOVEREIGN	25,00,000	2,507.12	0.39%	6.68%
IN3120210296	7.04% State Government Securities	SOVEREIGN	25,00,000	2,426.42	0.37%	7.57%
IN3120210361	7.03% State Government Securities	SOVEREIGN	5,00,000	484.75	0.07%	7.57%
	Non Convertible Debentures					
INE115A07PW7	7.61% LIC Housing Finance Limited **	CRISIL AAA	900	8,964.35	1.38%	7.76%
INE020B08D11	5.74% REC Limited **	CRISIL AAA	500	4,870.73	0.75%	7.37%
INE041007084	7.05% Embassy Office Parks REIT **	CRISIL AAA	450	4,379.76	0.67%	8.06%
INE507T07070	7.4% Summit Digital Infrastructure Limited **	CRISIL AAA	450	4,343.85	0.67%	8.39%
INE201P08167	6.7% G R InfraProjects Limited **	CARE AA	400	3,866.24	0.59%	8.38%
INE261F08C99	5.14% National Bank For Agriculture and Rural Development **	ICRA AAA	350	3,405.66	0.52%	7.30%
INE549P07079	6.97% U.P. Power Corporation Limited **	FITCH AA(CE)	300	3,025.60	0.47%	8.31%
INE507T07096	8.05% Summit Digital Infrastructure Limited **	CRISIL AAA	300	2,999.86	0.46%	8.38%
INE511N08016	7.5% Max Life Insurance Company Limited **	CRISIL AA+	300	2,926.60	0.45%	8.18%
INE949L08442	9.3% AU Small Finance Bank Limited	CRISIL AA	25	2,508.05	0.39%	9.20%
INE018A08B7	7.7% Larsen & Toubro Limited **	CRISIL AAA	250	2,507.34	0.39%	7.54%
INE115A07P55	6.9% LIC Housing Finance Limited **	CRISIL AAA	250	2,488.49	0.38%	7.47%
INE261F08D12	7.2% National Bank For Agriculture and Rural Development	CRICRA AA	250	2,483.49	0.38%	7.38%
INE511C07755	6.8% Poonawalla Fincorp Limited **	CRISIL AA+	250	2,480.70	0.38%	8.05%
INE692A08094	7.42% Union Bank of India **	CRISIL AA+	250	2,478.31	0.38%	7.57%
INE160A08159	7.25% Punjab National Bank	CRISIL AA+	250	2,452.47	0.38%	7.57%
INE242A08510	5.84% Indian Oil Corporation Limited **	CRISIL AAA	250	2,445.70	0.38%	7.34%
INE790Z07012	9.04% Indiraivi Trust **	CRISIL AAA	250	2,432.61	0.37%	7.92%
INE041007078	6.25% Embassy Office Parks REIT **	CRISIL AAA	250	2,428.88	0.37%	8.00%
INE883F07199	8.2% Adshar Housing Finance Limited **	CARE AA	200	1,998.14	0.31%	8.26%
INE813H07259	8.65% Torrent Power Limited **	CRISIL AA+	200	1,994.32	0.31%	8.68%
INE14G07FT8	7.1% Multithor Finance Limited **	CRISIL AA+	2,000,000	1,973.29	0.30%	7.94%
INE884B08020	6.85% Krikooskar Ferrous Industries Limited **	ICRA AA	200	1,952.90	0.30%	8.41%
INE062A08264	5.83% State Bank of India **	CRISIL AAA	200	1,895.84	0.29%	6.68%
INE019A07431	8.5% JSW Steel Limited **	CARE AA	150	1,500.71	0.23%	8.66%
INE219X07124	7.25% India Grid Trust InvT Fund	FITCH AAA	150	1,478.90	0.23%	7.84%
INE267A08012	5.35% Hindustan Zinc Limited **	CRISIL AAA	250	1,474.56	0.23%	7.17%
INE884B08012	6.65% Krikooskar Ferrous Industries Limited **	ICRA AA	150	1,484.67	0.23%	8.41%
INE343D08026	5.9% Bharti Hexacom Limited **	CRISIL AA+	150	1,462.69	0.22%	7.59%
INE752E070C4	5.36% Power Grid Corporation of India Limited **	CRISIL AAA	100	998.19	0.15%	7.41%
INE001A07M4	9.5% Housing Development Finance Corporation Limited **	CRISIL AAA	95	980.12	0.15%	7.59%
INE020B08880	8.57% REC Limited **	CRISIL AAA	50	511.17	0.08%	7.44%
INE134E08J95	7.85% Power Finance Corporation Limited **	CRISIL AAA	40	406.63	0.06%	7.61%
INE0M2307032	9.62% Andhra Pradesh State Beverages Corporation Limited **	FITCH AA(CE)	30	301.71	0.05%	9.67%
INE062A08024	9.62% Andhra Pradesh State Beverages Corporation Limited **	FITCH AA(CE)	30	301.12	0.05%	9.63%
INE0M2307057	9.62% Andhra Pradesh State Beverages Corporation Limited **	FITCH AA(CE)	30	301.01	0.05%	9.87%
INE0M2307040	9.62% Andhra Pradesh State Beverages Corporation Limited **	FITCH AA(CE)	30	300.93	0.05%	9.85%
INE0M2307016	9.62% Andhra Pradesh State Beverages Corporation Limited **	FITCH AA(CE)	30	225.32	0.03%	9.58%
INE377Y07359	7.89% Bajaj Housing Finance Limited **	CRISIL AAA	20	197.83	0.03%	8.05%
	Subtotal			1,57,582.58	24.24%	
	(b) Privately placed / Unlisted			NIL	NIL	NIL
	Subtotal			NIL	NIL	NIL
	(c) Securitised Debt			NIL	NIL	NIL
	Subtotal			NIL	NIL	NIL
	Total			1,57,582.58	24.24%	
	Money Market Instruments					
	Triparty Repo/ Reverse Repo Instrument					
	Reverse Repo			44,999.32	6.92%	
	Triparty Repo			11,890.24	1.83%	
	Commercial Paper					
INE205A14WM9	Vedanta Limited **	CRISIL A1+	1,000	4,839.51	0.74%	7.71%
IN002022138	Treasury Bill 182 Days Tbill		50,00,000	4,927.67	0.76%	6.02%
	Total			66,656.74	10.25%	
	Exchange Traded Funds					
INF204KB15D0	Nippon India ETF S&P BSE Sensex Next 50		33,68,092	1,704.25	0.26%	
	Total			1,704.25	0.26%	
	OTHERS					
	Cash Margin - Derivatives			2,500.00	0.38%	
	Cash Margin - CCL			359.15	0.06%	
	Total			2,859.15	0.44%	
	Net Current Assets			(1,861.63)	-0.82%	
	GRAND TOTAL			6,50,104.19	100.00%	

Details of Stock Future / Index Future

Long/Short	Name of the Instrument	Industry	Quantity	Market/Fair Value (Rs. in Lacs)	% to NAV
Short	ICICI Bank Limited_27/10/2022	Banks	2125750	18,419.62	2.83%
Short	HDFC Bank Limited_27/10/2022	Banks	938300	13,378.28	2.06%
Short	Nifty 50 Index_27/10/2022	Index	75300	12,878.71	1.98%
Short	Infosys Limited_27/10/2022	IT - Software	766200	10,737.53	1.65%
Short	State Bank of India_27/10/2022	Banks	1771500	9,452.72	1.45%
Short	ITC Limited_27/10/2022	Diversified FMCG	2179200	7,252.38	1.12%
Short	Reliance Industries Limited_27/10/2022	Petroleum Products	294000	7,011.90	1.08%
Short	Axis Bank Limited_27/10/2022	Banks	817200	6,010.10	0.92%
Short	Larsen & Toubro Limited_27/10/2022	Construction	295800	5,489.90	0.84%
Short	NTPC Limited_27/10/2022	Power	3043800	4,888.34	0.75%
Short	Mahindra & Mahindra Limited_27/10/2022	Automobiles	313600	3,994.32	0.61%
Short	SBI Cards and Payment Services Limited_27/10/2022	Finance	370400	3,400.83	0.52%
Short	Sun Pharmaceutical Industries Limited_27/10/2022	Pharmaceuticals & Biotechnology	349300	3,322.19	0.51%
Short	Tech Mahindra Limited_27/10/2022	IT - Software	310800	3,143.74	0.48%
Short	SBI Life Insurance Company Limited_27/10/2022	Insurance	249000	3,123.58	0.48%
Short	United Spirits Limited_27/10/2022	Beverages	366250	3,102.87	0.48%
Short	The Indian Hotels Company Limited_27/10/2022	Leisure Services	848642	2,832.34	0.44%
Short	Tata Motors Limited_27/10/2022	Automobiles	666900	2,691.94	0.41%
Short	Bharat Electronics Limited_27/10/2022	Aerospace & Defense	2599200	2,638.19	0.41%
Short	HCL Technologies Limited_27/10/2022	IT - Software	281400	2,600.84	0.40%
Short	Godrej Consumer Products Limited_27/10/2022	Personal Products	282000	2,580.02	0.40%
Short	Siemens Limited_27/10/2022	Electrical Equipment	90200	2,508.96	0.39%
Short	Tata Steel Limited_27/10/2022	Ferrous Metals	2295000	2,286.97	0.35%
Short	Hero MotoCorp Limited_27/10/2022	Automobiles	84000	2,148.09	0.33%
Short	Hindustan Aeronautics Limited_27/10/2022	Aerospace & Defense	87875	2,069.06	0.32%
Short	ACC Limited_27/10/2022	Cement & Cement Products	84500	2,046.93	0.31%
Short	IPCA Laboratories Limited_27/10/2022	Pharmaceuticals & Biotechnology	205400	1,882.29	0.29%
Short	Power Grid Corporation of India Limited_27/10/2022	Power	804600	1,712.99	0.26%
Short	ICICI Lombard General Insurance Company Limited_27/10/2022	Insurance	139825	1,614.00	0.25%
Short	Crompton Greaves Consumer Electricals Limited_27/10/2022	Consumer Durables	394500	1,605.02	0.25%
Short	Hindalco Industries Limited_27/10/2022	Non - Ferrous Metals	406350	1,594.11	0.25%
Short	Tata Consumer Products Limited_27/10/2022	Agricultural Food & other Products	184500	1,486.89	0.23%
Short	United Breweries Limited_27/10/2022	Beverages	81600	1,392.75	0.21%
Short	Bharti Airtel Limited_27/10/2022	Telecom - Services	173850	1,383.59	0.21%
Short	Bharat Petroleum Corporation Limited_27/10/2022	Petroleum Products	433800	1,328.73	0.20%
Short	Info Edge (India) Limited_27/10/2022	Retailing	32625	1,263.44	0.19%
Short	Ashok Leyland Limited_27/10/2022	Agricultural, Commercial & Construction Vehicles	820000	1,259.93	0.19%
Short	Lupin Limited_27/10/2022	Pharmaceuticals & Biotechnology	178500	1,217.82	0.19%
Short	Multi Commodity Exchange of India Limited_27/10/2022	Capital Markets	98000	1,199.08	0.18%
Short	Dalmia Bharat Limited_27/10/2022	Cement & Cement Products	67000	1,075.92	0.17%
Short	PVR Limited_27/10/2022	Entertainment	52503	941.20	0.14%
Short	Hindustan Unilever Limited_27/10/2022	Diversified FMCG	30900	833.34	0.13%
Short	Aditya Birla Fashion and Retail Limited_27/10/2022	Retailing	231400	812.45	0.12%
Short	Max Financial Services Limited_27/10/2022	Insurance	96200	737.08	0.11%
Short	InterGlobe Aviation Limited_27/10/2022	Transport Services	30600	569.56	0.09%
Short	Bajaj Finserv Limited_27/10/2022	Finance	31500	530.30	0.08%
Short	Cipla Limited_27/10/2022	Pharmaceuticals & Biotechnology	20150	223.70	0.03%

SCHEME RISK-O-METER



BENCHMARK NAME - CRISIL HYBRID 50+50 - MODERATE INDEX
BENCHMARK RISK-O-METER



Monthly Portfolio Statement as on September 30,2022

ISIN	Name of the Instrument	Industry / Rating	Quantity	Market/Fair Value (Rs. in Lacs)	% to NAV	YIELD
Debt Instruments						
(a) Listed / awaiting listing on Stock Exchange						
Government Securities						
IN3120210296	7.04% State Government Securities	SOVEREIGN	2,30,78,300	22,395.51	7.39%	7.57%
IN2220200017	7.83% State Government Securities	SOVEREIGN	2,20,00,000	22,298.63	7.36%	7.59%
IN3120200115	6.6% State Government Securities	SOVEREIGN	2,29,39,300	21,658.89	7.15%	7.57%
IN3120210346	7.02% State Government Securities	SOVEREIGN	1,75,00,000	16,957.57	5.60%	7.57%
IN3120200222	6.33% State Government Securities	SOVEREIGN	1,72,89,000	16,041.89	5.29%	7.57%
IN2220220080	7.86% State Government Securities	SOVEREIGN	1,10,00,000	11,171.45	3.69%	7.59%
IN1520200123	6.65% State Government Securities	SOVEREIGN	1,12,00,000	10,590.78	3.50%	7.58%
IN2220200025	7.6% State Government Securities	SOVEREIGN	1,05,00,000	10,505.83	3.47%	7.59%
IN1520190163	7.17% State Government Securities	SOVEREIGN	1,00,00,000	9,771.99	3.22%	7.58%
IN0202100095	6.1% Government of India	SOVEREIGN	1,06,00,000	9,641.30	3.18%	7.58%
IN1920190197	6.97% State Government Securities	SOVEREIGN	90,00,000	8,698.61	2.87%	7.57%
IN1920190213	7.09% State Government Securities	SOVEREIGN	78,21,200	7,608.73	2.51%	7.57%
IN1520200156	6.7% State Government Securities	SOVEREIGN	79,10,800	7,501.42	2.48%	7.58%
IN1920200053	6.58% State Government Securities	SOVEREIGN	75,00,000	7,073.88	2.33%	7.57%
IN2220220023	7.18% State Government Securities	SOVEREIGN	70,00,000	6,845.78	2.26%	7.57%
IN3120210502	7.17% State Government Securities	SOVEREIGN	58,23,600	5,691.11	1.88%	7.57%
IN1920200491	6.52% State Government Securities	SOVEREIGN	58,94,400	5,521.14	1.82%	7.57%
IN1520200354	6.9% State Government Securities	SOVEREIGN	55,00,000	5,290.33	1.75%	7.58%
IN1520190217	7.04% State Government Securities	SOVEREIGN	46,82,200	4,510.59	1.49%	7.58%
IN1920200137	6.48% State Government Securities	SOVEREIGN	45,00,000	4,213.41	1.39%	7.57%
IN2220170038	7.18% State Government Securities	SOVEREIGN	41,00,000	4,016.81	1.33%	7.57%
IN2220190101	7.27% State Government Securities	SOVEREIGN	40,00,000	3,932.12	1.30%	7.57%
IN2120190144	7.04% State Government Securities	SOVEREIGN	40,00,000	3,868.36	1.28%	7.63%
IN2220200280	6.56% State Government Securities	SOVEREIGN	41,14,100	3,866.80	1.28%	7.57%
IN1920200533	6.51% State Government Securities	SOVEREIGN	40,00,000	3,743.40	1.24%	7.57%
IN3120200016	7.5% State Government Securities	SOVEREIGN	35,00,000	3,531.91	1.17%	7.59%
IN2220200033	6.54% State Government Securities	SOVEREIGN	33,11,800	3,116.02	1.03%	7.57%
IN1920180156	8.22% State Government Securities	SOVEREIGN	30,00,000	3,112.37	1.03%	7.60%
IN1520200297	7.11% State Government Securities	SOVEREIGN	30,00,300	2,912.06	0.96%	7.59%
IN15202000172	6.84% State Government Securities	SOVEREIGN	30,00,000	2,869.11	0.95%	7.58%
IN3120200255	6.5% State Government Securities	SOVEREIGN	30,00,000	2,812.00	0.93%	7.57%
IN2221900096	7.39% State Government Securities	SOVEREIGN	25,00,000	2,472.92	0.82%	7.57%
IN2020200092	6.63% State Government Securities	SOVEREIGN	25,00,000	2,362.81	0.78%	7.59%
IN3120200214	6.41% State Government Securities	SOVEREIGN	25,00,000	2,331.56	0.77%	7.57%
IN3120200065	6.73% State Government Securities	SOVEREIGN	24,45,200	2,327.91	0.77%	7.57%
IN2120200109	6.57% State Government Securities	SOVEREIGN	22,00,000	2,086.81	0.68%	7.62%
IN1520180259	6.27% State Government Securities	SOVEREIGN	20,00,000	2,066.10	0.69%	7.59%
IN1920190106	7.17% State Government Securities	SOVEREIGN	20,00,000	1,956.92	0.65%	7.56%
IN1520200198	6.46% State Government Securities	SOVEREIGN	20,00,000	1,866.65	0.62%	7.58%
IN2220190010	8.15% State Government Securities	SOVEREIGN	15,00,000	1,546.68	0.51%	7.60%
IN1920190155	7.17% State Government Securities	SOVEREIGN	15,00,000	1,466.31	0.48%	7.57%
IN3120200362	6.9% State Government Securities	SOVEREIGN	15,00,000	1,442.81	0.46%	7.57%
IN3120200297	6.69% State Government Securities	SOVEREIGN	15,00,000	1,422.14	0.47%	7.57%
IN1520200222	6.49% State Government Securities	SOVEREIGN	15,00,000	1,411.89	0.47%	7.56%
IN2120200083	6.73% State Government Securities	SOVEREIGN	11,50,000	1,091.40	0.36%	7.62%
IN1920180222	8.06% State Government Securities	SOVEREIGN	10,00,000	1,024.35	0.34%	7.58%
IN2220220049	7.63% State Government Securities	SOVEREIGN	10,00,000	1,002.20	0.33%	7.59%
IN2220220056	7.62% State Government Securities	SOVEREIGN	10,00,000	1,001.61	0.33%	7.59%
IN1520190175	7.18% State Government Securities	SOVEREIGN	10,00,000	977.79	0.32%	7.58%
IN3120210361	7.03% State Government Securities	SOVEREIGN	10,00,000	969.51	0.32%	7.57%
IN2220200223	6.87% State Government Securities	SOVEREIGN	10,00,000	958.52	0.32%	7.57%
IN1520200164	6.83% State Government Securities	SOVEREIGN	10,00,000	955.87	0.32%	7.58%
IN1920200319	6.61% State Government Securities	SOVEREIGN	10,00,000	943.10	0.31%	7.57%
IN1920200459	6.53% State Government Securities	SOVEREIGN	10,00,000	937.61	0.31%	7.57%
IN1920200335	6.51% State Government Securities	SOVEREIGN	8,46,700	793.38	0.26%	7.57%
IN1520200131	6.45% State Government Securities	SOVEREIGN	8,18,800	764.58	0.25%	7.58%
IN1520220014	7.77% State Government Securities	SOVEREIGN	5,00,000	505.19	0.17%	7.60%
IN3120190225	7.19% State Government Securities	SOVEREIGN	5,00,000	488.43	0.16%	7.57%
IN2020190228	6.84% State Government Securities	SOVEREIGN	5,00,000	476.00	0.16%	7.59%
IN3120200149	6.55% State Government Securities	SOVEREIGN	5,00,000	470.59	0.16%	7.57%
IN1920200210	6.56% State Government Securities	SOVEREIGN	5,00,000	470.32	0.16%	7.57%
IN1520200040	6.47% State Government Securities	SOVEREIGN	5,00,000	468.26	0.15%	7.58%
IN1520200214	6.5% State Government Securities	SOVEREIGN	4,06,000	379.75	0.13%	7.58%
IN3120210262	6.83% State Government Securities	SOVEREIGN	3,95,000	375.79	0.12%	7.57%
IN1920210151	6.83% State Government Securities	SOVEREIGN	2,57,500	244.96	0.08%	7.57%
IN1520200073	6.54% State Government Securities	SOVEREIGN	2,17,100	204.07	0.07%	7.58%
IN3120190217	7.17% State Government Securities	SOVEREIGN	1,00,000	97.81	0.03%	7.57%
IN1520200032	6.6% State Government Securities	SOVEREIGN	1,00,000	95.03	0.03%	7.56%
IN2220200352	6.52% State Government Securities	SOVEREIGN	69,600	65.21	0.02%	7.55%
IN3120180010	6.05% State Government Securities	SOVEREIGN	48,000	49.06	0.02%	7.55%
IN2220200264	6.63% State Government Securities	SOVEREIGN	200	0.19	0.00%	7.57%
Subtotal				2,92,321.39	96.54%	
(b) Privately placed / Unlisted						
Subtotal				NIL	NIL	NIL
(c) Securitized Debt						
Subtotal				NIL	NIL	NIL
Total				2,92,321.39	96.54%	
Money Market Instruments						
Triparty Repo/ Reverse Repo Instrument						
Triparty Repo				5,584.16	1.84%	
Total				5,584.16	1.84%	
OTHERS						
Cash Margin - CCL				32.34	0.01%	
Total				32.34	0.01%	
Net Current Assets				5,085.55	1.61%	
GRAND TOTAL				3,03,023.44	100.00%	

\$ Less Than 0.01% of NAV

SCHEME RISK-O-METER



BENCHMARK NAME - CRISIL DYNAMIC BOND FUND AIII INDEX
BENCHMARK RISK-O-METER



Monthly Portfolio Statement as on September 30,2022

ISIN	Name of the Instrument	Industry / Rating	Quantity	Market/Fair Value (Rs. in Lacs)	% to NAV	YIELD
Equity & Equity related						
(a) Listed / awaiting listing on Stock Exchanges						
INE473A01011	Linde India Limited	Chemicals & Petrochemicals	17,77,689	58,873.50	4.35%	
INE040A01034	HDFC Bank Limited	Banks	40,00,448	56,860.37	4.20%	
INE053A01029	The Indian Hotels Company Limited	Leisure Services	1,70,00,000	56,389.00	4.17%	
INE717A01029	Kennametal India Limited	Industrial Manufacturing	20,32,159	54,618.34	4.04%	
INE018A01030	Larsen & Toubro Limited	Construction	28,00,000	51,735.60	3.82%	
INE230A01023	EIH Limited	Leisure Services	2,37,53,076	44,489.51	3.29%	
INE090A01021	ICICI Bank Limited	Banks	51,00,000	43,962.00	3.25%	
INE238A01034	Axis Bank Limited	Banks	56,00,121	41,060.09	3.03%	
INE498B01024	Shoppers Stop Limited	Retailing	52,46,820	39,254.08	2.90%	
INE001A01036	Housing Development Finance Corporation Limited	Finance	17,00,000	38,891.75	2.87%	
INE255A01028	Zee Entertainment Enterprises Limited	Entertainment	1,25,00,000	32,268.75	2.36%	
INE018E01016	SBI Cards and Payment Services Limited	Finance	35,00,657	31,978.50	2.36%	
INE009A01021	Infosys Limited	IT - Software	22,00,504	31,103.02	2.30%	
INE062A01020	State Bank of India	Banks	58,00,000	30,774.80	2.27%	
INE880A01027	HCL Technologies Limited	IT - Software	30,00,000	27,870.50	2.07%	
INE360A01015	Sun Pharmaceutical India Limited	Industrial Products	17,01,107	26,608.72	1.97%	
INE154A01025	ITC Limited	Diversified FMCG	80,00,000	26,576.00	1.96%	
INE6470A01011	Aditya Birla Fashion and Retail Limited	Retailing	70,00,000	24,437.00	1.81%	
INE002A01018	Reliance Industries Limited	Petroleum Products	10,00,000	23,777.50	1.76%	
INE152M01016	Triveni Turbine Limited	Electrical Equipment	89,00,000	20,906.10	1.55%	
INE298J01018	Crompton Greaves Consumer Electricals Limited	Consumer Durables	48,16,966	20,252.74	1.50%	
INE044A01036	Sun Pharmaceutical Industries Limited	Pharmaceuticals & Biotechnology	20,00,000	18,973.00	1.40%	
INE849A01020	Trent Limited	Retailing	13,00,285	18,464.05	1.36%	
INE296A01024	Bajaj Finance Limited	Finance	2,50,000	18,339.38	1.36%	
INE101A01026	Mahindra & Mahindra Limited	Automobiles	14,00,000	17,754.80	1.31%	
INE180A01020	Max Financial Services Limited	Insurance	22,00,000	16,777.20	1.24%	
INE208A01029	Ashok Leyland Limited	Agricultural, Commercial & Construction Vehicles	1,05,00,388	16,028.86	1.18%	
INE182A01018	Pfizer Limited	Pharmaceuticals & Biotechnology	3,10,917	13,281.70	0.98%	
INE043W01024	Vijaya Diagnostic Centre Limited	Healthcare Services	28,70,043	13,222.29	0.98%	
INE536H01010	Mahindra CE Automotive Limited	Auto Components	47,33,366	13,056.99	0.97%	
INE410P01011	Narayana Hrudayalaya Limited	Healthcare Services	18,10,792	13,036.80	0.96%	
INE467B01029	Tata Consultancy Services Limited	IT - Software	4,00,000	12,018.20	0.89%	
INE320J01015	RITES Limited	Construction	35,00,446	11,557.79	0.85%	
INE572A01028	JB Chemicals & Pharmaceuticals Limited	Pharmaceuticals & Biotechnology	5,92,951	11,383.47	0.84%	
INE235A01022	Finolex Cables Limited	Industrial Products	24,00,958	11,272.50	0.83%	
INE806T01012	Sapphire Foods India Limited	Leisure Services	7,50,146	11,167.80	0.83%	
INE545J01014	Bandhan Bank Limited	Banks	40,18,770	10,714.04	0.79%	
INE741K01010	Credence Games Limited	Finance	10,00,000	9,941.00	0.73%	
INE075A01022	Wipro Limited	IT - Software	25,00,000	9,856.25	0.73%	
INE671A01010	Honeywell Automation India Limited	Industrial Manufacturing	24,420	9,769.01	0.72%	
INE003A01024	Siemens Limited	Electrical Equipment	3,50,454	9,710.38	0.72%	
INE117A01022	ABB India Limited	Electrical Equipment	3,00,000	9,265.20	0.68%	
INE114A01011	Steel Authority of India Limited	Ferrous Metals	1,20,25,029	9,229.21	0.68%	
INE296A01020	Cummins India Limited	Industrial Products	7,50,000	8,968.88	0.66%	
INE766P01016	Mahindra Logistics Limited	Transport Services	16,53,999	8,598.31	0.64%	
INE200A01026	GE T&D India Limited	Electrical Equipment	68,59,048	8,573.81	0.63%	
INE665L01035	Varroc Engineering Limited	Auto Components	25,38,654	8,359.79	0.62%	
INE228A01021	Volta Limited	Consumer Durables	8,99,716	8,155.48	0.60%	
INE073K01018	Sona BLW Precision Forgings Limited	Auto Components	18,50,000	7,651.38	0.57%	
INE358A01014	Abbott India Limited	Pharmaceuticals & Biotechnology	39,742	7,606.28	0.56%	
INE758T01015	Zomato Limited	Retailing	1,20,53,613	7,515.43	0.56%	
INE115A01026	LIC Housing Finance Limited	Finance	18,00,000	7,449.30	0.55%	
INE191H01014	PVR Limited	Entertainment	4,00,000	7,154.00	0.53%	
INE324A01037	Lupin Limited	Pharmaceuticals & Biotechnology	10,00,000	6,706.50	0.49%	
INE839M01018	Schneider Electric Infrastructure Limited	Electrical Equipment	35,04,431	6,487.43	0.48%	
INE192A01025	Tata Consumer Products Limited	Agricultural Food & other Products	8,00,000	6,422.80	0.47%	
INE548C01032	Emami Limited	Personal Products	12,50,945	6,308.52	0.47%	
INE389H01022	KEC International Limited	Electrical Equipment	14,00,832	6,300.24	0.47%	
INE361B01024	Div's Laboratories Limited	Pharmaceuticals & Biotechnology	1,66,984	6,187.09	0.46%	
INE427F01016	Chalco Hotels Limited	Leisure Services	17,40,475	6,149.97	0.45%	
INE520A01027	Zensar Technologies Limited	IT - Software	29,00,598	6,139.12	0.45%	
INE366I01010	VRL Logistics Limited	Transport Services	10,00,000	6,100.50	0.45%	
INE155A01022	Tata Motors Limited	Automobiles	15,00,000	6,069.00	0.45%	
INE780C01023	JM Financial Limited	Finance	80,22,252	6,036.74	0.45%	
INE955O01024	TeamLease Services Limited	Commercial Services & Supplies	2,00,489	6,021.39	0.45%	
INE754O01035	Sarvardhana Motherson International Limited	Auto Components	55,00,000	5,995.00	0.44%	
INE976G01028	RBL Bank Limited	Banks	50,00,000	5,687.50	0.42%	
INE063P01018	Equitas Small Finance Bank Limited	Banks	1,13,47,888	5,673.94	0.42%	
INE068V01023	Gland Pharma Limited	Pharmaceuticals & Biotechnology	2,68,218	5,613.40	0.41%	
INE774D01024	Mahindra & Mahindra Financial Services Limited	Finance	30,00,000	5,557.50	0.41%	
INE029A01039	Bank of Baroda	Banks	40,00,000	5,296.00	0.39%	
INE274F01020	Westlife Development Limited	Leisure Services	7,00,140	5,029.81	0.37%	
INE470A01017	3M India Limited	Diversified	20,000	4,921.26	0.36%	
INE752H01013	CARE Ratings Limited	Capital Markets	9,55,022	4,830.50	0.36%	
INE583J01010	Astec LifeSciences Limited	Fertilizers & Agrochemicals	2,57,718	4,773.84	0.35%	
INE745G01035	Multi Commodity Exchange of India Limited	Capital Markets	3,55,646	4,334.44	0.32%	
INE382Z01011	Garden Reach Shipbuilders & Engineers Limited	Aerospace & Defense	12,19,294	4,251.64	0.31%	
INE933K01021	Bajaj Consumer Care Limited	Personal Products	27,12,183	4,231.01	0.31%	
INE442H01029	Ashoka Buildcon Limited	Construction	52,44,766	4,101.41	0.30%	
INE669C01036	Tech Mahindra Limited	IT - Software	3,50,000	3,530.10	0.26%	
INE085A01013	Chambal Fertilizers & Chemicals Limited	Fertilizers & Agrochemicals	10,00,644	3,196.56	0.24%	
INE878A01011	GE Power India Limited	Electrical Equipment	21,00,000	3,053.40	0.23%	
INE685A01028	Torrent Pharmaceuticals Limited	Pharmaceuticals & Biotechnology	1,92,528	3,003.15	0.22%	
INE205A01025	Vedanta Limited	Diversified Metals	10,00,000	2,700.50	0.20%	
INE220B01022	Kalpataru Power Transmission Limited	Construction	6,36,537	2,682.37	0.20%	
INE069I01010	Indiabulls Real Estate Limited	Realty	32,70,763	2,543.02	0.19%	
INE0C1I01024	Rutagan Travel Technologies Limited	IT - Software	8,24,324	2,491.52	0.18%	
INE764D01017	V.S.T. Tilers Tractors Limited	Agricultural, Commercial & Construction Vehicles	74,318	1,659.70	0.12%	
INE183A01024	Finolex Industries Limited	Industrial Products	9,44,254	1,289.85	0.10%	
INE031B01049	Ajanta Pharma Limited	Pharmaceuticals & Biotechnology	1,00,000	1,272.45	0.09%	
Subtotal				13,20,352.12	97.56%	
(b) UNLISTED						
Subtotal				NIL	NIL	NIL
Total				13,20,352.12	97.56%	
Money Market Instruments						
Triparty Repo/ Reverse Repo Instrument						
Triparty Repo				39,245.16	2.90%	
Total				39,245.16	2.90%	
OTHERS						
Cash Margin - CCIL				215.76	0.02%	
Total				215.76	0.02%	
Net Current Assets				(6,902.90)	-0.48%	
GRAND TOTAL				13,52,910.14	100.00%	

SCHEME RISK-O-METER



BENCHMARK NAME - NIFTY 500 MULTICAP 50:25:25 TRI
BENCHMARK RISK-O-METER



Monthly Portfolio Statement as on September 30,2022

ISIN	Name of the Instrument	Industry / Rating	Quantity	Market/Fair Value (Rs. in Lacs)	% to NAV	YIELD
Debt Instruments						
(a) Listed / awaiting listing on Stock Exchange						
Government Securities						
IN0020160050	6.84% Government of India	SOVEREIGN	2,00,00,000	20,028.28	0.97%	6.07%
IN001222C057	6.80% GOI (MD/15/12/2060)-Strips (C) ₂ (MD/15/12/2022)	SOVEREIGN	1,85,00,000	18,271.04	0.89%	6.10%
IN1920180024	8.48% State Government Securities	SOVEREIGN	55,00,000	5,505.84	0.27%	5.94%
Non Convertible Debentures						
NE020808C03	7.09% REC Limited **	CRISIL AAA	2,700	27,012.66	1.31%	6.48%
INE134E08JF6	7.35% Power Finance Corporation Limited **	CRISIL AAA	1,220	12,210.15	0.59%	6.36%
INE476M07BLU2	8.48% L&T Finance Limited **	CRISIL AAA	500	5,011.33	0.24%	6.60%
INE69107EH5	8.55% L&T Finance Limited **	CRISIL AAA	250	2,505.93	0.12%	6.59%
Subtotal				90,545.23	4.39%	
(b) Privately placed / Unlisted						
Subtotal				NIL	NIL	NIL
(c) Securitised Debt **						
Subtotal				NIL	NIL	NIL
Total				90,545.23	4.39%	
Money Market Instruments						
Certificate of Deposit						
INE476A16UA0	Canara Bank **	CRISIL A1+	5,000	24,664.48	1.20%	6.29%
INE476A16UB8	Canara Bank **	CRISIL A1+	5,000	24,656.13	1.20%	6.28%
INE028A16CU5	Bank of Baroda **	FITCH A1+	4,000	19,823.20	0.96%	6.26%
INE236A167K5	Axis Bank Limited	CRISIL A1+	4,000	19,765.00	0.96%	6.30%
INE604A16C03	HDFC Bank Limited	CARE A1+	2,000	9,875.56	0.48%	6.30%
INE092T16SL6	IDFC First Bank Limited **	CRISIL A1+	390	1,949.34	0.09%	6.13%
INE095A16P02	IndusInd Bank Limited **	CRISIL A1+	320	1,594.86	0.08%	6.20%
Commercial Paper						
INE110L14QX7	Reliance Jio Infocomm Limited **	CRISIL A1+	20,000	99,486.50	4.83%	6.28%
INE094A14JG6	Hindustan Petroleum Corporation Limited **	CRISIL A1+	20,000	99,449.90	4.83%	6.31%
INE261F14JD7	National Bank For Agriculture and Rural Development **	ICRA A1+	11,500	56,575.10	2.76%	6.37%
INE121J14I92	Indus Towers Limited **	CRISIL A1+	11,000	54,609.56	2.65%	6.37%
INE028E14KM2	Kotak Securities Limited **	ICRA A1+	10,000	49,919.05	2.42%	6.58%
INE245A14GN6	Tata Power Company Limited **	CRISIL A1+	10,000	49,827.60	2.42%	6.31%
INE094A14JH4	Hindustan Petroleum Corporation Limited **	CRISIL A1+	10,000	48,771.40	2.42%	6.21%
INE481G14DM3	Ultrapar Tech Cement Limited **	CRISIL A1+	10,000	49,885.45	2.41%	6.29%
INE936D14Z20	Jamnagar Utilities & Power Private Limited **	CRISIL A1+	10,000	49,474.60	2.40%	6.46%
INE261F14JC9	National Bank For Agriculture and Rural Development **	ICRA A1+	10,000	49,362.50	2.40%	6.37%
INE929D14800	Reliance Retail Ventures Limited **	CRISIL A1+	10,000	49,354.60	2.40%	6.45%
INE403D14403	Bharti Telecom Limited **	CRISIL A1+	10,000	49,329.10	2.40%	6.80%
INE245A14QG0	Tata Power Company Limited **	CRISIL A1+	9,000	44,875.80	2.18%	6.29%
INE929D14693	Reliance Retail Ventures Limited **	CRISIL A1+	9,000	44,792.10	2.18%	6.28%
INE556F14IH3	Small Industries Dev Bank of India **	FITCH A1+	9,000	44,700.80	2.17%	6.26%
INE242A14XH0	Indian Oil Corporation Limited **	ICRA A1+	8,500	42,156.69	2.05%	6.32%
INE085A14IE1	Chambal Fertilizers & Chemicals Limited **	ICRA A1+	8,000	39,577.76	1.92%	6.49%
INE343G14370	Bharti Hexacom Limited **	CRISIL A1+	7,000	34,555.92	1.68%	6.51%
INE081A14DH4	Tata Steel Limited	FITCH A1+	20,969.70	1,000	1.88%	6.31%
INE700G14CQ9	HDFC Securities Limited **	CRISIL A1+	6,000	29,968.47	1.46%	6.40%
INE860H14Y41	Aditya Birla Finance Limited **	ICRA A1+	6,000	29,726.07	1.44%	6.60%
INE556F14IK7	Small Industries Dev Bank of India **	CARE A1+	6,000	29,693.46	1.44%	6.28%
INE941D14Z79	Sikka Ports and Terminals Limited **	CRISIL A1+	6,000	29,684.76	1.44%	6.46%
INE700G14DA1	HDFC Securities Limited **	CRISIL A1+	6,000	29,674.89	1.44%	6.67%
INE205A14WV8	Yedanta Limited **	CRISIL A1+	6,000	29,562.66	1.44%	7.11%
INE929D14719	Reliance Retail Ventures Limited **	CRISIL A1+	5,830	28,963.12	1.41%	6.37%
INE018A14IV6	Larsen & Toubro Limited **	CRISIL A1+	5,000	24,872.45	1.21%	6.24%
INE929D14735	Reliance Retail Ventures Limited **	CRISIL A1+	5,000	24,766.23	1.20%	6.38%
INE929D14768	Reliance Retail Ventures Limited **	CRISIL A1+	5,000	24,761.95	1.20%	6.38%
INE01C314Z96	Bajaj Financial Securities Limited **	CRISIL A1+	4,500	22,330.58	1.08%	6.75%
INE242A14XF4	Indian Oil Corporation Limited **	ICRA A1+	4,000	19,850.24	0.96%	6.31%
INE857G14964	Tata Cleantech Capital Limited **	CRISIL A1+	4,000	19,858.58	0.96%	6.66%
INE941D14Z61	Sikka Ports and Terminals Limited **	CRISIL A1+	4,000	19,717.26	0.96%	6.54%
INE090L14BC5	Birla Group Holdings Private Limited **	CRISIL A1+	3,500	17,371.10	0.84%	6.95%
INE211H14Z27	Shankar Limited **	ICRA A1+	3,500	17,255.16	0.84%	7.10%
INE556F14ID2	Small Industries Dev Bank of India **	CRISIL A1+	3,000	14,924.39	0.72%	6.16%
INE417C14371	Pilani Investment and Industries Corporation Limited **	CRISIL A1+	3,000	14,894.91	0.72%	6.96%
INE763G14NC4	ICICI Securities Limited **	CRISIL A1+	3,000	14,851.53	0.72%	6.63%
INE090L14BK8	Birla Group Holdings Private Limited **	CRISIL A1+	3,000	14,775.81	0.72%	7.01%
INE09CL14AS3	Birla Group Holdings Private Limited **	CRISIL A1+	2,500	12,370.55	0.60%	6.94%
INE556F14U9	Small Industries Dev Bank of India	CARE A1+	2,500	12,367.65	0.60%	6.30%
INE403G14PK5	Standard Chartered Capital Limited **	CRISIL A1+	2,000	9,968.82	0.48%	6.72%
INE055A14JD4	Century Textiles & Industries Limited **	CRISIL A1+	2,000	9,966.97	0.48%	6.72%
INE417C14363	Pilani Investment and Industries Corporation Limited **	CRISIL A1+	2,000	9,926.19	0.48%	6.96%
INE118D14847	Nuvoco Vistas Corporation Limited **	CRISIL A1+	2,000	9,905.65	0.48%	6.56%
INE090L149C6	Birla Group Holdings Private Limited **	CRISIL A1+	2,000	9,888.99	0.48%	6.95%
INE110D14773	Axis Securities Limited **	ICRA A1+	2,000	9,854.43	0.48%	6.83%
INE24H14JE6	Julius Baer Capital India Pvt Ltd **	CRISIL A1+	2,000	9,852.22	0.48%	6.93%
INE090L14BL6	Birla Group Holdings Private Limited **	CRISIL A1+	2,000	9,843.10	0.48%	7.01%
INE704I14FK3	Barclays Investments & Loans (India) Private Limited **	CRISIL A1+	1,500	7,445.18	0.36%	6.72%
INE23A14WDD	Godrej Industries Limited **	ICRA A1+	1,500	7,413.72	0.36%	6.54%
INE870H14QD9	Network18 Media & Investments Limited **	FITCH A1+	1,500	7,408.18	0.36%	6.48%
INE550X14946	Sharekhan BNP Paribas Financial Services Limited **	ICRA A1+	1,500	7,394.63	0.36%	7.12%
INE850D14MP0	Godrej Agrovet Limited **	ICRA A1+	1,000	4,976.44	0.24%	6.40%
INE055A14JE2	Century Textiles & Industries Limited **	CRISIL A1+	1,000	4,949.80	0.24%	6.86%
INE850D14MY2	Godrej Agrovet Limited **	ICRA A1+	1,000	4,941.57	0.24%	6.54%
INE868H14HR1	TV18 Broadcast Limited **	FITCH A1+	1,000	4,939.45	0.24%	6.48%
INE24H14IT6	Julius Baer Capital India Pvt Ltd **	CRISIL A1+	900	4,468.83	0.22%	6.88%
INE090L14BB7	Birla Group Holdings Private Limited **	CRISIL A1+	820	4,079.29	0.20%	6.86%
INE868H14H08	TV18 Broadcast Limited **	FITCH A1+	330	1,639.32	0.08%	6.43%
INE850D14MO3	Godrej Agrovet Limited **	ICRA A1+	320	1,592.74	0.08%	6.40%
INE23A14VS0	Godrej Industries Limited **	ICRA A1+	320	1,590.96	0.08%	6.49%
INE242A14XD9	Indian Oil Corporation Limited **	ICRA A1+	280	1,393.83	0.07%	6.21%
Treasury Bill						
IN002022X247	91 Days Tbill		20,00,00,000	1,97,564.20	9.59%	6.00%
IN002022Y120	182 Days Tbill		9,65,00,000	95,207.87	4.62%	6.04%
IN002022X262	91 Days Tbill		5,50,00,000	54,204.32	2.63%	6.02%
IN002022X205	91 Days Tbill		5,00,00,000	49,621.75	2.41%	5.92%
IN002022X254	91 Days Tbill		5,00,00,000	48,330.50	2.40%	6.04%
IN002022Y062	182 Days Tbill		2,80,00,000	27,819.71	1.35%	5.91%
IN002022X189	91 Days Tbill		2,50,00,000	24,867.08	1.21%	5.91%
IN002022X213	91 Days Tbill		2,50,00,000	24,783.53	1.20%	5.90%
IN002022Y112	182 Days Tbill		2,50,00,000	24,696.53	1.20%	6.00%
IN002022X239	91 Days Tbill		1,00,00,000	9,889.45	0.48%	6.00%
IN002022Y047	182 Days Tbill		20,00,000	1,991.70	0.10%	5.85%
IN002021Z392	364 Days Tbill		20,00,000	1,973.21	0.10%	6.04%
Total				22,77,626.68	110.61%	
OTHERS						
Cash Margin - CCIL				48.50	0.00%	
Total				48.50	0.00%	
Net Current Assets				(3,09,167.11)	-15.00%	
GRAND TOTAL				20,59,053.30	100.00%	

** Non Traded Securities/ Illiquid Securities

\$ Less Than 0.01% of NAV

Aggregate value of investments made by other schemes of Nippon India Mutual Fund are amounting to Rs 46460.55 Lacs.

SCHEME RISK-O-METER



BENCHMARK NAME - NIFTY LIQUID INDEX B-I
BENCHMARK RISK-O-METER



Monthly Portfolio Statement as on September 30,2022

ISIN	Name of the Instrument	Industry / Rating	Quantity	Market/Fair Value (Rs. in Lacs)	% to NAV	YIELD
Debt Instruments						
(a) Listed / awaiting listing on Stock Exchange						
Floating Rate Note						
INE002A08591	Reliance Industries Limited**	CRISIL AAA	3,500	35,268.24	3.89%	7.00%
INE002A08588	Reliance Industries Limited**	CRISIL AAA	2,750	28,076.84	3.09%	7.45%
INE860H07H33	Aditya Birla Finance Limited**	ICRA AAA	2,500	25,111.38	2.77%	7.45%
INE75607DB1	HDB Financial Services Limited**	CRISIL AAA	500	5,001.19	0.55%	7.01%
Government Securities						
IN0020090034	7.35% Government of India	SOVEREIGN	5,90,00,000	59,203.37	6.52%	7.12%
IN0020150093	7.59% Government of India	SOVEREIGN	4,00,00,000	40,408.84	4.45%	7.23%
IN0020150010	7.68% Government of India	SOVEREIGN	2,95,00,000	29,761.37	3.28%	6.89%
IN0020200112	5.22% Government of India	SOVEREIGN	2,80,00,000	26,676.13	2.94%	7.17%
IN1620150100	9.21% State Government Securities	SOVEREIGN	1,59,00,000	16,046.58	1.77%	7.55%
IN0020210012	5.63% Government of India	SOVEREIGN	1,25,00,000	11,885.49	1.31%	7.23%
IN0020130061	8.83% Government of India	SOVEREIGN	1,00,00,000	10,198.97	1.12%	6.98%
IN0020190396	6.18% Government of India	SOVEREIGN	1,00,00,000	9,824.45	1.08%	7.09%
IN2920140042	9.11% State Government Securities	SOVEREIGN	77,00,000	7,902.63	0.87%	7.38%
IN2920200093	6.47% State Government Securities	SOVEREIGN	79,30,000	7,703.34	0.85%	7.31%
IN3520200012	5.4% State Government Securities	SOVEREIGN	62,83,300	6,072.66	0.67%	7.35%
IN2220140049	8.83% State Government Securities	SOVEREIGN	50,00,000	5,116.16	0.56%	7.34%
IN2020130026	8.1% State Government Securities	SOVEREIGN	50,00,000	5,033.85	0.55%	6.91%
IN2120200265	5.52% State Government Securities	SOVEREIGN	50,00,000	4,883.13	0.54%	7.27%
IN2220140031	9.11% State Government Securities	SOVEREIGN	40,00,000	4,106.72	0.45%	7.36%
IN2920150447	9.21% State Government Securities	SOVEREIGN	37,50,000	3,736.18	0.42%	7.66%
IN3120150047	8.14% State Government Securities	SOVEREIGN	35,00,000	3,561.13	0.39%	7.40%
IN3120140105	8.99% State Government Securities	SOVEREIGN	30,00,000	3,086.38	0.34%	7.37%
IN1020200326	5.52% State Government Securities	SOVEREIGN	30,00,000	2,905.23	0.32%	7.31%
IN0020180488	7.32% Government of India	SOVEREIGN	26,61,500	2,668.65	0.29%	7.09%
IN2220140106	9.01% State Government Securities	SOVEREIGN	25,00,000	2,572.27	0.28%	7.35%
IN2220130149	9.5% State Government Securities	SOVEREIGN	25,00,000	2,567.29	0.28%	7.13%
IN1620140104	8.9% State Government Securities	SOVEREIGN	20,00,000	2,054.32	0.23%	7.40%
IN1520130130	9.37% State Government Securities	SOVEREIGN	20,00,000	2,049.15	0.23%	7.14%
IN2220140056	8.99% State Government Securities	SOVEREIGN	16,34,500	1,677.19	0.18%	7.35%
IN3120140063	8.96% State Government Securities	SOVEREIGN	15,00,000	1,538.74	0.17%	7.37%
IN2920160099	8.27% State Government Securities	SOVEREIGN	9,96,500	996.59	0.11%	7.00%
IN001223C030	GOVT. STOCK 17DEC2023C STRP	SOVEREIGN	6,02,300	554.98	0.06%	6.87%
IN1920150092	8.67% State Government Securities	SOVEREIGN	5,00,000	518.25	0.06%	7.43%
IN2020140074	9.07% State Government Securities	SOVEREIGN	5,00,000	514.60	0.06%	7.39%
IN2020140033	9.19% State Government Securities	SOVEREIGN	5,00,000	513.76	0.06%	7.38%
IN2920150454	8.80% GOI (MD15122060)-Strips (C)-(MD15/12/2023)	SOVEREIGN	5,00,000	508.45	0.06%	7.65%
IN3320150680	8.48% State Government Securities	SOVEREIGN	5,00,000	506.54	0.06%	7.54%
IN2820150182	8.45% State Government Securities	SOVEREIGN	5,00,000	504.03	0.06%	6.83%
IN3120160640	7.76% State Government Securities	SOVEREIGN	5,00,000	501.39	0.06%	7.54%
IN3120160269	7.75% State Government Securities	SOVEREIGN	5,00,000	501.33	0.06%	7.54%
IN3120161010	7.74% State Government Securities	SOVEREIGN	5,00,000	501.26	0.06%	7.54%
IN00029C0547	8.80% GOI (MD15122060)-Strips (C)-(MD15/12/2023)	SOVEREIGN	5,00,000	478.77	0.05%	6.83%
IN001223C055	6.80% GOI (MD15122060)-Strips (C)-(MD15/12/2023)	SOVEREIGN	5,01,800	462.56	0.05%	6.87%
IN3120140055	8.83% State Government Securities	SOVEREIGN	1,00,000	102.32	0.01%	7.34%
IN2020120084	8.65% State Government Securities	SOVEREIGN	1,00,000	100.50	0.01%	6.60%
IN2920150322	8.39% State Government Securities	SOVEREIGN	75,000	75.52	0.01%	6.85%
IN1920140044	9.04% State Government Securities	SOVEREIGN	63,400	63.40	0.01%	7.38%
IN0020130012	7.16% Government of India	SOVEREIGN	61,100	61.27	0.01%	6.88%
IN2720180081	8.42% State Government Securities	SOVEREIGN	400	0.40	\$0.00%	7.09%
Non Convertible Debentures						
INE556F08KC2	7.23% Small Industries Dev Bank of India **	ICRA AAA	5,500	54,535.97	6.01%	7.53%
INE201F08DR2	7.2% National Bank For Agriculture and Rural Development	ICRA AAA	3,250	32,285.18	3.55%	7.45%
INE978938Z7	8.7% Tata Capital Limited **	CRISIL AAA	3,000	29,704.92	3.27%	7.63%
INE018A08A9Y	7.25% Larsen & Toubro Limited	CRISIL AAA	2,500	24,998.33	2.75%	7.04%
INE69107EL7	8.5% L&T Finance Limited **	CRISIL AAA	2,300	23,090.69	2.54%	7.06%
INE219X07017	8.6% India Grid Trust InvIT Fund **	CRISIL AAA	2,200	22,243.87	2.45%	7.65%
INE261F08DQ4	7.25% National Bank For Agriculture and Rural Development **	CRISIL AAA	2,000	19,892.46	2.19%	7.45%
INE02608D9P5	8.79% REC Limited **	CRISIL AAA	2,000	19,575.87	2.16%	7.33%
INE53707B04	5.75% India Infradebt Limited **	CRISIL AAA	1,900	18,689.83	2.06%	7.58%
INE053F07CU1	5.04% Indian Railway Finance Corporation Limited	CRISIL AAA	1,600	15,838.42	1.75%	6.90%
INE69107EM5	8.5% L&T Finance Limited **	CRISIL AAA	1,500	15,086.37	1.66%	7.07%
INE219X07090	8.4% India Grid Trust InvIT Fund **	CRISIL AAA	1,500	15,080.76	1.66%	7.44%
INE445L08409	7.8% Nabha Power Limited **	ICRA AAA(CE)	1,500	15,022.97	1.66%	7.27%
INE033L07H42	6.6% Tata Capital Housing Finance Limited **	CRISIL AAA	1,450	14,137.05	1.57%	7.07%
INE071G07Z80	7.7% ICICI Home Finance Company Limited **	CRISIL AAA	2,720	13,613.67	1.50%	6.70%
INE128M08060	6.37% L&T Metro Rail (Hyderabad) Limited **	CRISIL AAA(CE)	1,250	12,116.99	1.34%	7.07%
INE75607DM8	6.05% HDB Financial Services Limited **	CRISIL AAA	1,100	10,767.57	1.19%	7.66%
INE062A08185	8.9% State Bank of India **	CRISIL AAA	1,050	10,662.39	1.18%	8.56%
INE39607ME0	8.1% HDB Financial Services Limited **	CRISIL AAA	930	9,241.98	1.03%	7.03%
INE033L07GM0	8.1% Tata Capital Housing Finance Limited **	CRISIL AAA	9,000,000	9,017.53	0.99%	7.01%
INE936D07067	8.95% Jammagar Utilities & Power Private Limited **	CRISIL AAA	815	8,216.02	0.91%	7.19%
INE101A08104	6.78% Mahindra & Mahindra Limited **	FITCH AAA	800	7,981.72	0.88%	7.00%
INE936D07158	7.67% Jammagar Utilities & Power Private Limited **	CRISIL AAA	680	6,816.75	0.75%	7.01%
INE02608B7	8.1% REC Limited **	CRISIL AAA	618	6,247.44	0.69%	7.37%
INE41D07190	7.2% Sika Ports and Terminals Limited **	CRISIL AAA	550	5,491.93	0.61%	7.27%
INE69107EK0	8.5% L&T Finance Limited	CRISIL AAA	500	5,017.25	0.55%	6.95%
INE261F08C08	5.44% National Bank For Agriculture and Rural Development **	ICRA AAA	500	4,882.40	0.54%	7.30%
INE261F08C06	5.09% National Bank For Agriculture and Rural Development **	ICRA AAA	450	4,469.77	0.49%	6.78%
INE37707Z35	5.6% Bajaj Housing Finance Limited **	CRISIL AAA	450	4,352.45	0.48%	7.68%
INE037E07E4	6.68% L&T Finance Limited**	CRISIL AAA	250	2,503.07	0.28%	7.07%
INE556F08KA6	7.25% Small Industries Dev Bank of India **	ICRA AAA	250	2,484.81	0.27%	7.48%
INE556F08JZ5	7.15% Small Industries Dev Bank of India **	ICRA AAA	250	2,478.72	0.27%	7.48%
INE445L08433	5.4% Nabha Power Limited **	ICRA AAA(CE)	250	2,468.45	0.27%	7.38%
INE556F08J50	5.24% Small Industries Dev Bank of India **	CARE AAA	250	2,429.06	0.27%	7.30%
INE128M08011	9.81% L&T Metro Rail (Hyderabad) Limited **	ICRA AAA(CE)	154	1,511.55	0.16%	8.02%
INE134E08KD9	8.1% Power Finance Corporation Limited **	CRISIL AAA	145	1,465.32	0.16%	7.37%
INE261F08D02	5.27% National Bank For Agriculture and Rural Development **	ICRA AAA	142	1,377.06	0.15%	7.34%
INE261F08C02	5.53% National Bank For Agriculture and Rural Development **	ICRA AAA	136	1,328.51	0.15%	7.30%
INE115A07QJ7	7.45% LIC Housing Finance Limited **	CRISIL AAA	100	1,000.39	0.11%	6.94%
INE02608DR1	5.74% REC Limited **	CRISIL AAA	100	974.16	0.11%	7.37%
INE134E08K37	8.75% Power Finance Corporation Limited	CRISIL AAA	50	498.71	0.06%	7.00%
INE266A07RT7	5.05% Bajaj Finance Limited **	CRISIL AAA	30	296.03	0.03%	7.19%
INE128M08037	9.85% L&T Metro Rail (Hyderabad) Limited **	ICRA AAA(CE)	9	94.98	0.01%	8.07%
INE660A07QF5	7.42% Sundaram Finance Limited **	CRISIL AAA	2	20.01	\$0.00%	7.07%
Zero Coupon Bonds						
INE891K07523	Arc Finance Limited **	FITCH AAA	1,350	16,428.23	1.81%	7.05%
Subtotal				6,60,821.36	93.77%	
(b) Privately placed / Unlisted						
Subtotal				NIL	NIL	NIL
(c) Securitised Debt						
INE08TV15139	First Business Receivables Trust **	CRISIL AAA(SO)	28	2,899.45	0.30%	7.47%
INE08TV15170	First Business Receivables Trust **	CRISIL AAA(SO)	30	2,869.42	0.29%	8.10%
INE08TV15147	First Business Receivables Trust **	CRISIL AAA(SO)	28	2,648.65	0.29%	7.64%
INE08TV15188	First Business Receivables Trust **	CRISIL AAA(SO)	30	2,616.53	0.29%	8.14%
INE08TV15154	First Business Receivables Trust **	CRISIL AAA(SO)	28	2,597.64	0.29%	7.79%
INE08TV15121	First Business Receivables Trust **	CRISIL AAA(SO)	26	2,553.06	0.28%	7.30%
INE08TV15162	First Business Receivables Trust **	CRISIL AAA(SO)	28	2,540.87	0.28%	8.07%
Subtotal				18,325.62	2.02%	
Total				6,69,146.97	95.79%	
Derivatives						
Interest Rate Swaps						
Interest Rate Swaps Pay Fix Receive Floating (28/02/2023) (FV 5000 Lacs)				30.03	\$0.00%	
Interest Rate Swaps Pay Fix Receive Floating (30/04/2023) (FV 10000 Lacs)				148.16	0.02%	
Interest Rate Swaps Pay Fix Receive Floating (22/05/2023) (FV 5000 Lacs)				85.41	0.01%	
Interest Rate Swaps Pay Fix Receive Floating (22/05/2023) (FV 2500 Lacs)				42.71	\$0.00%	
Interest Rate Swaps Pay Fix Receive Floating (26/05/2023) (FV 5000 Lacs)				87.71	0.01%	
Interest Rate Swaps Pay Fix Receive Floating (26/05/2023) (FV 2500 Lacs)				43.86	\$0.00%	
Interest Rate Swaps Pay Fix Receive Floating (27/01/2023) (FV 7500 Lacs)				130.16	0.01%	
Interest Rate Swaps Pay Fix Receive Floating (27/05/2023) (FV 5000 Lacs)				87.09	0.01%	
Interest Rate Swaps Pay Fix Receive Floating (29/05/2023) (FV 4500 Lacs)				77.22	0.01%	
Interest Rate Swaps Pay Fix Receive Floating (01/06/2023) (FV 8500 Lacs)				148.46	0.02%	
Interest Rate Swaps Pay Fix Receive Floating (01/12/2022) (FV 16000 Lacs)				62.98	0.01%	
Interest Rate Swaps Pay Fix Receive Floating (22/01/2023) (FV 25000 Lacs)				175.98	0.02%	
Interest Rate Swaps Pay Fix Receive Floating (28/01/2023) (FV 25000 Lacs)				185.93	0.02%	
Interest Rate Swaps Pay Fix Receive Floating (28/01/2023) (FV 25000 Lacs)				192.83	0.02%	
Interest Rate Swaps Pay Fix Receive Floating (28/01/2023) (FV 5000 Lacs)				38.61	\$0.00%	
Interest Rate Swaps Pay Fix Receive Floating (28/01/2023) (FV 5000 Lacs)				38.61	\$0.00%	
Interest Rate Swaps Pay Fix Receive Floating (28/01/2023) (FV 5000 Lacs)				38.61	\$0.00%	
Interest Rate Swaps Pay Fix Receive Floating (28/01/2023) (FV 5000 Lacs)				38.61	\$0.00%	
Interest Rate Swaps Pay Fix Receive Floating (18/10/2022) (FV 10000 Lacs)				10.62	\$0.00%	
Interest Rate Swaps Pay Fix Receive Floating (18/10/2022) (FV 15000 Lacs)				15.89	\$0.00%	
Interest Rate Swaps Pay Fix Receive Floating (04/01/2023) (FV 25000 Lacs)				133.70	0.01%	
Interest Rate Swaps Pay Fix Receive Floating (04/01/2023) (FV 25000 Lacs)				133.70	0.01%	
Interest Rate Swaps Pay Fix Receive Floating (04/01/2023) (FV 25000 Lacs)				133.55	0.01%	
Interest Rate Swaps Pay Fix Receive Floating (19/11/2022) (FV 25000 Lacs)				19.58	\$0.00%	
Interest Rate Swaps Pay Fix Receive Floating (19/11/2022) (FV 25000 Lacs)				19.58	\$0.00%	

	Interest Rate Swaps Pay Fix Receive Floating (23/11/2022) (FV 40000 Lacs)			30.32	\$0.00%	
	Interest Rate Swaps Pay Fix Receive Floating (23/11/2022) (FV 30000 Lacs)			22.32	\$0.00%	
	Interest Rate Swaps Pay Fix Receive Floating (05/12/2022) (FV 50000 Lacs)			33.35	\$0.00%	
	Total			2,245.19	0.20%	
	Money Market Instruments					
	Certificate of Deposit					
INE19616142	Deutsche Bank AG **	CRISIL A1+	2,000	9,850.04	1.09%	6.70%
INE040A16CX4	HDFC Bank Limited **	CARE A1+	500	2,429.65	0.27%	6.78%
	Triparty Repo/ Reverse Repo Instrument					
	Triparty Repo			2,970.36	0.33%	
	Total			15,230.05	1.69%	
	OTHERS					
	Cash Margin - CCL			24.10	\$0.00%	
	Total			24.10	0.00%	
	Net Current Assets			20,741.15	2.32%	
	GRAND TOTAL			9,07,497.46	100.00%	

** Non Traded Securities/Illiquid Securities
\$ Less Than 0.01% of NAV

Disclosure of Yield to Call

"With Reference to * AMFI Best Practices Guidelines Circular No. 91/ 2020 – 21 on 'Valuation of AT-1 Bonds and Tier 2 Bonds' disclosure of Yield to Call as follows"

isin_code	security_name	Yield to Call
INE062A08165	8.9% SBI BS III Tier2 NCD (M2/11/2028) CALL2/11/23	7.34%

SCHEME RISK-O-METER



BENCHMARK NAME - CRISIL SHORT TERM BOND FUND INDEX
BENCHMARK RISK-O-METER



Monthly Portfolio Statement as on September 30, 2022

ISIN	Name of the Instrument	Industry / Rating	Quantity	Market/Fair Value (Rs. in Lacs)	% to NAV	YIELD
Debt Instruments						
(a) Listed / awaiting listing on Stock Exchange						
Floating Rate Note						
INE01HV07288	Vivriti Capital Private Limited**	ICRA A	300	2,713.45	2.70%	11.09%
INE389207021	Profectus Capital Private Limited**	CRISIL A-	150	1,356.93	1.35%	10.95%
Government Securities						
N0020200112	5.22% Government of India	SOVEREIGN	50,00,000	4,763.80	4.73%	7.17%
N0020090034	7.35% Government of India	SOVEREIGN	45,00,000	4,515.51	4.49%	7.12%
Non Convertible Debentures						
INE019A07431	8.5% JSW Steel Limited **	CARE AA	550	5,502.62	5.47%	8.66%
INE371K08185	6.5% TATA Realty & Infrastructure Limited **	ICRA AA+	500	4,876.01	4.84%	8.02%
INE516V07444	6.75% Piramal Capital & Housing Finance Limited **	ICRA AA	5,94,997	4,637.47	4.61%	11.53%
INE544R07010	7.78% Greenlam Industries Limited **	ICRA AA	450	4,358.28	4.33%	9.59%
INE128M08011	9.81% L&T Metro Rail (Hyderabad) Limited **	ICRA AAA(CE)	400	4,185.80	4.16%	8.02%
INE091A08172	7.59% Nirma Limited **	CRISIL AA	400	3,974.41	3.95%	8.16%
INE047A08158	7.6% Grasim Industries Limited **	CRISIL AAA	350	3,506.43	3.48%	7.44%
INE507707062	6.59% Summit Digital Infrastructure Limited **	CRISIL AAA	350	3,349.57	3.33%	8.18%
INE540P07327	10.15% U.P. Power Corporation Limited **	CRISIL A+(CE)	300	3,050.49	3.03%	9.50%
INE22K070096	9.29% India Shelter Finance Corporation Limited **	ICRA A+	350	2,918.12	2.90%	11.23%
INE0M2307032	9.62% Andhra Pradesh State Beverages Corporation Limited **	FITCH AA(CE)	280	2,815.95	2.80%	9.67%
INE448U07182	10.5% Veritas Finance Private Limited **	CARE A	250	2,493.90	2.48%	11.87%
INE261F08CX2	5.53% National Bank For Agriculture and Rural Development **	ICRA AAA	250	2,442.11	2.43%	7.30%
INE233A08048	6.92% Godrej Industries Limited **	CRISIL AA	250	2,439.13	2.42%	7.86%
INE261F08DF7	5.27% National Bank For Agriculture and Rural Development	CRISIL AAA	250	2,413.73	2.40%	7.36%
INE087P07253	9.3% Avanse Financial Services Limited **	CARE A+	200	1,980.05	1.97%	10.06%
INE757O07015	8.9% Prestige Projects Private Limited **	ICRA A+(CE)	350	1,800.88	1.79%	10.25%
INE757O07023	9.5% Prestige Projects Private Limited **	ICRA A+(CE)	150	1,495.08	1.49%	10.25%
INE115A07PXS	6.9% LIC Housing Finance Limited **	CRISIL AAA	150	1,481.30	1.48%	7.47%
INE020808DR1	5.74% REC Limited **	CRISIL AAA	150	1,461.24	1.45%	7.57%
INE115A07PZD	7.38% LIC Housing Finance Limited **	CRISIL AAA	100	990.35	0.98%	7.76%
INE641N08078	9.21% Ashoka Concessions Limited **	CRISIL AA-(CE)	100	976.17	0.97%	11.42%
INE641N08086	9.24% Ashoka Concessions Limited **	CRISIL AA-(CE)	100	967.49	0.96%	11.39%
INE641N08052	9.01% Ashoka Concessions Limited **	CRISIL AA-(CE)	50	497.77	0.49%	10.77%
INE641N08060	9.11% Ashoka Concessions Limited **	CRISIL AA-(CE)	50	491.97	0.49%	11.25%
INE090808394	7.3% TMF Holdings Limited **	CRISIL AA	50	470.31	0.47%	8.87%
INE0M2307024	9.62% Andhra Pradesh State Beverages Corporation Limited **	FITCH AA(CE)	30	301.12	0.30%	9.63%
INE0M2307057	9.62% Andhra Pradesh State Beverages Corporation Limited **	FITCH AA(CE)	30	301.01	0.30%	9.87%
INE0M2307040	9.62% Andhra Pradesh State Beverages Corporation Limited	FITCH AA(CE)	30	300.93	0.30%	9.85%
INE124N07507	9.8% SK Finance Limited **	ICRA AA+(CE)	100	232.03	0.23%	9.39%
INE0M2307016	9.62% Andhra Pradesh State Beverages Corporation Limited **	FITCH AA(CE)	30	225.32	0.22%	9.58%
INES40P07079	8.97% U.P. Power Corporation Limited **	FITCH AA(CE)	5	50.43	0.05%	8.31%
Subtotal				80,346.96	79.84%	
(b) Privately placed / Unlisted						
Subtotal				NIL	NIL	NIL
(c) Securitised Debt						
Subtotal				NIL	NIL	NIL
INE0C0T15040	Innovation Trust XXX**	CRISIL AAA(SO)	187	2,435.84	2.42%	11.28%
INE0BTV15246	First Business Receivables Trust **	CRISIL AAA(SO)	15	1,524.65	1.51%	8.45%
Subtotal				3,960.49	3.93%	
Total				84,307.45	83.77%	
Money Market Instruments						
Triparty Repo/ Reverse Repo Instrument						
Triparty Repo						
INE723X14C13	Trust Investment Advisors Private Limited **	CARE A1+	200	984.68	0.98%	8.35%
Commercial Paper						
Treasury Bill						
N002022Y138	182 Days Tbill		25,00,000	2,463.83	2.45%	6.02%
N002022Y229	182 Days Tbill		25,00,000	2,434.56	2.42%	6.45%
Total				9,635.84	9.58%	
OTHERS						
Cash Margin - CCIL						
Total				4.73	\$0.00%	
Net Current Assets				6,719.07	6.55%	
GRAND TOTAL				1,00,667.09	100.00%	

** Non Traded Securities/illiquid Securities
\$ Less Than 0.01% of NAV

Security defaulted beyond its maturity date as on 30 September 2022 (forming part of net current assets) is as follows :

ISIN	Name of the Instrument	Value of security considered under Net Current Assets (Rs. In Lakhs)	% of Value of security considered under Net Current Assets to Net Assets	Total amount due including interest (Rs. In Lakhs)
INE076G07032	Avantha Realty Ltd ZCB (MD 29/03/2019) - Matured #	120.00	0.12%	2,123.62
INE121K07AC4	8.9% Reliance Home Finance Ltd Ser I (MD03/01/2020) - Matured #	5,214.58	5.18%	21,780.00

Nippon India Mutual Fund has segregated debt securities of Yes Bank Limited from portfolio of the scheme due to rating downgrade by ICRA to "D" on March 6, 2020.

NIPPON INDIA CREDIT RISK FUND-SEGREGATED PORTFOLIO 2

ISIN	Name of the Instrument	Industry / Rating	Quantity	Market/Fair Value (Rs. in Lacs)	% to NAV
Debt Instruments					
(a) Listed / awaiting listing on Stock Exchange					
Non Convertible Debentures					
INE528G08352	9.5% Yes Bank Limited **#	ICRA D	898	0.00	\$0.00%
INE528G08394	9% Yes Bank Limited **#	ICRA D	6,500	0.00	\$0.00%
Subtotal				0.00	0.00%
(b) Privately placed / Unlisted					
Subtotal				NIL	NIL
(c) Securitised Debt					
Subtotal				NIL	NIL
Total				0.00	0.00%
Net Current Assets				0.00	100.00%
GRAND TOTAL				0.00	100.00%

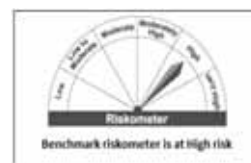
** Non Traded Securities/illiquid Securities
\$ Less Than 0.01% of NAV

Securities classified as below investment grade or default

SCHEME RISK-O-METER



BENCHMARK NAME - NIFTY CREDIT RISK BOND INDEX C-III
BENCHMARK RISK-O-METER



Monthly Portfolio Statement as on September 30,2022

ISIN	Name of the Instrument	Industry / Rating	Quantity	Market/Fair Value (Rs. in Lacs)	% to NAV	YIELD
Equity & Equity related						
(a) Listed / awaiting listing on Stock Exchanges						
INE090A01021	ICICI Bank Limited	Banks	35,74,797	30,814.75	6.64%	
INE009A01021	Infosys Limited	IT - Software	17,70,779	25,029.08	5.40%	
INE040A01034	HDFC Bank Limited	Banks	15,32,000	21,775.08	4.69%	
INE397D01024	Bharti Airtel Limited	Telecom - Services	25,17,248	20,135.47	4.34%	
INE216A01030	Larsen & Toubro Limited	Construction	10,56,046	19,512.56	4.21%	
INE238A01034	Axis Bank Limited	Banks	21,65,723	15,879.08	3.42%	
INE002A01018	Reliance Industries Limited	Petroleum Products	6,60,198	15,697.86	3.38%	
INE001A01036	Housing Development Finance Corporation Limited	Finance	5,70,000	13,040.18	2.81%	
INE082A01020	State Bank of India	Banks	22,72,779	12,059.37	2.60%	
INE263A01024	Bharat Electronics Limited	Aerospace & Defense	1,13,88,974	11,487.17	2.48%	
INE720I01013	Angel One Limited	Capital Markets	7,18,223	9,782.20	2.11%	
INE154A01025	ITC Limited	Diversified FMCG	27,41,176	9,106.19	1.96%	
INE044A01036	Sun Pharmaceutical Industries Limited	Pharmaceuticals & Biotechnology	9,02,087	8,557.65	1.84%	
INE101A01026	Mahindra & Mahindra Limited	Automobiles	6,50,000	8,243.30	1.78%	
INE123W01016	SBI Life Insurance Company Limited	Insurance	6,30,000	7,877.84	1.70%	
INE361B01024	Dixie Laboratories Limited	Pharmaceuticals & Biotechnology	1,90,000	7,039.98	1.52%	
INE733E01010	NTPC Limited	Power	41,84,650	6,680.79	1.44%	
INE061F01013	Fortis Healthcare Limited	Healthcare Services	24,78,114	6,547.18	1.41%	
INE156A01022	Tata Motors Limited	Automobiles	15,40,000	6,230.84	1.34%	
INE647A01010	SRF Limited	Chemicals & Petrochemicals	2,38,415	5,968.80	1.29%	
INE071A01010	Honeywell Automation India Limited	Industrial Manufacturing	13,873	5,549.78	1.20%	
INE685A01028	Torrent Pharmaceuticals Limited	Pharmaceuticals & Biotechnology	3,53,628	5,516.04	1.19%	
INE296U01018	Crompton Greaves Consumer Electricals Limited	Consumer Durables	13,00,000	5,354.70	1.15%	
INE647O01011	Aditya Birla Fashion and Retail Limited	Retailing	15,13,726	5,284.42	1.14%	
INE028A01039	Bank of Baroda	Banks	38,64,132	5,116.11	1.10%	
INE208A01029	Ashok Leyland Limited	Agricultural, Commercial & Construction Vehicles	33,00,000	5,037.45	1.09%	
INE140A01033	Cholamandiam Financial Holdings Limited	Finance	7,61,915	4,975.22	1.07%	
INE949L01017	AJ Small Finance Bank Limited	Banks	7,78,268	4,806.65	1.04%	
INE059A01026	Cipla Limited	Pharmaceuticals & Biotechnology	429,000	4,783.14	1.03%	
INE180A01020	Max Financial Services Limited	Insurance	6,13,142	4,675.82	1.01%	
INE230A01023	EIH Limited	Leisure Services	23,61,895	4,423.83	0.95%	
INE585B01010	Maruti Suzuki India Limited	Automobiles	47,000	4,149.23	0.89%	
INE329A01020	Dixon Technologies (India) Limited	Consumer Durables	92,026	4,062.35	0.88%	
INE081A01020	Tata Steel Limited	Ferrous Metals	39,93,850	3,965.89	0.86%	
INE093I01010	Oberoi Realty Limited	Realty	4,31,409	3,959.47	0.85%	
INE696C01036	Tech Mahindra Limited	IT - Software	3,90,000	3,933.54	0.84%	
INE038A01020	Hindalco Industries Limited	Non - Ferrous Metals	10,00,000	3,905.50	0.85%	
INE218E01016	SBI Cards and Payment Services Limited	Finance	4,20,619	3,842.35	0.83%	
INE522F01014	Coal India Limited	Consumable Fuels	18,00,000	3,820.50	0.82%	
INE749A01030	Jindal Steel & Power Limited	Ferrous Metals	8,90,400	3,816.25	0.82%	
INE320J01015	RITES Limited	Construction	11,03,888	3,603.64	0.77%	
INE003A01024	Siemens Limited	Electrical Equipment	1,28,952	3,573.00	0.78%	
INE654D01024	United Spirits Limited	Beverages	41,10,000	3,453.43	0.74%	
INE540L01014	Alkem Laboratories Limited	Pharmaceuticals & Biotechnology	1,05,351	3,452.56	0.74%	
INE211B01039	The Phoenix Mills Limited	Realty	2,45,542	3,435.38	0.74%	
INE306R01017	Intellect Design Arena Limited	IT - Software	6,61,744	3,423.86	0.74%	
INE752E01010	Power Grid Corporation of India Limited	Power	16,00,000	3,395.20	0.73%	
INE671H01015	Sobha Limited	Realty	5,18,017	3,345.09	0.72%	
INE608T01012	Sapphire Foods India Limited	Leisure Services	2,23,286	3,324.32	0.72%	
INE917I01010	Bajaj Auto Limited	Automobiles	93,000	3,280.81	0.71%	
INE811K01011	Prestige Estates Projects Limited	Realty	7,00,000	3,148.60	0.68%	
INE063P01018	Equitas Small Finance Bank Limited	Banks	62,09,767	3,104.88	0.67%	
INE045A01017	Ador Welding Limited	Industrial Products	3,38,377	3,093.78	0.67%	
INE591G01017	Coloforge Limited	IT - Software	90,000	3,025.76	0.65%	
INE985S01024	Team Lease Services Limited	Commercial Services & Supplies	99,787	2,996.05	0.65%	
INE094A01015	Hindustan Petroleum Corporation Limited	Petroleum Products	13,58,330	2,938.07	0.63%	
INE053F01010	Indian Railway Finance Corporation Limited	Finance	1,34,60,750	2,860.41	0.62%	
INE742F01042	Adani Ports and Special Economic Zone Limited	Transport Infrastructure	3,40,000	2,790.21	0.60%	
INE182A01018	Pfizer Limited	Pharmaceuticals & Biotechnology	60,000	2,559.21	0.55%	
INE918I01028	Bajaj Finserv Limited	Finance	1,50,000	2,517.53	0.54%	
INE115A01026	LIC Housing Finance Limited	Finance	5,99,477	2,480.94	0.53%	
INE030A01027	Hindustan Unilever Limited	Diversified FMCG	84,000	2,265.02	0.49%	
INE780C01023	JM Financial Limited	Finance	27,60,135	2,077.00	0.45%	
INE961O01016	Rainbow Childrens Medicare Limited	Healthcare Services	3,03,322	1,913.51	0.41%	
INE768T01015	Zomato Limited	Retailing	29,76,500	1,855.85	0.40%	
INE545U01014	Bandhan Bank Limited	Banks	8,76,983	1,804.78	0.39%	
INE775A01035	Samvardhana Motherhood International Limited	Auto Components	14,45,204	1,575.27	0.34%	
INE195J01029	PNC Infratech Limited	Construction	5,87,634	1,558.11	0.34%	
INE488A01050	Chemplast Sanmar Limited	Chemicals & Petrochemicals	3,69,657	1,549.60	0.33%	
INE118D01016	Nuvoco Vistas Corporation Limited	Cement & Cement Products	3,43,198	1,410.89	0.30%	
INE520A01027	Zensar Technologies Limited	IT - Software	6,49,763	1,375.27	0.30%	
INE795G01014	HDFC Life Insurance Company Limited	Insurance	2,57,400	1,365.38	0.29%	
INE467B01029	Tata Consultancy Services Limited	IT - Software	36,251	1,089.18	0.23%	
INE848E01016	NHPC Limited	Power	27,38,253	977.56	0.21%	
INE158A01026	Hero MotoCorp Limited	Automobiles	35,253	898.67	0.19%	
INE340D01012	Birla Corporation Limited	Cement & Cement Products	84,976	811.73	0.18%	
INE307D01014	Bharti Airtel Limited - Partly Paid up	Telecom - Services	1,94,089	780.33	0.17%	
INE001A10349	Housing Development Finance Corporation Limited (Warrant)	Finance	1,80,000	714.42	0.15%	
INE00M201021	Sterling And Wilson Renewable Energy Limited	Construction	2,24,923	696.59	0.15%	
INE71K01010	CreditAccess Grameen Limited	Finance	38,857	386.28	0.08%	
Subtotal				4,43,366.38	95.55%	
(b) UNLISTED						
INE549I01011	Innovative Industries Limited**	Industrial Products	30,00,000	0.00	\$0.00%	
Subtotal				0.00	0.00%	
Total				4,43,366.38	95.55%	
Money Market Instruments						
Triparty Repo/ Reverse Repo Instrument						
Triparty Repo						
Total				14,789.99	3.19%	
Exchange Traded Funds						
INF204KB18D	Nippon India ETF Nifty 50 Value 20		12,60,000	1,206.83	0.26%	
Total				1,206.83	0.26%	
OTHERS						
Cash Margin - Derivatives						
Total				2,500.00	0.54%	
Cash Margin - CCIL						
Total				87.78	0.02%	
Net Current Assets				1,889.25	0.44%	
GRAND TOTAL				4,63,840.23	100.00%	

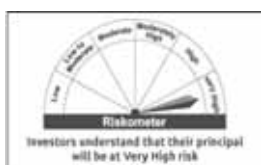
\$ Less Than 0.01% of NAV

** Non Traded Securities/Illiquid Securities

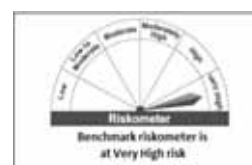
Details of Stock Future / Index Future

Long/Short	Name of the Instrument	Industry	Quantity	Market/Fair Value (Rs. in Lacs.)	% to NAV
Long	Dixon Technologies (India) Limited, 27/10/2022	Consumer Durables	120000	5,095.22	1.10%

SCHEME RISK-O-METER



BENCHMARK RISK-O-METER



Monthly Portfolio Statement as on September 30, 2022

ISIN	Name of the Instrument	Industry / Rating	Quantity	Market/Fair Value (Rs. In Lacs)	% to NAV	YIELD
Equity & Equity related						
(a) Listed / awaiting listing on Stock Exchanges						
INE009A01021	Infosys Limited	IT - Software	12,00,000	16,961.40	5.82%	
INE040A01034	HDFC Bank Limited	Banks	10,41,000	14,796.25	5.08%	
INE009A01021	ICICI Bank Limited	Banks	16,90,000	14,567.80	5.00%	
INE002A01018	Reliance Industries Limited	Petroleum Products	5,48,000	13,030.07	4.47%	
INE001A01036	Housing Development Finance Corporation Limited	Finance	5,12,236	11,716.69	4.02%	
INE018A01030	Larsen & Toubro Limited	Construction	5,75,000	10,624.28	3.65%	
INE154A01025	ITC Limited	Diversified FMCG	29,00,000	9,633.80	3.31%	
INE238A01034	Axis Bank Limited	Banks	12,84,000	9,414.29	3.23%	
INE044A01036	Sun Pharmaceutical Industries Limited	Pharmaceuticals & Biotechnology	9,90,000	9,391.64	3.22%	
INE307D01024	Bharti Airtel Limited	Telecom - Services	10,85,000	8,678.92	2.98%	
INE022A01000	State Bank of India	Banks	13,00,000	6,897.80	2.37%	
INE030A01027	Hindustan Unilever Limited	Diversified FMCG	2,51,546	6,782.81	2.33%	
INE733E01010	NTPC Limited	Power	29,50,620	4,710.66	1.62%	
INE742F01042	Adani Ports and Special Economic Zone Limited	Transport Infrastructure	5,64,000	4,628.47	1.59%	
INE101A01026	Mahindra & Mahindra Limited	Automobiles	2,80,000	3,550.96	1.22%	
INE595B01010	Maruti Suzuki India Limited	Automobiles	40,000	3,531.28	1.21%	
INE123W01016	SBI Life Insurance Company Limited	Insurance	2,40,000	3,001.08	1.03%	
INE296A01024	Bajaj Finance Limited	Finance	40,600	2,978.31	1.02%	
INE749A01030	Jindal Steel & Power Limited	Ferrous Metals	6,82,000	2,923.05	1.00%	
INE494B01023	TVS Motor Company Limited	Automobiles	2,50,000	2,580.63	0.89%	
INE081A01020	Tata Steel Limited	Ferrous Metals	25,72,980	2,554.97	0.88%	
INE80A01027	HCL Technologies Limited	IT - Software	2,85,000	2,470.73	0.85%	
INE070C01011	Latent View Analytics Limited	IT - Software	6,22,543	2,224.35	0.76%	
INE961O01016	Rainbow Childrens Medicare Limited	Healthcare Services	3,10,507	1,958.83	0.67%	
INE155A01020	Tata Motors Limited (DVR Shares)	Automobiles	10,00,000	1,956.50	0.67%	
INE732D01013	Angel One Limited	Capital Markets	1,41,882	1,932.43	0.68%	
INE018E01016	SBI Cards and Payment Services Limited	Finance	1,99,200	1,819.69	0.62%	
INE237A01028	Kotak Mahindra Bank Limited	Banks	1,00,000	1,819.20	0.62%	
INE854D01024	United Spirits Limited	Beverages	2,15,000	1,810.95	0.62%	
INE806T01012	Sapphire Foods India Limited	Leisure Services	1,21,559	1,809.71	0.62%	
INE047A01021	Grasim Industries Limited	Cement & Cement Products	1,04,019	1,742.16	0.60%	
INE591G01017	Colgate Limited	IT - Software	50,000	1,680.98	0.58%	
INE935N01020	Dixon Technologies (India) Limited	Consumer Durables	38,000	1,661.21	0.57%	
INE326A01037	Lupin Limited	Pharmaceuticals & Biotechnology	2,35,000	1,597.65	0.55%	
INE068V01023	Gland Pharma Limited	Pharmaceuticals & Biotechnology	76,000	1,590.57	0.55%	
INE299U01018	Crompton Greaves Consumer Electricals Limited	Consumer Durables	3,60,000	1,482.84	0.51%	
INE28A01029	Ashok Leyland Limited	Agricultural, Commercial & Construction Vehicles	9,50,000	1,450.18	0.50%	
INE80F01012	Hindustan Aeronautics Limited	Aerospace & Defense	1,95,000	1,405.91	0.49%	
INE115A01026	LIC Housing Finance Limited	Finance	3,28,506	1,359.52	0.47%	
INE674K01013	Aditya Birla Capital Limited	Insurance	11,82,025	1,299.14	0.45%	
INE271C01023	DLF Limited	Realty	3,60,000	1,284.12	0.44%	
INE795G01014	HDFC Life Insurance Company Limited	Insurance	2,20,000	1,166.99	0.40%	
INE696C01036	Tech Mahindra Limited	IT - Software	1,10,000	1,108.46	0.38%	
INE497B01029	Tata Consultancy Services Limited	IT - Software	98,072	1,083.89	0.37%	
INE061F01013	Fortis Healthcare Limited	Healthcare Services	4,09,142	1,080.95	0.37%	
INE029A01011	Bharat Petroleum Corporation Limited	Petroleum Products	3,00,000	914.40	0.31%	
INE878B01027	KEI Industries Limited	Industrial Products	50,000	722.65	0.25%	
INE758T01015	Zomato Limited	Retailing	11,00,000	688.85	0.24%	
INE030J01046	Astral Limited	Industrial Products	669,741	663.74	0.23%	
INE149A01033	Cholamandalam Financial Holdings Limited	Finance	1,00,000	653.60	0.22%	
INE545U01014	Bandhan Bank Limited	Banks	2,35,455	627.72	0.22%	
INE195A01028	Supreme Industries Limited	Industrial Products	28,982	618.30	0.21%	
INE155A01022	Tata Motors Limited	Automobiles	1,50,000	606.90	0.21%	
INE959A01026	Cipla Limited	Pharmaceuticals & Biotechnology	53,225	593.43	0.20%	
INE007T01025	Dalmia Bharat Limited	Cement & Cement Products	58,538	585.88	0.20%	
INE937D01014	Bharti Airtel Limited - Partly Paid Up	Telecom - Services	1,44,642	581.53	0.20%	
INE918O01026	Bajaj Finserv Limited	Finance	33,000	553.86	0.19%	
INE063P01018	Equitas Small Finance Bank Limited	Banks	10,00,000	500.00	0.17%	
INE985S01024	TeamLease Services Limited	Commercial Services & Supplies	15,000	450.50	0.15%	
INE520A01027	Zensar Technologies Limited	IT - Software	1,00,000	255.89	0.09%	
INE764L01010	Sadbhav Infrastructure Project Limited	Construction	38,33,859	249.20	0.09%	
INE417T01026	PB Fintech Limited	Financial Technology (Fintech)	34,689	163.92	0.06%	
INE182A01018	Pfizer Limited	Pharmaceuticals & Biotechnology	1,758	74.98	0.03%	
Subtotal				2,11,260.44	72.52%	
(b) UNLISTED						
Subtotal				Nil	Nil	Nil
Total				2,11,260.44	72.52%	Nil
Debt Instruments						
(a) Listed / awaiting listing on Stock Exchange						
Government Securities						
IN0020220037	7.38% Government of India	SOVEREIGN	50,00,000	5,012.30	1.72%	7.31%
IN0020210186	5.74% Government of India	SOVEREIGN	26,82,600	2,519.06	0.86%	7.27%
IN0020210160	4.93% Government of India	SOVEREIGN	25,10,000	2,479.70	0.85%	6.99%
IN0020210137	5.38% Government of India	SOVEREIGN	25,00,000	2,454.72	0.84%	7.13%
IN1620210147	6.96% State Government Securities	SOVEREIGN	20,00,000	1,938.23	0.68%	7.58%
IN0020160118	6.79% Government of India	SOVEREIGN	10,00,000	987.77	0.33%	7.37%
IN0020120039	6.33% Government of India	SOVEREIGN	5,00,000	518.34	0.18%	7.32%
IN1520190043	7.89% State Government Securities	SOVEREIGN	5,00,000	505.89	0.17%	7.38%
IN2220220056	7.62% State Government Securities	SOVEREIGN	5,00,000	500.80	0.17%	7.59%
IN0020210152	6.67% Government of India	SOVEREIGN	4,98,600	465.68	0.16%	7.46%
IN0020070069	9.28% Government of India	SOVEREIGN	1,00,000	103.86	0.04%	7.34%
IN0020150028	7.88% Government of India	SOVEREIGN	71,500	73.50	0.03%	7.39%
IN0020150051	7.73% Government of India	SOVEREIGN	32,300	32.97	0.01%	7.47%
IN0020170042	6.68% Government of India	SOVEREIGN	19,510	18.66	0.01%	7.35%
IN0020200096	6.19% Government of India	SOVEREIGN	13,200	11.91	0.00%	7.44%
IN0020190065	7.57% Government of India	SOVEREIGN	10,200	10.35	0.00%	7.37%
IN0020160454	7.26% Government of India	SOVEREIGN	8,600	8.59	0.00%	7.28%
IN0020210095	6.1% Government of India	SOVEREIGN	8,000	7.35	0.00%	7.38%
Non Convertible Debentures						
INE322J8024	5.85% Bharat Oman Refineries Limited **	CRISIL AAA	500	4,936.71	1.69%	7.47%
INE261F08C2	5.53% National Bank For Agriculture and Rural Development **	ICRA AAA	500	4,884.22	1.68%	7.30%
INE790Z07038	9.04% IndInfra Trust **	CRISIL AAA	500	4,865.21	1.67%	7.92%
INE019A07431	6.5% JSW Steel Limited **	CARE AA	400	4,001.90	1.37%	8.66%
INE516Y07444	6.75% Piramal Capital & Housing Finance Limited **	ICRA AA	4,50,000	3,507.35	1.20%	11.53%
INE813H07259	8.65% Torrent Power Limited **	CRISIL AA+	300	2,991.48	1.03%	8.68%
INE507T07070	7.4% Summit Digital Infrastructure Limited **	CRISIL AAA	300	2,896.90	0.99%	8.39%
INE163N08156	7.98% ONGC Petro Additions Limited **	ICRA AA	250	2,509.41	0.86%	7.62%
INE15A07P77	7.61% LIC Housing Finance Limited **	CRISIL AAA	250	2,490.10	0.85%	7.76%
INE15A07P95	6.9% LIC Housing Finance Limited **	CRISIL AAA	250	2,485.49	0.85%	7.47%
INE261F08DR2	7.2% National Bank For Agriculture and Rural Development	ICRA AAA	250	2,483.48	0.85%	7.45%
INE171A08032	8.2% The Federal Bank Limited **	CARE AA	25	2,442.08	0.84%	8.56%
INE507T07096	8.05% Summit Digital Infrastructure Limited **	CRISIL AAA	200	1,993.90	0.68%	8.38%
INE124D08019	9.1% Reliance General Insurance Company Ltd **	CARE A	250	1,858.62	0.64%	19.00%
INE377H07369	7.89% Bajaj Housing Finance Limited **	CRISIL AAA	150	1,463.73	0.51%	8.05%
INE34308026	5.9% Bharat Hexacom Limited **	CRISIL AA+	100	975.13	0.33%	7.59%
INE287A08012	5.35% Hindustan Zinc Limited **	CRISIL AAA	150	884.74	0.30%	7.17%
INE217K08271	9.25% Reliance Home Finance Limited **	CARE D	16,78,000	0.00	0.00%	
Subtotal				65,317.13	22.37%	
(b) Privately placed / Unlisted Non Convertible Debentures						
INE895D07396	9.74% Tata Sons Private Ltd **	CRISIL AAA	2	20.33	0.01%	8.31%
Subtotal				20.33	0.01%	
(c) Securitised Debt						
INE0C0T15040	Innovation Trust XXX **	CRISIL AAA(SO)	92	1,198.38	0.41%	11.26%
Subtotal				1,198.38	0.41%	
Total				66,535.84	22.79%	
Money Market Instruments						
Triparty Repo/ Reverse Repo Instrument						
Triparty Repo				13,143.58	4.51%	
Total				13,143.58	4.51%	
OTHERS						
Cash Margin - CCL				10.92	0.00%	
Total				10.92	0.00%	
Net Current Assets				520.82	0.18%	
GRAND TOTAL				2,91,471.60	100.00%	

** Non Traded Securities/ Illiquid Securities
Securities classified as below investment grade or default
\$ Less Than 0.01% of NAV

Disclosure of Yield to Call

*With Reference to "AMFI Best Practices Guidelines Circular No. 91/ 2020 – 21 on Valuation of AT-1 Bonds and Tier 2 Bonds" disclosure of Yield to Call as follows"

isin_code	security_name	Yield to Call
INE171A08032	8.2% Federal Bank Ltd BSIII Tier2 (20/01/32)CALL	8.85%

Security defaulted beyond its maturity date as on 30 September 2022 (forming part of net current assets) is as follows :

ISIN	Name of the Instrument	Value of security considered under Net Current Assets (Rs. In Lakhs)	% of Value of security considered under Net Current Assets to Net Assets	Total amount due including interest (Rs. In Lakhs)
INE076G07032	Avantha Realty Ltd ZCB (MD 29/03/2019) - Matured #	80.00	0.03%	1,415.75

Due to credit event (Default of debt servicing by Reliance Capital Limited (RCL) on Sep 20, 2019, securities of RCL have been segregated from the scheme's portfolio w.e.f. Sep 25, 2019

ISIN	Name of the Instrument	Industry / Rating	Quantity	Market/Fair Value (Rs. in Lacs)	% to NAV
	Debt Instruments				
	(a) Listed / awaiting listing on Stock Exchange				
	Non Convertible Debentures				
INE013A074H7	8.85% Reliance Capital Limited **#	CARE D	346	865.00	92.69%
	Subtotal			865.00	92.69%
	(b) Privately placed / Unlisted			NIL	NIL
	Subtotal			NIL	NIL
	(c) Securitised Debt				
	Subtotal			NIL	NIL
	Total			865.00	92.69%
	Net Current Assets			68.18	7.31%
	GRAND TOTAL			933.18	100.00%

** Non Traded Securities/Illiquid Securities

Securities classified as below investment grade or default

Nippon India Mutual Fund has segregated debt securities of Yes Bank Limited from portfolio of the scheme due to rating downgrade by ICRA to "D" on March 6, 2020.

NIPPON INDIA EQUITY HYBRID FUND-SEGREGATED PORTFOLIO 2

ISIN	Name of the Instrument	Industry / Rating	Quantity	Market/Fair Value (Rs. in Lacs)	% to NAV
	Debt Instruments				
	(a) Listed / awaiting listing on Stock Exchange				
	Non Convertible Debentures				
INE528G08352	9.5% Yes Bank Limited **#	ICRA D	630	0.00	\$0.00%
INE528G08394	9% Yes Bank Limited **#	ICRA D	8,153	0.00	\$0.00%
	Subtotal			0.00	0.00%
	(b) Privately placed / Unlisted			NIL	NIL
	Subtotal			NIL	NIL
	(c) Securitised Debt				
	Subtotal			NIL	NIL
	Total			0.00	0.00%
	Net Current Assets			0.00	100.00%
	GRAND TOTAL			0.00	100.00%

** Non Traded Securities/Illiquid Securities

Securities classified as below investment grade or default

\$ Less Than 0.01% of NAV

SCHEME RISK-O-METER



BENCHMARK NAME - CRISIL HYBRID 35+65 - AGGRESSIVE INDEX
BENCHMARK RISK-O-METER



Monthly Portfolio Statement as on September 30, 2022

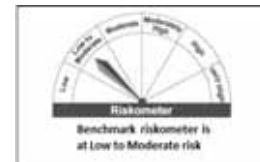
ISIN	Name of the Instrument	Industry / Rating	Quantity	Market/Fair Value (Rs. in Lacs)	% to NAV	YIELD
Debt Instruments						
(a) Listed / awaiting listing on Stock Exchange						
Government Securities						
IN2820120128	8.86% State Government Securities	SOVEREIGN	61,26,500	6,141.49	0.65%	6.10%
IN0020089028	7% Government of India	SOVEREIGN	57,10,000	5,716.86	0.60%	6.23%
IN2220120116	8.62% State Government Securities	SOVEREIGN	50,00,000	5,040.49	0.53%	6.70%
IN000220C073	GOI STRIPS (MD 16/03/2023)	SOVEREIGN	50,00,000	4,769.68	0.50%	6.77%
IN000220C023	6.76% GOI (MD22/02/2061)-Strips (C)-(MD22/02/2023)	SOVEREIGN	48,03,800	4,684.30	0.49%	6.47%
IN2020120092	8.6% State Government Securities	SOVEREIGN	20,00,000	2,011.57	0.21%	6.57%
IN000623C057	6.80% GOI (MD15/12/2060)-Strips (C)-(MD15/12/2023)	SOVEREIGN	15,37,800	1,467.23	0.15%	6.83%
IN1020120177	8.59% State Government Securities	SOVEREIGN	11,00,000	1,106.25	0.12%	6.59%
IN2620150074	8.55% State Government Securities	SOVEREIGN	5,00,000	500.60	0.05%	5.85%
IN3320140160	8.71% State Government Securities	SOVEREIGN	5,00,000	500.11	0.05%	5.87%
Subtotal				31,938.58	3.35%	
(b) Privately placed / Unlisted						
Subtotal				NIL	NIL	NIL
(c) Securitised Debt						
Subtotal				NIL	NIL	NIL
Total				31,938.58	3.35%	
Money Market Instruments						
Certificate of Deposit						
INE237A16402	Kotak Mahindra Bank Limited **	CRISIL A1+	7,000	33,449.78	3.52%	6.99%
INE19816142	Deutsche Bank AG **	CRISIL A1+	6,500	32,012.63	3.37%	6.70%
INE040A16D03	HDFC Bank Limited **	CARE A1+	6,000	28,242.54	2.97%	7.17%
INE095A16P28	IndusInd Bank Limited **	CRISIL A1+	5,000	24,807.33	2.61%	6.30%
INE476A16TJ3	Canara Bank **	CRISIL A1+	5,000	24,567.73	2.59%	6.69%
INE028A16CV3	Bank of Baroda	FITCH A1+	5,000	24,128.78	2.54%	6.90%
INE040A16CV8	HDFC Bank Limited **	CARE A1+	4,000	19,523.08	2.05%	6.75%
INE261F16645	National Bank For Agriculture and Rural Development	FITCH A1+	3,500	17,072.51	1.80%	6.72%
INE476A16TN5	Canara Bank **	CRISIL A1+	3,500	17,055.76	1.79%	6.70%
INE238A16622	Axis Bank Limited **	CRISIL A1+	3,000	14,711.28	1.55%	6.69%
INE095A16C19	IndusInd Bank Limited **	CRISIL A1+	3,000	14,407.67	1.52%	7.18%
INE476A16TK1	Canara Bank **	CRISIL A1+	2,000	9,816.48	1.03%	6.69%
INE261F16629	National Bank For Agriculture and Rural Development **	CRISIL A1+	2,000	9,775.04	1.03%	6.72%
INE02216R94	IDFC First Bank Limited **	CRISIL A1+	2,000	9,735.63	1.02%	6.98%
INE237A169N3	Kotak Mahindra Bank Limited **	ICRA A1+	2,000	9,707.34	1.02%	6.71%
INE556F16994	Small Industries Dev Bank of India **	CRISIL A1+	2,000	9,384.58	0.99%	7.15%
INE062A16465	State Bank of India	CARE A1+	2,000	9,373.56	0.99%	7.05%
INE090A16Y13	ICICI Bank Limited **	ICRA A1+	2,000	9,371.11	0.99%	7.10%
INE040A16D04	HDFC Bank Limited **	CARE A1+	1,700	8,096.11	0.85%	7.09%
INE238A16Y3	Axis Bank Limited **	CRISIL A1+	1,500	7,293.70	0.77%	6.74%
INE238A16I23	Axis Bank Limited **	CRISIL A1+	1,500	7,288.55	0.77%	6.74%
INE028A16CT7	Bank of Baroda	FITCH A1+	1,500	7,061.39	0.74%	7.09%
INE040A16D06	HDFC Bank Limited	CARE A1+	1,000	4,965.58	0.52%	6.33%
INE238A16S7	Axis Bank Limited **	CRISIL A1+	1,000	4,881.29	0.51%	6.72%
INE238A16Z1	Axis Bank Limited **	CRISIL A1+	1,000	4,859.18	0.51%	6.74%
INE476A16TX4	Canara Bank **	CRISIL A1+	1,000	4,831.58	0.51%	6.92%
INE095A16Q27	IndusInd Bank Limited **	CRISIL A1+	1,000	4,774.32	0.50%	7.28%
INE562A16KR2	Indian Bank	CRISIL A1+	100	491.52	0.05%	6.70%
Triparty Repo/ Reverse Repo Instrument						
Triparty Repo				15,825.20	1.67%	
Commercial Paper						
INE556F14IG5	Small Industries Dev Bank of India	CARE A1+	6,500	31,559.29	3.32%	6.80%
INE205A14W4A	Vedanta Limited **	CRISIL A1+	6,000	28,954.17	3.05%	7.71%
INE774D14R16	Mahindra & Mahindra Financial Services Limited **	CRISIL A1+	5,000	24,286.75	2.55%	7.07%
INE556F14H1	Small Industries Dev Bank of India **	CARE A1+	4,500	21,809.27	2.30%	6.80%
INE857N14FM3	Hero Fincoy Limited **	ICRA A1+	4,000	19,590.36	2.06%	7.41%
INE704A14G06	Barclays Investments & Loans (India) Private Limited **	CRISIL A1+	3,600	17,462.20	1.84%	7.16%
INE403G14PU4	Standard Chartered Capital Limited **	CRISIL A1+	3,200	15,379.36	1.62%	7.84%
INE704A14FR8	Barclays Investments & Loans (India) Private Limited **	CRISIL A1+	3,000	14,816.68	1.56%	6.82%
INE879F14F27	Infina Finance Private Limited **	CRISIL A1+	2,500	12,176.81	1.28%	7.75%
INE205A14WE6	Vedanta Limited **	CRISIL A1+	2,000	9,965.22	1.05%	6.74%
INE115A14DR9	LIC Housing Finance Limited **	CRISIL A1+	2,000	9,940.28	1.05%	6.45%
INE001A14YZ0	Housing Development Finance Corporation Limited **	CRISIL A1+	2,000	9,896.82	1.04%	6.45%
INE556F14B86	Small Industries Dev Bank of India **	CARE A1+	2,000	9,869.51	1.04%	6.35%
INE704A14G80	Barclays Investments & Loans (India) Private Limited **	ICRA A1+	2,000	9,861.90	1.04%	6.82%
INE38H14D99	Motilal Oswal Financial Services Limited **	ICRA A1+	2,000	9,858.27	1.04%	7.61%
INE205A14V00	Vedanta Limited **	CRISIL A1+	2,000	9,809.49	1.02%	7.57%
INE290U14O11	Crompton Greaves Consumer Electricals Limited **	CRISIL A1+	2,000	9,692.11	1.02%	6.99%
INE338I14DP4	Motilal Oswal Financial Services Limited **	FITCH A1+	2,000	9,680.16	1.02%	8.04%
INE087M14AL4	Bahadur Chand Investments Pvt Limited **	ICRA A1+	2,000	9,678.18	1.02%	7.99%
INE01WN14E37	Motilal Oswal Finvest Limited **	CRISIL A1+	2,000	9,636.58	1.01%	8.45%
INE087M14AV3	Bahadur Chand Investments Pvt Limited **	ICRA A1+	2,000	9,252.85	0.97%	8.45%
INE308N14UH2	Tata Capital Financial Services Limited **	CRISIL A1+	1,700	8,238.38	0.87%	7.03%
INE071G14EA5	ICICI Home Finance Company Limited **	ICRA A1+	1,500	7,427.03	0.78%	6.52%
INE144H14FG2	Deutsche Investments India Pvt Limited **	CRISIL A1+	1,000	4,980.52	0.52%	7.14%
INE477A14BT3	Can Fin Homes Limited **	CRISIL A1+	1,000	4,976.48	0.52%	6.63%
INE087M14AK6	Bahadur Chand Investments Pvt Limited **	ICRA A1+	1,000	4,947.90	0.51%	7.99%
INE783G14N11	ICICI Securities Limited **	CRISIL A1+	1,000	4,840.01	0.51%	7.23%
INE89K14LN6	Axis Finance Limited **	CRISIL A1+	500	2,496.01	0.26%	6.49%
INE001A14YX5	Housing Development Finance Corporation Limited **	CRISIL A1+	500	2,488.68	0.26%	6.39%
INE001A14Y73	Housing Development Finance Corporation Limited **	CRISIL A1+	500	2,475.94	0.26%	6.45%
INE001A14YV9	Housing Development Finance Corporation Limited **	CRISIL A1+	500	2,393.40	0.25%	7.13%
Treasury Bill						
IN002021Z442	364 Days Tbill		5,00,00,000	49,082.90	5.17%	6.20%
IN002021Z426	364 Days Tbill		4,00,00,000	39,367.36	4.14%	6.11%
IN002021Z483	364 Days Tbill		2,50,00,000	24,419.28	2.57%	6.29%
IN002022X254	91 Days Tbill		2,00,00,000	19,732.20	2.08%	6.04%
IN002022Y260	182 Days Tbill		2,00,00,000	19,402.60	2.04%	6.50%
IN002021Z467	364 Days Tbill		1,50,00,000	14,886.19	1.55%	6.29%
IN002022Y252	182 Days Tbill		1,10,00,000	10,685.37	1.12%	6.47%
IN002022Y229	182 Days Tbill		1,00,00,000	9,738.25	1.02%	6.45%
IN002022Z135	364 Days Tbill		1,00,00,000	9,532.19	1.00%	6.61%
IN002022Y112	182 Days Tbill		70,00,000	6,914.75	0.73%	6.00%
IN002021Z525	364 Days Tbill		50,00,000	4,856.99	0.51%	6.47%
IN002022Z127	364 Days Tbill		50,00,000	4,771.86	0.50%	6.61%
IN002021Z368	364 Days Tbill		15,00,000	1,485.11	0.16%	6.00%
IN002022Y039	182 Days Tbill		5,00,000	498.48	0.05%	5.85%
Total				9,50,888.86	100.06%	
OTHERS						
Cash/Margin - CCIL				46.84	0.00%	
Total				46.84	0.00%	
Net Current Assets				(32,614.77)	-3.41%	
GRAND TOTAL				9,50,259.51	100.00%	

** Non Traded Securities/Illicit Securities
\$ Less Than 0.01% of NAV
Aggregate value of investments made by other schemes of Nippon India Mutual Fund are amounting to Rs 71436.38 Lacs.

SCHEME RISK-O-METER



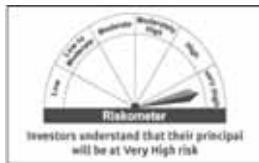
BENCHMARK NAME - CRISIL MONEY MARKET FUND BI INDEX
BENCHMARK RISK-O-METER



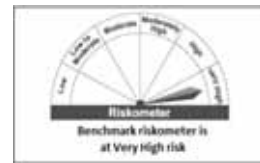
Monthly Portfolio Statement as on September 30,2022

ISIN	Name of the Instrument	Industry / Rating	Quantity	Market/Fair Value (Rs. in Lacs)	% to NAV	YIELD
Equity & Equity related						
(a) Listed / awaiting listing on Stock Exchanges						
INE090A01021	ICICI Bank Limited	Banks	1,10,00,000	94,820.00	8.16%	
INE040A01034	HDFC Bank Limited	Banks	64,00,000	90,966.40	7.82%	
INE009A01021	Infosys Limited	IT - Software	48,00,000	67,845.60	5.84%	
INE062A01020	State Bank of India	Banks	1,00,00,000	53,060.00	4.56%	
INE236A01034	Axis Bank Limited	Banks	67,00,000	49,124.40	4.23%	
INE002A01018	Reliance Industries Limited	Petroleum Products	19,00,000	45,177.25	3.89%	
INE001A01036	Housing Development Finance Corporation Limited	Finance	18,00,000	41,179.50	3.54%	
INE018A01030	Larsen & Toubro Limited	Construction	20,00,000	36,954.00	3.18%	
INE733E01010	NTPC Limited	Power	1,79,90,000	28,721.04	2.47%	
INE296A01024	Bajaj Finance Limited	Finance	3,80,000	27,875.85	2.40%	
INE237A01028	Kotak Mahindra Bank Limited	Banks	15,00,000	27,288.00	2.35%	
INE998A01015	KSB Limited	Industrial Products	12,22,723	24,430.62	2.10%	
INE044A01036	Sun Pharmaceutical Industries Limited	Pharmaceuticals & Biotechnology	25,00,000	23,716.25	2.04%	
INE155A01022	Tata Motors Limited	Automobiles	58,00,000	23,466.80	2.02%	
INE053A01029	The Indian Hotels Company Limited	Leisure Services	70,56,960	23,407.94	2.01%	
INE122W01016	SBI Life Insurance Company Limited	Insurance	17,00,000	21,257.85	1.83%	
INE018E01016	SBI Cards and Payment Services Limited	Finance	23,00,000	21,010.50	1.81%	
INE030A01027	Hindustan Unilever Limited	Diversified FMCG	7,56,976	20,411.48	1.76%	
INE473A01011	Linde India Limited	Chemicals & Petrochemicals	5,75,223	19,050.24	1.64%	
IN9397D01014	Bharti Airtel Limited - Partly Paid up	Telecom - Services	47,00,000	18,896.35	1.63%	
INE742F01042	Adani Ports and Special Economic Zone Limited	Transport Infrastructure	23,00,000	18,874.95	1.62%	
INE070A01024	Ambuja Cements Limited	Cement & Cement Products	35,00,000	18,046.00	1.55%	
INE748A01030	Jindal Steel & Power Limited	Ferrous Metals	40,00,000	17,144.00	1.47%	
INE191H01014	PVR Limited	Entertainment	9,53,659	17,056.19	1.47%	
INE854D01024	United Spirits Limited	Beverages	19,00,000	16,003.70	1.38%	
INE481G01011	UltraTech Cement Limited	Cement & Cement Products	2,50,000	15,637.75	1.35%	
INE775A01035	Samvardhana Motherhood International Limited	Auto Components	1,40,00,000	15,260.00	1.31%	
INE105A01035	Sundaram Clayton Limited	Auto Components	3,21,637	14,626.12	1.26%	
INE178A01028	Bata India Limited	Consumer Durables	8,00,000	14,572.00	1.25%	
INE765G01017	ICICI Lombard General Insurance Company Limited	Insurance	12,60,366	14,508.70	1.25%	
INE081A01020	Tata Steel Limited	Ferrous Metals	1,40,00,000	13,902.00	1.20%	
INE646L01027	InterGlobe Aviation Limited	Transport Services	7,00,000	12,987.10	1.12%	
INE140A01033	Cholamandiam Financial Holdings Limited	Finance	19,25,326	12,583.93	1.08%	
INE844Q01030	Gujarat Gas Limited	Gas	25,00,000	12,581.25	1.08%	
INE0GK401011	Tatva Chintan Pharma Chem Limited	Chemicals & Petrochemicals	4,82,991	12,157.51	1.05%	
INE192A01025	Tata Consumer Products Limited	Agricultural Food & other Products	15,07,397	12,102.14	1.04%	
INE449A01011	Automotive Axles Limited	Auto Components	6,00,000	11,888.30	1.01%	
INE089V01023	Gland Pharma Limited	Pharmaceuticals & Biotechnology	5,50,000	11,510.88	0.99%	
INE571A01038	JPCA Laboratories Limited	Pharmaceuticals & Biotechnology	12,23,521	11,195.22	0.96%	
INE944F01028	Radico Khaitan Limited	Beverages	10,47,202	10,941.17	0.94%	
INE715A01015	Wheels India Limited	Auto Components	17,08,406	10,645.93	0.92%	
INE200M01013	Varun Beverages Limited	Beverages	10,00,000	10,442.00	0.90%	
INE465A01025	Bharat Forge Limited	Industrial Products	15,00,000	10,432.50	0.90%	
INE038A01020	Hindalco Industries Limited	Non - Ferrous Metals	26,00,000	10,154.30	0.87%	
INE670K01029	Macrotech Developers Limited	Realty	10,00,000	9,242.00	0.79%	
INE010B01027	Zyus Lifesciences Limited	Pharmaceuticals & Biotechnology	22,15,856	8,573.15	0.74%	
INE752E01010	Power Grid Corporation of India Limited	Power	40,00,000	8,488.00	0.73%	
INE548C01032	Emami Limited	Personal Products	13,10,040	6,606.53	0.57%	
INE012A01025	AACC Limited	Cement & Cement Products	2,50,000	6,039.13	0.52%	
INE634I01020	KNR Constructions Limited	Construction	24,80,000	5,673.00	0.49%	
INE006I01046	Astral Limited	Industrial Products	2,23,244	4,983.81	0.43%	
INE066F01012	Hindustan Aeronautics Limited	Aerospace & Defense	2,00,000	4,689.70	0.40%	
INE470A01017	3M India Limited	Diversified	15,206	3,741.63	0.32%	
INE00R701025	Dalmia Bharat Limited	Cement & Cement Products	2,00,000	3,196.00	0.27%	
INE120A01034	Carborundum Universal Limited	Industrial Products	3,26,514	2,926.87	0.25%	
	Subtotal			11,47,873.23	98.76%	
	(b) UNLISTED			NIL	NIL	NIL
	Subtotal			NIL	NIL	NIL
	Total			11,47,873.23	98.76%	
	Money Market Instruments					
	Triparty Repo/ Reverse Repo Instrument					
	Triparty Repo			14,955.03	1.29%	
	Total			14,955.03	1.29%	
	OTHERS					
	Cash Margin - CCL			87.44	0.01%	
	Total			87.44	0.01%	
	Net Current Assets			(384.69)	-0.06%	
	GRAND TOTAL			11,62,531.01	100.00%	

SCHEME RISK-O-METER



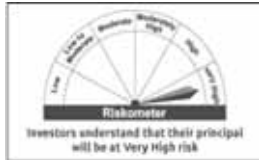
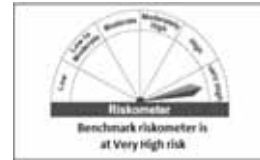
BENCHMARK NAME - NIFTY 500 TRI
BENCHMARK RISK-O-METER



Monthly Portfolio Statement as on September 30,2022

ISIN	Name of the Instrument	Industry / Rating	Quantity	Market/Fair Value (Rs. in Lacs)	% to NAV	YIELD
Equity & Equity related						
(a) Listed / awaiting listing on Stock Exchanges						
INE009A01021	Infosys Limited	IT - Software	32,62,398	46,112.36	7.64%	
INE238A01034	Axis Bank Limited	Banks	59,13,421	43,357.20	7.18%	
INE062A01020	State Bank of India	Banks	64,32,281	34,129.68	5.65%	
INE090A01021	ICICI Bank Limited	Banks	34,91,739	30,098.79	4.98%	
INE218A01030	Larsen & Toubro Limited	Construction	15,88,860	29,320.41	4.86%	
INE001A01036	Housing Development Finance Corporation Limited	Finance	11,50,000	26,309.13	4.36%	
INE018E01016	SBI Cards and Payment Services Limited	Finance	26,00,000	23,751.00	3.93%	
INE002A01018	Reliance Industries Limited	Petroleum Products	9,64,209	22,926.48	3.80%	
INE156A01022	Tata Motors Limited	Automobiles	52,73,677	21,337.30	3.53%	
INE256A01028	Zee Entertainment Enterprises Limited	Entertainment	75,00,000	19,361.25	3.21%	
INE114A01025	Container Corporation of India Limited	Transport Services	24,90,673	17,724.87	2.94%	
INE154A01025	ITC Limited	Diversified FMCG	50,75,409	16,860.51	2.79%	
INE671A01010	Honeywell Automation India Limited	Industrial Manufacturing	41,493	16,598.92	2.75%	
INE522F01014	Coal India Limited	Consumable Fuels	77,61,327	16,473.42	2.73%	
INE732A01013	Angel One Limited	Capital Markets	11,86,114	16,154.87	2.68%	
INE148A01033	Cholamandiam Financial Holdings Limited	Finance	23,94,714	15,651.85	2.59%	
INE545U01014	Bandhan Bank Limited	Banks	58,53,089	15,604.34	2.58%	
INE191H01014	PVR Limited	Entertainment	8,32,702	14,892.88	2.47%	
INE666L01035	Varroc Engineering Limited	Auto Components	42,81,374	14,098.56	2.33%	
INE427F01016	Chaluk Hotels Limited	Leisure Services	38,39,197	13,565.80	2.25%	
INE470A01017	3M India Limited	Diversified	54,074	13,305.61	2.20%	
INE00M201021	Sterling And Wilson Renewable Energy Limited	Construction	42,05,502	13,024.44	2.16%	
INE00WC01027	Affle (India) Limited	IT - Services	8,74,306	11,026.31	1.83%	
INE804L01022	MedPlus Health Services Limited	Retailing	17,46,727	10,793.90	1.79%	
INE077T01019	Restaurant Brands Asia Limited	Leisure Services	77,73,847	10,067.13	1.67%	
INE559A01017	IFB Industries Limited	Consumer Durables	10,69,547	9,784.75	1.62%	
INE450U01017	Route Mobile Limited	Telecom - Services	7,68,617	9,687.86	1.60%	
INE332A01027	Thomas Cook (India) Limited	Leisure Services	1,19,30,315	8,780.71	1.45%	
INE257A01026	Bharat Heavy Electricals Limited	Electrical Equipment	74,50,421	4,462.80	0.74%	
INE001A13049	Housing Development Finance Corporation Limited (Warrant)	Finance	8,82,600	3,503.04	0.58%	
Subtotal				5,48,766.17	90.89%	
(b) UNLISTED						
Subtotal				NIL	NIL	NIL
Total				5,48,766.17	90.89%	
Money Market Instruments						
Triparty Repo/ Reverse Repo Instrument						
Triparty Repo				49,126.07	8.13%	
Total				49,126.07	8.13%	
OTHERS						
Cash Margin - CCIL				282.83	0.05%	
Total				282.83	0.05%	
Net Current Assets				5,735.17	0.93%	
GRAND TOTAL				6,03,910.24	100.00%	

SCHEME RISK-O-METER

BENCHMARK NAME - S&P BSE 500 TRI
BENCHMARK RISK-O-METER

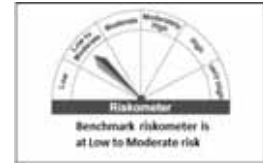
Monthly Portfolio Statement as on September 30,2022

ISIN	Name of the Instrument	Industry / Rating	Quantity	Market/Fair Value (Rs. in Lacs)	% to NAV	YIELD
	Money Market Instruments					
	Triparty Repo/ Reverse Repo Instrument					
	Triparty Repo			468.61	99.84%	
	Total			468.61	99.84%	
	OTHERS					
	Cash Margin - CCIL			2.69	0.57%	
	Total			2.69	0.57%	
	Net Current Assets			(1.96)	-0.41%	
	GRAND TOTAL			469.34	100.00%	

SCHEME RISK-O-METER



BENCHMARK NAME - CRISIL LIQUID FUND INDEX
BENCHMARK RISK-O-METER



Monthly Portfolio Statement as on September 30,2022

ISIN	Name of the Instrument	Industry / Rating	Quantity	Market/Fair Value (Rs. in Lacs)	% to NAV	YIELD
	Debt Instruments					
	(a) Listed / awaiting listing on Stock Exchange					
	Floating Rate Note					
INE002A08658	Reliance Industries Limited**	CRISIL AAA	1,000	10,209.76	1.64%	7.45%
INE721A070K5	Shriram Transport Finance Company Limited**	FITCH AA+	1,000	10,180.96	1.63%	8.22%
	Government Securities					
IN0020220052	6.69% Government of India	SOVEREIGN	3,50,00,000	34,768.83	5.57%	7.09%
IN1620150162	8.21% State Government Securities	SOVEREIGN	1,00,00,000	10,069.30	1.61%	6.79%
IN1620120122	8.57% State Government Securities	SOVEREIGN	1,00,00,000	10,056.31	1.61%	6.59%
IN000823C020	6.76% GOI (MD22/02/2061)-Strips (C)-(MD22/08/2023)	SOVEREIGN	95,99,200	9,042.50	1.45%	6.81%
IN000224C021	6.76% GOI (MD22/02/2061)-Strips (C)-(MD22/02/2024)	SOVEREIGN	95,99,200	8,718.56	1.40%	7.04%
IN000225C023	6.76% GOI (MD22/02/2061)-Strips (C)-(MD22/02/2023)	SOVEREIGN	84,96,200	8,287.77	1.33%	6.47%
IN0201200084	8.65% State Government Securities	SOVEREIGN	75,00,000	7,537.71	1.21%	6.80%
IN2820120144	8.64% State Government Securities	SOVEREIGN	67,22,000	6,755.46	1.08%	6.61%
IN3120120123	8.63% State Government Securities	SOVEREIGN	50,00,000	5,024.99	0.81%	6.59%
IN3320160077	8.25% State Government Securities	SOVEREIGN	45,00,000	4,535.87	0.73%	6.99%
IN2120120026	8.6% State Government Securities	SOVEREIGN	40,00,000	4,022.70	0.64%	6.60%
IN2220120099	8.67% State Government Securities	SOVEREIGN	25,00,000	2,516.29	0.40%	6.80%
IN1320190243	8.35% State Government Securities	SOVEREIGN	20,00,000	1,996.58	0.32%	6.71%
IN2720180040	8.35% State Government Securities	SOVEREIGN	5,00,000	504.35	0.08%	6.92%
IN0020160050	8.84% Government of India	SOVEREIGN	5,00,000	500.71	0.08%	6.07%
IN0020210210	4.56% Government of India	SOVEREIGN	90,600	88.42	0.01%	6.74%
	Non Convertible Debentures					
INE04D507077	6.35% Aseem Infrastructure Finance Limited **	CRISIL AA+	2,500	24,575.35	3.94%	7.81%
INE790207046	6.5% Indinfravit Trust **	CRISIL AAA	2,400	23,340.00	3.74%	7.92%
INE041007050	6.4% Embassy Office Parks REIT **	CRISIL AAA	2,250	22,161.98	3.55%	7.78%
INE790207012	9.04% Indinfravit Trust **	CRISIL AAA	2,000	19,460.84	3.12%	7.92%
INE0X0Y07018	7.71% Highways Infrastructure Trust **	CRISIL AAA	1,750	17,381.19	2.78%	8.24%
INE219A07025	8.99% India Grid Trust Invit Fund **	CRISIL AAA	1,250	12,364.86	1.98%	7.82%
INE445L08433	5.4% Nabha Power Limited **	ICRA AAA(CE)	1,250	12,342.23	1.98%	7.38%
INE246R07475	5.5% NIF Infrastructure Finance Limited **	ICRA AAA	1,000	9,937.43	1.59%	7.21%
INE001A075X1	5.3% Housing Development Finance Corporation Limited **	CRISIL AAA	1,000	9,922.31	1.59%	6.94%
INE522D07CA2	6.93% Manappuram Finance Limited **	CRISIL AA	1,000	9,832.50	1.58%	8.26%
INE7580J7EA1	5.42% HDB Financial Services Limited **	CRISIL AAA	900	8,756.69	1.40%	7.86%
INE028A09158	8.55% Bank of Baroda **	CARE AAA	850	8,621.10	1.38%	8.24%
INE115A070L3	7.75% LIC Housing Finance Limited **	CRISIL AAA	750	7,512.02	1.20%	7.63%
INE414G07FC4	7.5% Muthoot Finance Limited **	CRISIL AA+	750	7,474.94	1.20%	7.83%
INE477A07316	6.7% Can Fin Homes Limited **	ICRA AA+	650	6,311.89	1.01%	8.04%
INE261F08A14	8.5% National Bank For Agriculture and Rural Development	CRISIL AAA	600	6,027.87	0.97%	6.70%
INE721A07Q1H	6.75% Shriram Transport Finance Company Limited **	CRISIL AA+	500	5,039.21	0.81%	7.69%
INE163N08156	7.98% ONGC Petro Additions Limited **	ICRA AA	500	5,018.81	0.80%	7.62%
INE860H07GW2	7.75% Aditya Birla Finance Limited **	ICRA AAA	500	5,004.91	0.80%	6.79%
INE002A08641	6.95% Reliance Industries Limited **	CRISIL AAA	500	4,996.36	0.80%	6.86%
INE020B09CT9	6.92% REC Limited **	CRISIL AAA	500	4,991.60	0.80%	7.02%
INE519V07386	8.35% Piramal Capital & Housing Finance Limited **	ICRA AA	494,000	4,855.98	0.79%	7.38%
INE0430008090	5.85% Bharti Telecom Limited **	CRISIL AA+	500	4,887.97	0.78%	8.03%
INE790207038	9.04% Indinfravit Trust **	CRISIL AAA	500	4,865.21	0.78%	7.92%
INE424L07018	6.1% Sundew Properties Limited **	CRISIL AAA	450	4,364.38	0.70%	8.21%
INE540P07137	8.48% U.P. Power Corporation Limited **	FITCH AA(CE)	850	4,264.93	0.68%	7.59%
INE163N08107	8.45% ONGC Petro Additions Limited **	ICRA AAA(CE)	400	4,021.96	0.64%	7.15%
INE522D07BW18	7.45% Manappuram Finance Limited **	CRISIL AAA	500	2,974.89	0.48%	8.15%
INE6910U7EL7	8.5% L&T Finance Limited **	CRISIL AAA	250	2,509.86	0.40%	7.06%
INE020B08A13	7.99% REC Limited **	CRISIL AAA	250	2,508.24	0.40%	6.81%
INE756I07CY5	7.57% HDB Financial Services Limited **	CRISIL AAA	250	2,501.81	0.40%	7.04%
INE414G07FF7	7.4% Muthoot Finance Limited **	CRISIL AA+	250,000	2,485.49	0.40%	7.91%
INE261F08C2H	5.53% National Bank For Agriculture and Rural Development **	ICRA AAA	500	2,442.11	0.39%	7.30%
INE020B08CJ8	4.99% REC Limited **	CRISIL AAA	250	2,428.04	0.39%	7.30%
INE261F08CK9	5.14% National Bank For Agriculture and Rural Development **	ICRA AAA	150	1,459.57	0.23%	7.30%
INE020B08DC3	5.69% REC Limited **	CRISIL AAA	50	493.09	0.08%	7.18%
INE261F08CA0	6.4% National Bank For Agriculture and Rural Development **	ICRA AAA	32	318.05	0.05%	7.10%
	Subtotal			413,352.73	66.21%	NIL
	(b) Privately placed / Unlisted			NIL	NIL	NIL
	Subtotal			NIL	NIL	NIL
	(c) Securitized Debt			NIL	NIL	NIL
	Subtotal			NIL	NIL	NIL
	Total			413,352.73	66.21%	NIL
	Derivatives					
	Interest Rate Swaps					
	Interest Rate Swaps Pay Fix Receive Floating (04/05/2023) (FV 2500 Lacs)			36.86	0.01%	
	Total			36.86	0.01%	
	Money Market Instruments					
	Certificate of Deposit					
INE237A16A02	Kotak Mahindra Bank Limited **	CRISIL A1+	5,000	22,892.70	3.83%	6.99%
INE476A16TX4	Canara Bank **	CRISIL A1+	4,000	19,326.30	3.10%	6.92%
INE040A16D03	HDFC Bank Limited **	CARE A1+	4,000	18,828.36	3.02%	7.17%
INE040A16D07	HDFC Bank Limited **	CARE A1+	3,000	14,466.77	2.32%	6.94%
INE476A16TJ0	Canara Bank **	CRISIL A1+	3,000	14,173.88	2.27%	7.12%
INE19016142	Deutsche Bank AG **	CRISIL A1+	2,000	9,850.04	1.59%	6.70%
INE028A16CV3	Bank of Baroda	FITCH A1+	2,000	9,651.51	1.55%	6.90%
INE556F16994	Small Industries Dev Bank of India **	CRISIL A1+	2,000	9,384.58	1.50%	7.15%
INE062A16465	State Bank of India	CARE A1+	2,000	9,373.56	1.50%	7.05%
INE238A16123	Axis Bank Limited **	CRISIL A1+	1,000	4,859.03	0.78%	6.74%
INE040A16DH5	HDFC Bank Limited	CRISIL A1+	1,000	4,732.10	0.78%	7.15%
INE237A16Q21	Kotak Mahindra Bank Limited **	CRISIL A1+	1,000	4,693.91	0.75%	7.11%
INE040A16DD4	HDFC Bank Limited **	CARE A1+	800	3,809.94	0.61%	7.09%
	Triparty Repo/ Reverse Repo Instrument					
	Triparty Repo			3,539.99	0.57%	
	Commercial Paper					
INE556F14IG5	Small Industries Dev Bank of India	CARE A1+	3,500	16,993.46	2.72%	6.80%
INE205A14W44	Vedanta Limited **	CRISIL A1+	3,500	16,889.93	2.71%	7.71%
INE556F14I1	Small Industries Dev Bank of India **	CARE A1+	2,000	9,693.01	1.55%	6.80%
INE205A14WE6	Vedanta Limited **	CRISIL A1+	1,500	7,472.42	1.20%	6.74%
	Treasury Bill					
IN002022Y252	182 Days Tbill		1,65,400	160.67	0.03%	6.47%
	Total			2,01,782.16	32.35%	
	OTHERS					
	Cash Margin - CCIL			43.10	0.01%	
	Total			43.10	0.01%	
	Net Current Assets			8,502.87	1.42%	
	GRAND TOTAL			6,23,727.72	100.00%	

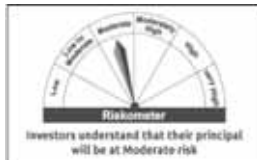
** Non Traded Securities/Illiquid Securities
Aggregate value of investments made by other schemes of Nippon India Mutual Fund are amounting to Rs 36527.87 Lacs.

Disclosure of Yield to Call

"With Reference to " AMFI Best Practices Guidelines Circular No. 91/2020 - 21 on "Valuation of AT-1 Bonds and Tier 2 Bonds" disclosure of Yield to Call as follows"

isin_code	security_name	Yield to Call
INE028A08158	8.55% B0B B53 Tier2 SR XX1 (M14/2/29)C14/2/24	7.36%

SCHEME RISK-O-METER



BENCHMARK NAME - CRISIL LOW DURATION FUND BI INDEX

BENCHMARK RISK-O-METER



Monthly Portfolio Statement as on September 30,2022

ISIN	Name of the Instrument	Industry / Rating	Quantity	Market/Fair Value (Rs. in Lacs)	% to NAV	YIELD
	Money Market Instruments					
	Triparty Repo/ Reverse Repo Instrument					
	Triparty Repo			409.62	99.67%	
	Total			409.62	99.67%	
	OTHERS					
	Cash Margin - CCIL			2.37	0.58%	
	Total			2.37	0.58%	
	Net Current Assets			(1.02)	-0.25%	
	GRAND TOTAL			410.97	100.00%	

SCHEME RISK-O-METER



**BENCHMARK NAME - CRISIL LIQUID FUND INDEX
BENCHMARK RISK-O-METER**



Monthly Portfolio Statement as on September 30,2022

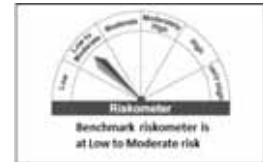
ISIN	Name of the Instrument	Industry / Rating	Quantity	Market/Fair Value (Rs. in Lacs)	% to NAV	YIELD
	Money Market Instruments					
	Certificate of Deposit					
INE092T16SL6	IDFC First Bank Limited **	CRISIL A1+	110	549.82	9.35%	6.13%
	Triparty Repo/ Reverse Repo Instrument					
	Reverse Repo					
	Triparty Repo			2,514.83	42.77%	
	Commercial Paper			1,012.71	17.22%	
INE929O14685	Reliance Retail Ventures Limited	CRISIL A1+	110	549.82	9.35%	6.06%
INE140A14U93	Piramal Enterprises Limited **	CRISIL A1+	110	549.79	9.35%	6.90%
INE516Y14BW2	Piramal Capital & Housing Finance Limited **	CRISIL A1+	110	549.79	9.35%	6.94%
	Total			5,726.76	97.39%	
	OTHERS					
	Cash Margin - CCIL			125.15	2.13%	
	Total			125.15	2.13%	
	Net Current Assets			28.54	0.48%	
	GRAND TOTAL			5,880.45	100.00%	

** Non Traded Securities/illiquid Securities

SCHEME RISK-O-METER



BENCHMARK NAME - CRISIL LIQUID FUND INDEX
BENCHMARK RISK-O-METER



Monthly Portfolio Statement as on September 30,2022

ISIN	Name of the Instrument	Industry / Rating	Quantity	Market/Fair Value (Rs. in Lacs)	% to NAV	YIELD
	Debt Instruments					
	(a) Listed / awaiting listing on Stock Exchange					
	Government Securities					
IN2720180073	8.5% State Government Securities	SOVEREIGN	5,00,000	505.14	32.01%	7.09%
IN2920160099	8.27% State Government Securities	SOVEREIGN	3,17,000	319.76	20.26%	7.00%
IN000623C073	GOI STRIPS (MD 16/06/2023)	SOVEREIGN	73,500	70.11	4.44%	6.77%
IN1920130029	9.39% State Government Securities	SOVEREIGN	60,000	61.07	3.87%	7.12%
IN3420130061	9.72% State Government Securities	SOVEREIGN	10,000	10.20	0.65%	7.15%
	Non Convertible Debentures					
INE261F98CA0	6.4% National Bank For Agriculture and Rural Development **	ICRA AAA	18	178.89	11.34%	7.10%
INE752E07LB2	8.7% Power Grid Corporation of India Limited **	CRISIL AAA	15	151.71	9.81%	7.04%
INE033L07GX6	6.05% Tata Capital Housing Finance Limited **	CRISIL AAA	15	148.51	9.41%	7.26%
	Subtotal			1,445.40	91.59%	
	(b) Privately placed / Unlisted			NIL	NIL	NIL
	Subtotal			NIL	NIL	NIL
	(c) Securitised Debt					
INE08TV15147	First Business Receivables Trust **	CRISIL AAA(SO)	1	94.59	5.99%	7.64%
	Subtotal			94.59	5.99%	
	Total			1,539.99	97.58%	
	Money Market Instruments					
	Triparty Repo/ Reverse Repo Instrument					
	Triparty Repo			17.28	1.10%	
	Total			17.28	1.10%	
	OTHERS					
	Cash Margin - CCIL			0.42	0.03%	
	Total			0.42	0.03%	
	Net Current Assets			20.28	1.29%	
	GRAND TOTAL			1,577.97	100.00%	

** Non Traded Securities/Illiquid Securities

SCHEME RISK-O-METER



BENCHMARK NAME - CRISIL SHORT TERM BOND FUND INDEX
BENCHMARK RISK-O-METER



Monthly Portfolio Statement as on September 30,2022

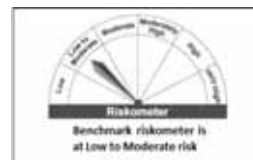
ISIN	Name of the Instrument	Industry / Rating	Quantity	Market/Fair Value (Rs. in Lacs)	% to NAV	YIELD
	Money Market Instruments					
	Certificate of Deposit					
INE095A16P02	IndusInd Bank Limited **	CRISL A1+	180	897.11	9.65%	6.20%
	Triparty Repo/ Reverse Repo Instrument					
	Triparty Repo			929.76	10.00%	
	Commercial Paper					
INE242A14XD9	Indian Oil Corporation Limited **	ICRA A1+	220	1,095.16	11.78%	6.21%
INE556F14ID2	Small Industries Dev Bank of India **	CRISL A1+	200	994.96	10.70%	6.16%
INE850D14MO3	Godrej Agrovet Limited **	ICRA A1+	180	895.92	9.64%	6.40%
INE090L14BB7	Birla Group Holdings Private Limited **	CRISL A1+	180	895.45	9.63%	6.86%
INE233A14VS0	Godrej Industries Limited **	ICRA A1+	180	894.91	9.63%	6.49%
INE929O14719	Reliance Retail Ventures Limited **	CRISL A1+	170	844.55	9.08%	6.37%
INE869H14H06	TV18 Broadcast Limited **	FITCH A1+	170	844.50	9.08%	6.43%
INE824H14IT6	Julius Baer Capital India Pvt Ltd **	CRISL A1+	100	496.54	5.34%	6.88%
	Total			8,788.86	94.53%	
	Mutual Fund Units					
INF204K01ZH0	Nippon India Liquid Fund-Direct Growth Plan		9,418.167	501.80	5.40%	
	Total			501.80	5.40%	
	OTHERS					
	Cash Margin - CCIL			7.12	0.08%	
	Total			7.12	0.08%	
	Net Current Assets			(1.22)	-0.01%	
	GRAND TOTAL			9,296.56	100.00%	

** Non Traded Securities/Illiquid Securities

SCHEME RISK-O-METER



BENCHMARK NAME - CRISIL LIQUID FUND INDEX
BENCHMARK RISK-O-METER



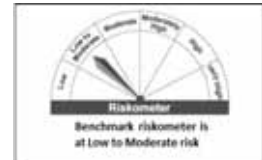
Monthly Portfolio Statement as on September 30,2022

ISIN	Name of the Instrument	Industry / Rating	Quantity	Market/Fair Value (Rs. in Lacs)	% to NAV	YIELD
	Money Market Instruments					
	Triparty Repo/ Reverse Repo Instrument					
	Triparty Repo			175.78	31.59%	
	Total			175.78	31.59%	
	Mutual Fund Units					
INF204K01ZH0	Nippon India Liquid Fund-Direct Growth Plan		7,062.017	376.26	67.63%	
	Total			376.26	67.63%	
	OTHERS					
	Cash Margin - CCIL			1.03	0.19%	
	Total			1.03	0.19%	
	Net Current Assets			3.30	0.59%	
	GRAND TOTAL			556.37	100.00%	

SCHEME RISK-O-METER



BENCHMARK NAME - CRISIL LIQUID FUND INDEX
BENCHMARK RISK-O-METER



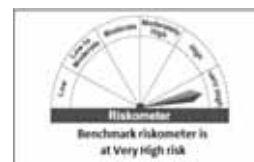
Monthly Portfolio Statement as on September 30,2022

ISIN	Name of the Instrument	Industry / Rating	Quantity	Market/Fair Value (Rs. in Lacs)	% to NAV	YIELD
Equity & Equity related						
(a) Listed / awaiting listing on Stock Exchanges						
INE001A01036	Housing Development Finance Corporation Limited	Finance	38,00,315	86,941.71	7.27%	
INE018A01030	Larsen & Toubro Limited	Construction	40,00,000	73,908.00	6.18%	
INE062A01020	State Bank of India	Banks	1,25,00,644	66,328.42	5.55%	
INE002A01018	Reliance Industries Limited	Petroleum Products	27,50,000	85,388.13	5.47%	
INE090A01021	ICICI Bank Limited	Banks	75,00,000	84,650.00	5.41%	
INE040A01034	HDFC Bank Limited	Banks	45,24,000	64,301.87	5.38%	
INE154A01025	ITC Limited	Diversified FMCG	1,90,00,000	63,118.00	5.28%	
INE053A01029	The Indian Hotels Company Limited	Leisure Services	1,65,00,066	54,730.72	4.58%	
INE009A01021	Infosys Limited	IT - Software	36,00,084	50,885.39	4.26%	
INE660A01027	HCL Technologies Limited	IT - Software	44,00,927	41,032.04	3.43%	
INE018E01016	SBI Cards and Payment Services Limited	Finance	40,99,202	37,447.12	3.13%	
INE238A01034	Axis Bank Limited	Banks	50,00,080	36,660.59	3.07%	
INE296A01024	Bajaj Finance Limited	Finance	4,50,000	33,010.88	2.76%	
INE427F01016	Chalel Hotels Limited	Leisure Services	87,70,418	30,990.27	2.59%	
INE150A01022	Tata Motors Limited	Automobiles	60,00,000	24,276.00	2.03%	
INE044A01036	Sun Pharmaceutical Industries Limited	Pharmaceuticals & Biotechnology	25,00,000	23,716.25	1.98%	
INE003A01024	Siemens Limited	Electrical Equipment	7,00,000	19,995.60	1.62%	
INE101A01026	Mahindra & Mahindra Limited	Automobiles	14,00,000	17,754.80	1.49%	
INE871A01010	Honeywell Automation India Limited	Industrial Manufacturing	40,411	16,166.08	1.35%	
INE230A01023	EH Limited	Leisure Services	85,22,261	15,962.19	1.34%	
INE250A01028	Zee Entertainment Enterprises Limited	Entertainment	60,00,000	15,486.00	1.30%	
INE738E01010	WIPAC Limited	Power	84,00,000	13,410.60	1.12%	
INE758T01015	Zomato Limited	Retailing	2,00,02,200	12,471.37	1.04%	
INE117A01022	ABB India Limited	Electrical Equipment	4,00,000	12,353.60	1.03%	
INE885A01028	Torrent Pharmaceuticals Limited	Pharmaceuticals & Biotechnology	7,82,722	12,209.29	1.02%	
INE192A01025	Tata Consumer Products Limited	Agricultural Food & other Products	15,00,000	12,042.75	1.01%	
INE028A01039	Bank of Baroda	Banks	90,00,000	11,916.00	1.00%	
INE854D01024	United Spirits Limited	Beverages	13,49,188	11,384.21	0.95%	
INE123W01016	SBI Life Insurance Company Limited	Insurance	9,00,000	11,254.05	0.94%	
INE068V01023	Gland Pharma Limited	Pharmaceuticals & Biotechnology	5,19,543	10,873.26	0.91%	
INE522F01014	Coal India Limited	Consumable Fuels	50,00,000	10,612.50	0.89%	
INE473A01011	Linde India Limited	Chemicals & Petrochemicals	2,75,988	9,140.17	0.76%	
INE081A01020	Tata Steel Limited	Ferrous Metals	90,03,160	8,940.14	0.75%	
INE690C01036	Tech Mahindra Limited	IT - Software	8,50,000	8,573.10	0.72%	
INE030A01027	Hindustan Unilever Limited	Diversified FMCG	3,00,079	8,091.48	0.68%	
INE114A01011	Steel Authority of India Limited	Ferrous Metals	1,00,00,000	7,675.00	0.64%	
INE752E01010	Power Grid Corporation of India Limited	Power	35,00,000	7,427.00	0.62%	
INE91701010	Bajaj Auto Limited	Automobiles	2,00,000	7,055.50	0.59%	
INE208A01029	Ashok Leyland Limited	Agricultural, Commercial & Construction Vehicles	40,00,000	6,106.00	0.51%	
INE545U01014	Bandhan Bank Limited	Banks	21,39,951	5,705.11	0.48%	
INE200A01026	GE T&D India Limited	Electrical Equipment	45,04,266	5,630.33	0.47%	
INE381B01024	Divi's Laboratories Limited	Pharmaceuticals & Biotechnology	1,50,097	5,561.39	0.47%	
INE754U01035	Samvardhana Motherhood International Limited	Auto Components	50,00,000	5,450.00	0.46%	
INE271C01023	DLF Limited	Realty	15,00,000	5,350.50	0.45%	
INE158A01026	Hero MotoCorp Limited	Automobiles	2,00,000	5,098.40	0.43%	
INE795G01014	HDFC Life Insurance Company Limited	Insurance	9,50,000	5,039.28	0.42%	
INE216A01030	Britannia Industries Limited	Food Products	1,30,889	5,030.13	0.42%	
INE089A01023	Dr. Reddy's Laboratories Limited	Pharmaceuticals & Biotechnology	1,10,000	4,769.27	0.40%	
INE102D01028	Godrej Consumer Products Limited	Personal Products	5,00,000	4,552.25	0.38%	
INE075A01022	Wipro Limited	IT - Software	10,00,000	3,942.50	0.33%	
INE152M01016	Triveni Turbine Limited	Electrical Equipment	14,21,055	3,338.06	0.28%	
INE470A01017	3M India Limited	Diversified	13,302	3,273.13	0.27%	
INE520A01027	Zensar Technologies Limited	IT - Software	15,10,126	3,196.18	0.27%	
INE467B01029	Tata Consultancy Services Limited	IT - Software	1,00,558	3,021.32	0.25%	
INE308T01012	Sapphire Foods India Limited	Leisure Services	2,01,238	2,995.93	0.25%	
INE196A01026	Marico Limited	Personal Products	5,00,000	2,689.25	0.23%	
INE323A01026	Bosch Limited	Auto Components	14,221	2,249.03	0.19%	
INE182A01018	Pfizer Limited	Pharmaceuticals & Biotechnology	30,000	1,279.61	0.11%	
Subtotal				11,61,840.75	97.21%	
(b) UNLISTED						
Subtotal				NIL	NIL	NIL
Total				11,61,840.75	97.21%	
Money Market Instruments						
Triparty Repo/ Reverse Repo Instrument						
Triparty Repo				34,528.36	2.89%	
Total				34,528.36	2.89%	
OTHERS						
Cash Margin - CCIL				191.21	0.02%	
Total				191.21	0.02%	
Net Current Assets				(1,467.65)	-0.12%	
GRAND TOTAL				11,86,092.67	100.00%	

SCHEME RISK-O-METER



BENCHMARK NAME - S&P BSE 100 TRI
BENCHMARK RISK-O-METER



Monthly Portfolio Statement as on September 30,2022

ISIN	Name of the Instrument	Industry / Rating	Quantity	Market/Fair Value (Rs. in Lacs)	% to NAV	YIELD
Equity & Equity related						
(a) Listed / awaiting listing on Stock Exchanges						
INE001A01036	Housing Development Finance Corporation Limited	Finance	13,417	306.95	9.25%	
INE090A01021	ICICI Bank Limited	Banks	29,629	255.40	7.70%	
INE002A01018	Reliance Industries Limited	Petroleum Products	8,395	199.61	6.01%	
INE009A01021	Infosys Limited	IT - Software	12,783	180.88	5.44%	
INE218A01030	Larsen & Toubro Limited	Construction	9,388	173.85	5.23%	
INE154A01025	JTC Limited	Diversified FMCG	43,479	144.44	4.35%	
INE101A01026	Mahindra & Mahindra Limited	Automobiles	11,161	141.54	4.27%	
INE062A01020	State Bank of India	Banks	26,332	139.72	4.21%	
INE296A01024	Bajaj Finance Limited	Finance	1,350	99.03	2.98%	
INE585B01010	Maruti Suzuki India Limited	Automobiles	1,046	92.34	2.78%	
INE407B01029	Tata Consultancy Services Limited	IT - Software	2,800	84.13	2.53%	
INE018E01016	SBI Cards and Payment Services Limited	Finance	8,601	78.57	2.37%	
INE733E01010	NTPC Limited	Power	47,553	75.92	2.29%	
INE028A01039	Bank of Baroda	Banks	55,067	72.91	2.20%	
INE044A01036	Sun Pharmaceutical Industries Limited	Pharmaceuticals & Biotechnology	7,500	71.15	2.14%	
INE115A01026	LIC Housing Finance Limited	Finance	16,432	68.00	2.05%	
INE179A01014	Procter & Gamble Hygiene and Health Care Limited	Personal Products	486	67.48	2.03%	
INE123W01016	SBI Life Insurance Company Limited	Insurance	5,325	66.59	2.01%	
INE522F01014	Coal India Limited	Consumable Fuels	31,356	66.55	2.01%	
INE239A01016	Nestle India Limited	Food Products	346	66.24	2.00%	
INE200M01013	Varun Beverages Limited	Beverages	6,185	64.58	1.95%	
INE069F01012	Hindustan Aeronautics Limited	Aerospace & Defense	2,723	63.85	1.92%	
INE545U01014	Bandhan Bank Limited	Banks	23,579	62.86	1.89%	
INE003A01024	Siemens Limited	Electrical Equipment	2,196	60.85	1.83%	
INE280A01028	Titan Company Limited	Consumer Durables	2,300	59.96	1.81%	
INE038A01020	Hindalco Industries Limited	Non - Ferrous Metals	14,988	58.54	1.76%	
INE358A01014	Abbott India Limited	Pharmaceuticals & Biotechnology	296	56.85	1.71%	
INE216A01030	Britannia Industries Limited	Food Products	1,424	54.73	1.65%	
INE068A01021	Eicher Motors Limited	Automobiles	1,489	54.67	1.65%	
INE053A01029	The Indian Hotels Company Limited	Leisure Services	15,579	51.68	1.56%	
INE176A01028	Bata India Limited	Consumer Durables	2,800	51.00	1.54%	
INE298A01020	Cummins India Limited	Industrial Products	4,159	49.74	1.50%	
INE117A01022	ABB India Limited	Electrical Equipment	1,500	46.33	1.40%	
INE093I01010	Oberoi Realty Limited	Realty	4,986	45.76	1.38%	
INE159A01016	GlaxoSmithKline Pharmaceuticals Limited	Pharmaceuticals & Biotechnology	3,062	43.62	1.31%	
Subtotal				3,275.72	98.71%	
(b) UNLISTED				NIL	NIL	NIL
Subtotal				NIL	NIL	NIL
Total				3,275.72	98.71%	
Money Market Instruments						
Triparty Repo/ Reverse Repo Instrument						
Triparty Repo						
				98.24	2.96%	
Total				98.24	2.96%	
OTHERS						
Cash Margin - CCIL						
				0.55	0.02%	
Total				0.55	0.02%	
Net Current Assets				(65.79)	-1.69%	
GRAND TOTAL				3,318.72	100.00%	

SCHEME RISK-O-METER

BENCHMARK NAME - S&P BSE 200 TRI
BENCHMARK RISK-O-METER

Monthly Portfolio Statement as on September 30,2022

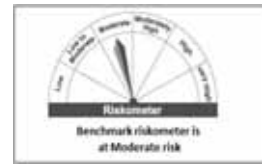
ISIN	Name of the Instrument	Industry / Rating	Quantity	Market/Fair Value (Rs. in Lacs)	% to NAV	YIELD
Debt Instruments						
(a) Listed / awaiting listing on Stock Exchange						
Government Securities						
IN0020220037	7.38% Government of India	SOVEREIGN	2,65,00,000	26,565.16	23.73%	7.31%
IN0020210160	4.93% Government of India	SOVEREIGN	2,10,00,000	20,746.53	18.54%	6.99%
IN0020210244	6.54% Government of India	SOVEREIGN	95,43,400	8,978.11	8.02%	7.43%
IN0020150093	7.59% Government of India	SOVEREIGN	68,97,400	6,967.90	6.23%	7.23%
IN0020210137	5.38% Government of India	SOVEREIGN	70,00,000	6,873.21	6.14%	7.13%
IN2020220025	7.85% State Government Securities	SOVEREIGN	50,00,000	5,083.42	4.54%	7.64%
IN2120220016	7.85% State Government Securities	SOVEREIGN	50,00,000	5,079.24	4.54%	7.61%
IN1620210147	6.96% State Government Securities	SOVEREIGN	39,15,800	3,794.86	3.39%	7.58%
IN0020200278	5.15% Government of India	SOVEREIGN	40,00,000	3,779.13	3.38%	7.16%
IN0020220011	7.1% Government of India	SOVEREIGN	30,00,000	2,957.70	2.64%	7.37%
IN0020220060	7.26% Government of India	SOVEREIGN	25,00,000	2,476.77	2.21%	7.39%
IN1520170227	8.35% State Government Securities	SOVEREIGN	20,00,000	2,067.97	1.85%	7.57%
IN1920160125	7.59% State Government Securities	SOVEREIGN	20,00,000	2,010.89	1.80%	7.45%
IN0020200120	7.42% Government of India	SOVEREIGN	20,00,000	2,002.44	1.79%	7.31%
IN0020210012	5.03% Government of India	SOVEREIGN	20,00,000	1,901.68	1.70%	7.23%
IN3120161424	7.62% State Government Securities	SOVEREIGN	10,00,000	1,006.36	0.90%	7.45%
IN0020150051	7.73% Government of India	SOVEREIGN	9,19,600	938.57	0.84%	7.47%
IN0020190016	7.27% Government of India	SOVEREIGN	4,99,600	500.36	0.45%	7.22%
IN0020060078	8.24% Government of India	SOVEREIGN	4,81,200	496.82	0.44%	7.35%
IN0020190024	7.62% Government of India	SOVEREIGN	4,72,000	476.78	0.43%	7.51%
IN0020210005	6.1% Government of India	SOVEREIGN	5,00,000	459.11	0.41%	7.38%
IN0020060045	8.33% Government of India	SOVEREIGN	3,30,000	353.58	0.32%	7.48%
IN0020050012	7.4% Government of India	SOVEREIGN	3,00,000	298.72	0.27%	7.45%
IN0020210020	6.64% Government of India	SOVEREIGN	3,16,420	296.48	0.26%	7.41%
IN0020170026	6.79% Government of India	SOVEREIGN	2,10,000	205.75	0.18%	7.31%
IN0020160118	6.79% Government of India	SOVEREIGN	1,77,400	171.68	0.15%	7.37%
IN0020200108	7.95% Government of India	SOVEREIGN	1,00,000	103.55	0.09%	7.44%
IN1320190227	6.92% State Government Securities	SOVEREIGN	83,400	79.42	0.07%	7.64%
IN0020200153	5.77% Government of India	SOVEREIGN	85,600	77.76	0.07%	7.32%
IN0020200096	6.19% Government of India	SOVEREIGN	60,200	54.32	0.05%	7.44%
IN0020170042	6.68% Government of India	SOVEREIGN	29,200	27.92	0.02%	7.35%
IN0020180025	7.37% Government of India	SOVEREIGN	20,100	20.17	0.02%	6.67%
IN0020180454	7.26% Government of India	SOVEREIGN	6,700	6.69	0.01%	7.28%
IN0020190362	6.45% Government of India	SOVEREIGN	2,500	2.38	\$0.00%	7.37%
IN0020200294	5.85% Government of India	SOVEREIGN	200	0.18	\$0.00%	7.34%
Subtotal				1,06,861.61	95.48%	
(b) Privately placed / Unlisted						
Subtotal				NIL	NIL	NIL
(c) Securitised Debt						
Subtotal				NIL	NIL	
Total				1,06,861.61	95.48%	
Money Market Instruments						
Triparty Repo Reverse Repo Instrument						
Triparty Repo				4,154.73	3.71%	
Total				4,154.73	3.71%	
OTHERS						
Cash Margin - CCIL						
Total				58.97	0.05%	
Net Current Assets				854.21	0.76%	
GRAND TOTAL				1,11,929.52	100.00%	

\$ Less Than 0.01% of NAV

SCHEME RISK-O-METER



BENCHMARK NAME - CRISIL DYNAMIC GILT INDEX
BENCHMARK RISK-O-METER



Monthly Portfolio Statement as on September 30,2022

ISIN	Name of the Instrument	Industry / Rating	Quantity	Market/Fair Value (Rs. in Lacs)	% to NAV	YIELD
Equity & Equity related						
(a) Listed / awaiting listing on Stock Exchanges						
INE002A01018	Reliance Industries Limited	Petroleum Products	2,61,823	6,225.50	10.84%	
INE040A01034	HDFC Bank Limited	Banks	3,33,908	4,746.00	8.26%	
INE090A01021	ICICI Bank Limited	Banks	5,28,713	4,557.51	7.93%	
INE009A01021	Infosys Limited	IT - Software	2,77,790	3,926.42	6.84%	
INE001A01036	Housing Development Finance Corporation Limited	Finance	1,37,619	3,148.38	5.48%	
INE467B01029	Tata Consultancy Services Limited	IT - Software	77,745	2,335.89	4.07%	
INE154A01025	ITC Limited	Diversified FMCG	6,68,034	2,219.21	3.86%	
INE237A01028	Kotak Mahindra Bank Limited	Banks	1,11,501	2,028.43	3.53%	
INE030A01027	Hindustan Unilever Limited	Diversified FMCG	67,752	1,826.90	3.18%	
INE018A01030	Larsen & Toubro Limited	Construction	91,703	1,694.40	2.95%	
INE062A01020	State Bank of India	Banks	2,91,209	1,545.15	2.69%	
INE397D01024	Bharti Airtel Limited	Telecom - Services	1,85,749	1,485.81	2.59%	
INE296A01024	Bajaj Finance Limited	Finance	20,215	1,482.92	2.58%	
INE238A01034	Axis Bank Limited	Banks	2,00,473	1,469.87	2.56%	
INE021A01026	Asian Paints Limited	Consumer Durables	34,210	1,143.45	1.99%	
INE101A01026	Mahindra & Mahindra Limited	Automobiles	72,640	921.22	1.60%	
INE585B01010	Maruti Suzuki India Limited	Automobiles	10,086	890.41	1.55%	
INE280A01028	Titan Company Limited	Consumer Durables	31,663	825.44	1.44%	
INE044A01036	Sun Pharmaceutical Industries Limited	Pharmaceuticals & Biotechnology	81,932	777.25	1.35%	
INE91801026	Bajaj Finserv Limited	Finance	45,930	770.87	1.34%	
INE660A01027	HCL Technologies Limited	IT - Software	80,310	745.77	1.30%	
INE423A01024	Adani Enterprises Limited	Metals & Minerals Trading	20,762	717.48	1.25%	
INE081A01020	Tata Steel Limited	Ferrous Metals	6,12,077	607.79	1.06%	
INE095A01012	IndusInd Bank Limited	Banks	49,415	585.67	1.02%	
INE733E01010	NTPC Limited	Power	3,60,550	575.62	1.00%	
INE155A01022	Tata Motors Limited	Automobiles	1,36,092	550.63	0.96%	
INE732E01010	Power Grid Corporation of India Limited	Power	2,59,366	550.38	0.96%	
INE481G01011	UltraTech Cement Limited	Cement & Cement Products	8,762	548.07	0.95%	
INE239A01016	Nestle India Limited	Food Products	2,707	518.25	0.90%	
INE669C01036	Tech Mahindra Limited	IT - Software	48,000	484.13	0.84%	
INE047A01021	Grasim Industries Limited	Cement & Cement Products	28,475	476.91	0.83%	
INE059A01026	Cipla Limited	Pharmaceuticals & Biotechnology	41,030	457.46	0.80%	
INE019A01038	JSW Steel Limited	Ferrous Metals	71,537	451.86	0.79%	
INE742F01042	Adani Ports and Special Economic Zone Limited	Transport Infrastructure	54,500	447.25	0.78%	
INE075A01022	Wipro Limited	IT - Software	1,12,389	443.09	0.77%	
INE038A01020	Hindalco Industries Limited	Non - Ferrous Metals	1,10,840	432.89	0.75%	
INE123W01016	SBI Life Insurance Company Limited	Insurance	34,172	427.30	0.74%	
INE089A01023	Dr. Reddy's Laboratories Limited	Pharmaceuticals & Biotechnology	9,220	399.75	0.70%	
INE068A01021	Eicher Motors Limited	Automobiles	10,583	388.57	0.68%	
INE795G01014	HDFC Life Insurance Company Limited	Insurance	71,754	380.62	0.66%	
INE213A01029	Oil & Natural Gas Corporation Limited	Oil	2,95,937	375.25	0.65%	
INE192A01025	Tata Consumer Products Limited	Agricultural Food & other Products	45,455	364.94	0.64%	
INE361B01024	Div's Laboratories Limited	Pharmaceuticals & Biotechnology	9,669	356.26	0.62%	
INE216A01030	Birlasoft Industries Limited	Food Products	8,866	344.18	0.60%	
INE917I01010	Bajaj Auto Limited	Automobiles	9,728	343.18	0.60%	
INE437A01024	Apollo Hospitals Enterprise Limited	Healthcare Services	7,747	339.58	0.59%	
INE522F01014	Coal India Limited	Consumable Fuels	1,59,001	337.48	0.59%	
INE628A01036	UPL Limited	Fertilizers & Agrochemicals	40,441	271.78	0.47%	
INE158A01026	Hero MotoCorp Limited	Automobiles	9,856	251.25	0.44%	
INE029A01011	Bharat Petroleum Corporation Limited	Petroleum Products	72,429	220.76	0.38%	
Subtotal				57,420.18	99.95%	
(b) UNLISTED						
Subtotal				0.00	0.00%	
Total				57,420.18	99.95%	
Money Market Instruments						
Triparty Repo/ Reverse Repo Instrument						
Triparty Repo						
Total				213.21	0.37%	
OTHERS						
Cash Margin - CCIL						
Total				1.23	0.00%	
Net Current Assets				(196.33)	-0.32%	
GRAND TOTAL				57,438.29	100.00%	

§ Less Than 0.01% of NAV

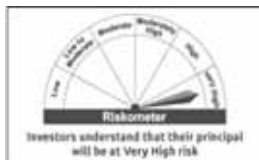
This is with reference to Gazette notification (Reference no: G.S.R.174(E)) issued by Ministry of Finance on 13th March 2020, for Yes Bank Limited reconstruction scheme, 2020. As per point 3(B)(a) of the notification, there shall be a lock-in period of three years from the commencement of the above said scheme to the extent of 75% of shares held by existing shareholders on the date of commencement of the scheme which came into force from March 13,2020. Taking into account the above development, the valuation committee of Nippon India Mutual Fund has decided to markdown the 75% locked-in shares of YES Bank to ZERO, as on March 16, 2020.

For any future distribution of realised proceeds of these locked-in YES Bank shares to the underlying unitholders, following Reconstituted Portfolio was created

ISIN	Name of the Instrument	Industry / Rating	Quantity	Market/Fair Value (Rs. in Lacs)	% to NAV
Equity & Equity related					
(a) Listed / awaiting listing on Stock Exchanges					
INE528G01035	Yes Bank Limited	Banks	55578	0	0.00%
Total				0	0.00%
Net Current Assets				0	0.00%
GRAND TOTAL				0	0.00%

BENCHMARK NAME - NIFTY 50 TRI
BENCHMARK RISK-O-METER

SCHEME RISK-O-METER

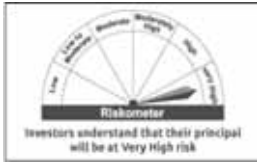


Monthly Portfolio Statement as on September 30,2022

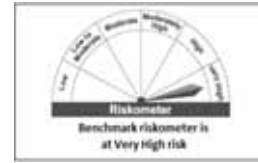
ISIN	Name of the Instrument	Industry / Rating	Quantity	Market/Fair Value (Rs. in Lacs)	% to NAV	YIELD
	(a) Listed / awaiting listing on Stock Exchanges					
INE974X01010	Tube Investments of India Limited	Auto Components	32.67,559	89,673.26	4.05%	
INE044010111	KPIT Technologies Limited	IT - Software	70,00,000	46,193.00	2.08%	
INE511C01022	Poonawalla Fincorp Limited	Finance	1,39,87,931	42,775.09	1.93%	
INE688Y01026	Fine Organic Industries Limited	Chemicals & Petrochemicals	6,06,377	42,240.79	1.91%	
INE110J01012	Tejas Networks Limited	Telecom - Equipment & Accessories	67,63,687	38,844.44	1.74%	
INE040A01034	HDFC Bank Limited	Banks	27,00,000	38,376.45	1.73%	
INE193E01025	Bajaj Electricals Limited	Consumer Durables	30,62,071	36,812.22	1.66%	
INE741K01010	CredentAccess Grameen Limited	Finance	35,92,168	35,709.74	1.61%	
INE048G01026	Navin Fluorine International Limited	Chemicals & Petrochemicals	7,87,244	35,353.95	1.60%	
INE028A01039	Bank of Baroda	Banks	2,50,45,248	33,159.91	1.50%	
INE768C01010	Zybus Wellness Limited	Food Products	20,33,449	33,014.27	1.49%	
INE325A01013	Timken India Limited	Industrial Products	10,67,270	32,745.98	1.46%	
INE119A01028	Balrampur Chini Mills Limited	Agricultural Food & other Products	92,91,212	32,305.54	1.46%	
INE161A01038	NIIT Limited	Other Consumer Services	1,00,36,413	31,549.46	1.42%	
INE120A01034	Carborundum Universal Limited	Industrial Products	32,65,582	29,272.68	1.32%	
INE062A01020	State Bank of India	Banks	54,00,000	28,652.40	1.29%	
INE340A01012	Birla Corporation Limited	Cement & Cement Products	29,14,383	27,830.64	1.26%	
INE00WC01027	Affle (India) Limited	IT - Services	21,02,622	26,517.22	1.20%	
INE142Z01019	Orient Electric Limited	Consumer Durables	97,06,033	26,487.76	1.20%	
INE936N01020	Dixon Technologies (India) Limited	Consumer Durables	6,00,000	26,229.60	1.18%	
INE238A01034	Axis Bank Limited	Banks	35,00,000	25,862.00	1.17%	
INE068F01012	Hindustan Aeronautics Limited	Aerospace & Defense	10,60,451	24,865.52	1.12%	
INE738I01010	eClerx Services Limited	Commercial Services & Supplies	17,26,695	24,601.09	1.11%	
INE736A01011	Central Depository Services (India) Limited	Capital Markets	19,64,859	24,480.18	1.10%	
INE671A01010	Honeywell Automation India Limited	Industrial Manufacturing	60,477	24,193.31	1.09%	
INE288B01029	Deepak Nitrite Limited	Chemicals & Petrochemicals	11,86,502	24,157.18	1.09%	
INE811A01020	Kiorkar Pneumatic Company Limited	Industrial Products	41,52,361	23,806.17	1.07%	
INE825A01020	Yardham Textiles Limited	Textiles & Apparel	69,16,317	23,335.65	1.05%	
INE44F01028	Radico Khaitan Limited	Beverages	22,28,907	23,287.62	1.05%	
INE930H01031	K.P.R. Mill Limited	Textiles & Apparel	42,93,622	23,013.81	1.04%	
INE018A01030	Larsen & Toubro Limited	Construction	12,37,030	22,856.60	1.03%	
INE745C01035	Multi Commodity Exchange of India Limited	Capital Markets	18,51,010	22,559.18	1.02%	
INE293A01024	Bharat Electronics Limited	Aerospace & Defense	2,22,78,000	22,489.64	1.01%	
INE138B01020	Cyient Limited	IT - Services	25,75,204	20,418.79	0.92%	
INE036D01028	Karur Vysya Bank Limited	Banks	2,48,31,146	20,237.38	0.91%	
INE668F01031	Jyothy Labs Limited	Household Products	1,02,67,618	19,349.33	0.87%	
INE053A01029	The Indian Hotels Company Limited	Leisure Services	56,64,222	18,788.22	0.86%	
INE30A01012	Sapphire India Limited	Leisure Services	12,24,484	18,348.88	0.83%	
INE088F01024	Paradeep Phosphates Limited	Fertilizers & Agrochemicals	2,92,99,855	18,151.26	0.82%	
INE055A01016	Century Textiles & Industries Limited	Paper, Forest & Jute Products	21,67,490	17,571.84	0.79%	
INE473A01011	Linde India Limited	Chemicals & Petrochemicals	5,24,769	17,379.30	0.78%	
INE372A01015	Apar Industries Limited	Electrical Equipment	12,96,240	16,819.36	0.76%	
INE292A01010	H.G. Infra Engineering Limited	Construction	28,35,590	16,785.28	0.76%	
INE370A01021	West Coast Paper Mills Limited	Paper, Forest & Jute Products	13,40,491	16,630.22	0.75%	
INE235A01022	Finolex Cables Limited	Industrial Products	35,12,127	16,489.44	0.74%	
INE536H01010	Mahindra CE Automotive Limited	Auto Components	59,72,628	16,475.49	0.74%	
INE280B01018	Elastas Beck India Limited	Industrial Products	3,97,643	16,429.22	0.74%	
INE301A01014	Raymond Limited	Textiles & Apparel	16,00,000	16,424.00	0.74%	
INE283J01028	SIS Limited	Commercial Services & Supplies	16,42,979	16,420.54	0.74%	
INE199A01012	Procter & Gamble Health Limited	Pharmaceuticals & Biotechnology	3,93,904	16,177.44	0.73%	
INE538A01023	Grindwell Norton Limited	Industrial Products	7,79,836	16,096.98	0.73%	
INE613A01020	Rallis India Limited	Fertilizers & Agrochemicals	75,42,054	15,860.94	0.72%	
INE045J01026	Finetex Chemical Limited	Chemicals & Petrochemicals	44,40,484	15,621.62	0.70%	
INE319D01049	Ajanta Pharma Limited	Pharmaceuticals & Biotechnology	12,21,700	15,545.52	0.70%	
INE079A01024	Ambuja Cements Limited	Cement & Cement Products	30,00,000	15,458.00	0.70%	
INE570A01014	ION Exchange (India) Limited	Construction	7,05,821	15,203.38	0.69%	
INE320J01015	RITES Limited	Construction	46,38,329	15,141.83	0.68%	
INE462A01022	Bayer Cropscience Limited	Fertilizers & Agrochemicals	3,01,655	14,729.96	0.66%	
INE732A01036	Kiorkar Brothers Limited	Industrial Products	42,78,923	14,689.54	0.66%	
INE549H01012	Vijaya Transformers Limited	Electrical Equipment	5,53,486	14,413.88	0.65%	
INE758T01015	Zomato Limited	Retailing	2,27,23,500	14,168.10	0.64%	
INE419M01019	TD Power Systems Limited	Electrical Equipment	22,45,064	13,711.73	0.62%	
INE182A01018	Pfizer Limited	Pharmaceuticals & Biotechnology	3,16,412	13,496.08	0.61%	
INE449A01011	Automotive Axles Limited	Auto Components	6,91,000	13,461.03	0.61%	
INE182A01025	Tata Consumer Products Limited	Agricultural Food & other Products	16,50,000	13,247.03	0.60%	
INE701A01012	Widhi Telelink Limited	Telecom - Services	13,078,928	13,078.92	0.60%	
INE638B01018	Polyplex Corporation Limited	Industrial Products	6,57,517	13,025.08	0.59%	
INE674A01014	Tata Steel Long Products Limited	Industrial Products	21,00,416	12,859.80	0.58%	
INE634A01018	Honda India Power Products Limited	Industrial Manufacturing	8,48,943	12,709.95	0.57%	
INE795J01014	HDF Life Insurance Company Limited	Insurance	22,83,730	12,114.05	0.56%	
INE054A01027	VIP Industries Limited	Consumer Durables	12,09,467	12,009.63	0.54%	
INE877G01027	Gokaldas Exports Limited	Textiles & Apparel	34,50,000	12,009.45	0.54%	
INE858B01029	ISGEC Heavy Engineering Limited	Construction	23,12,358	11,700.53	0.53%	
INE0JUS01029	Harsha Engineers International Limited	Industrial Products	24,91,613	11,505.02	0.52%	
INE150G01020	Lux Industries Limited	Textiles & Apparel	6,49,960	11,397.70	0.51%	
INE65D01014	Gooding Agrovet Limited	Food Products	22,02,158	11,312.64	0.51%	
INE258B01022	FDC Limited	Pharmaceuticals & Biotechnology	42,44,775	11,201.96	0.50%	
INE438A01020	Asahi India Glass Limited	Auto Components	17,60,544	11,182.10	0.50%	
INE085A01013	Chambal Fertilizers & Chemicals Limited	Fertilizers & Agrochemicals	3,00,000	10,541.85	0.48%	
INE955D01029	GEN Pur Power Infrastructures Limited	Electrical Equipment	1,29,75,000	10,425.41	0.47%	
INE884I01014	MAR TechnoLogies Limited	Aerospace & Defense	6,26,284	9,886.47	0.46%	
INE071A01025	Prig Industries Limited	Industrial Manufacturing	23,35,860	9,741.12	0.45%	
INE262H01013	Persistent Systems Limited	IT - Software	3,00,000	9,723.60	0.44%	
INE202Z01029	Sundaram Finance Holdings Limited	Finance	93,93,640	9,713.02	0.44%	
INE838A01012	The India Cements Limited	Cement & Cement Products	35,44,220	9,538.84	0.43%	
INE257A01026	Bharat Heavy Electricals Limited	Electrical Equipment	1,57,56,224	9,437.98	0.43%	
INE0B1901018	Jubilant Ingria Limited	Chemicals & Petrochemicals	18,28,730	9,427.10	0.43%	
INE93K01021	Bajaj Consumer Care Limited	Personal Products	5,941,888	9,269.35	0.42%	
INE220B01022	Kalpalpur Power Transmission Limited	Construction	21,96,172	9,254.67	0.42%	
INE764D01017	V.S.T. Tilers Tractors Limited	Agricultural, Commercial & Construction Vehicles	41,16,991	9,249.46	0.42%	
INE643A01035	Jtkt India Limited	Auto Components	89,17,445	9,242.93	0.42%	
INE873D01024	Indoco Remedies Limited	Pharmaceuticals & Biotechnology	27,44,559	8,999.41	0.41%	
INE01CM01018	elluc Limited	IT - Services	27,35,561	8,990.57	0.41%	
INE59M01018	Just Dial Limited	Retailing	15,45,245	8,791.67	0.40%	
INE563J01010	Astec LifeSciences Limited	Fertilizers & Agrochemicals	4,68,589	8,679.91	0.39%	
INE203A01020	Astrazeneca Pharma India Limited	Pharmaceuticals & Biotechnology	2,66,902	8,304.79	0.37%	
INE00IN01015	Stove Kraft Limited	Consumer Durables	12,76,501	8,289.60	0.37%	
INE752H01013	CARE Ratings Limited	Capital Markets	16,37,734	8,293.06	0.37%	
INE256C01024	Titli Engineering & Industries Limited	Agricultural Food & other Products	91,77,886	8,077.88	0.36%	
INE791O01019	Brigade Enterprises Limited	Realty	15,09,548	7,679.07	0.35%	
INE572A01028	JB Chemicals & Pharmaceuticals Limited	Pharmaceuticals & Biotechnology	3,81,920	7,332.10	0.33%	
INE195J01029	PNC InfraLink Limited	Construction	26,47,494	7,019.83	0.32%	
INE337A01024	LG Balakrishnan & Bros Limited	Auto Components	8,90,918	6,831.56	0.31%	
INE06V01023	CSO Limited	Pharmaceuticals & Biotechnology	3,18,075	6,656.83	0.30%	
INE768P01016	Mahindra Logistics Limited	Transport Services	12,53,532	6,516.49	0.29%	
INE876N01018	Orient Cement Limited	Cement & Cement Products	49,63,498	6,435.18	0.29%	
INE522F01014	Coal India Limited	Consumable Fuels	30,00,000	6,367.50	0.29%	
INE188B01011	INEOS Styrolution India Limited	Chemicals & Petrochemicals	7,03,211	6,144.31	0.28%	
INE084H01019	Thyrocare Technologies Limited	Healthcare Services	8,77,377	6,144.27	0.28%	
INE089C01029	Sterile Technologies Limited	Telecom - Services	36,611,068	6,033.50	0.27%	
INE306R01017	Intellect Design Arena Limited	IT - Software	11,48,025	5,939.88	0.27%	
INE493A01027	Tata Coffee Limited	Agricultural Food & other Products	26,39,365	5,934.61	0.27%	
INE278H01035	Sandhar Technologies Limited	Auto Components	26,25,852	5,904.23	0.27%	
INE637C01025	Pokarna Limited	Consumer Durables	12,23,645	5,787.23	0.26%	
INE07R001027	Supra Industries Limited	Pharmaceuticals & Biotechnology	19,11,286	5,734.81	0.26%	
INE389H01022	KEC International Limited	Electrical Equipment	11,24,667	5,058.19	0.23%	
INE348W01013	Apex Frozen Foods Limited	Food Products	16,48,797	4,914.24	0.22%	
INE0JAO01018	Venus Pipes And Tubes Limited	Industrial Products	8,59,438	4,886.33	0.22%	
INE217L01019	Shriram Properties Limited	Realty	61,32,475	4,574.83	0.21%	
INE386A01015	Vesuvius India Limited	Industrial Products	2,88,000	4,504.90	0.20%	
INE621L01012	Titmasco Rail & Engineering Limited	Industrial Manufacturing	86,97,917	4,409.84	0.20%	
INE438A01022	Apollo Tyres Limited	Auto Components	15,75,749	4,391.61	0.20%	
INE123W01016	SBI Life Insurance Company Limited	Insurance	3,43,185	4,291.36	0.19%	
INE645S01016	Rolex Rings Limited	Auto Components	1,97,316	4,102.79	0.19%	
INE884B01025	Kiorkar Ferrous Industries Limited	Ferrous Metals	15,00,700	3,984.36	0.18%	
INE484A01021	CEISO Limited	Power	49,77,000	3,847.22	0.17%	
INE152A01029	Thermax Limited	Electrical Equipment	1,75,830	3,814.63	0.17%	
INE914M01019	Aster DM Healthcare Limited	Healthcare Services	15,05,620	3,800.18	0.17%	
INE442H01029	Ashoka Buildcon Limited	Construction	46,20,684	3,613.37	0.16%	
INE287B01021	Subros Limited	Auto Components	9,85,000	3,583.43	0.16%	
INE442Z01021	Tarsons Products Limited	Healthcare Equipment & Supplies	4,36,317	3,574.69	0.16%	
INE01Y01017	Life Insurance Corporation Of India	Insurance	5,56,885	3,515.34	0.16%	
INE045601015	Paras Defence and Space Technologies Limited	Aerospace & Defense	4,87,900	3,404.57	0.15%	
INE086A01029	Electrosteel Castings Limited	Industrial Products	91,64,642	3,340.51	0.15%	
INE491A01021	City Union Bank Limited	Banks	18,95,475	3,300.02	0.15%	
INE878B01027	KEI Industries Limited	Industrial Products	2,23,377	3,228.47	0.15%	
INE871C01038	Avanti Foods Limited	Food Products	2,93,089	2,950.88	0.13%	

			NIL	NIL	NIL
	Subtotal				
	Total		21,32,405.38	96.23%	
	Money Market Instruments				
	Triparty Repo/ Reverse Repo Instrument				
	Triparty Repo		86,424.54	3.90%	
	Total		86,424.54	3.90%	
	OTHERS				
	Cash Margin - Derivatives		500.00	0.02%	
	Cash Margin - CCL		487.62	0.02%	
	Total		987.62	0.04%	
	Net Current Assets		(3,373.40)	-0.17%	
	GRAND TOTAL		22,15,838.14	100.00%	

SCHEME RISK-O-METER



**BENCHMARK NAME - NIFTY SMALLCAP 250 TRI
BENCHMARK RISK-O-METER**

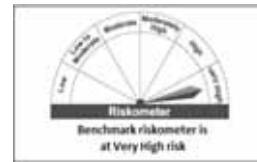


Monthly Portfolio Statement as on September 30,2022

ISIN	Name of the Instrument	Industry / Rating	Quantity	Market/Fair Value (Rs. in Lacs)	% to NAV	YIELD
Equity & Equity related						
(a) Listed / awaiting listing on Stock Exchanges						
INE002A01018	Reliance Industries Limited	Petroleum Products	1,74,380	4,146.23	12.58%	
INE040A01034	HDFC Bank Limited	Banks	2,21,914	3,156.50	9.58%	
INE090A01021	ICICI Bank Limited	Banks	3,51,712	3,034.57	9.21%	
INE009A01021	Infosys Limited	IT - Software	1,85,018	2,614.49	7.93%	
INE014A01036	Housing Development Finance Corporation Limited	Finance	91,706	2,099.81	6.37%	
INE467B01029	Tata Consultancy Services Limited	IT - Software	51,781	1,555.81	4.72%	
INE154A01025	ITC Limited	Diversified FMCG	4,44,221	1,474.81	4.47%	
INE237A01028	Kotak Mahindra Bank Limited	Banks	72,257	1,315.98	3.99%	
INE030A01027	Hindustan Unilever Limited	Diversified FMCG	45,125	1,216.95	3.69%	
INE018A01030	Larsen & Toubro Limited	Construction	61,077	1,129.13	3.43%	
INE238A01034	Axis Bank Limited	Banks	1,39,715	1,024.81	3.11%	
INE062A01020	State Bank of India	Banks	1,89,446	1,006.05	3.05%	
INE397D01024	Bharti Airtel Limited	Telecom - Services	1,23,716	989.42	3.00%	
INE296A01024	Bajaj Finance Limited	Finance	13,464	987.93	3.00%	
INE021A01026	Asian Paints Limited	Consumer Durables	22,785	761.51	2.31%	
INE101A01026	Mahindra & Mahindra Limited	Automobiles	48,381	613.81	1.86%	
INE585B01010	Maruti Suzuki India Limited	Automobiles	6,718	592.77	1.80%	
INE280A01028	Titan Consumer Durables	Consumer Durables	21,089	549.70	1.67%	
INE91801026	Bajaj Finserv Limited	Finance	31,367	526.53	1.60%	
INE044A01036	Sun Pharmaceutical Industries Limited	Pharmaceuticals & Biotechnology	54,568	517.85	1.57%	
INE660A01027	HCL Technologies Limited	IT - Software	53,489	498.81	1.51%	
INE031A01020	Tata Steel Limited	Ferrous Metals	4,07,302	404.54	1.23%	
INE095A01012	Indusind Bank Limited	Banks	32,909	390.40	1.18%	
INE733E01010	NTPC Limited	Power	2,40,141	383.63	1.16%	
INE752E01010	Power Grid Corporation of India Limited	Power	1,72,749	386.49	1.11%	
INE481G01011	UltraTech Cement Limited	Cement & Cement Products	5,836	364.74	1.11%	
INE239A01016	Nestle India Limited	Food Products	1,903	344.82	1.05%	
INE669C01036	Tech Mahindra Limited	IT - Software	31,957	322.19	0.98%	
INE075A01022	Wipro Limited	IT - Software	74,833	295.07	0.90%	
INE089A01023	Dr. Reddy's Laboratories Limited	Pharmaceuticals & Biotechnology	6,141	266.15	0.81%	
Subtotal				32,951.30	99.98%	
(b) UNLISTED						
Subtotal				NIL	NIL	NIL
Total				32,951.30	99.98%	
Money Market Instruments						
Triparty Repo/ Reverse Repo Instrument						
Triparty Repo				242.89	0.74%	
Total				242.89	0.74%	
OTHERS						
Cash Margin - CCIL				1.38	\$0.00%	
Total				1.38	0.00%	
Net Current Assets				(229.65)	-0.72%	
GRAND TOTAL				32,965.32	100.00%	

\$ Less Than 0.01% of NAV

SCHEME RISK-O-METER

BENCHMARK NAME - S&P BSE SENSEX TRI
BENCHMARK RISK-O-METER

Monthly Portfolio Statement as on September 30,2022

ISIN	Name of the Instrument	Industry / Rating	Quantity	Market/Fair Value (Rs. in Lacs)	% to NAV	YIELD
	Equity & Equity related					
	(a) Listed / awaiting listing on Stock Exchanges					
INE090A01021	ICIICI Bank Limited	Banks	45.07,250	38,852.50	4.23%	
INE423A01024	Adani Enterprises Limited	Metals & Minerals Trading	10,29,500	35,576.95	3.87%	
INE742F01042	Adani Ports and Special Economic Zone Limited	Transport Infrastructure	41,33,750	33,923.62	3.69%	
INE002A01018	Reliance Industries Limited	Petroleum Products	11,82,250	28,110.95	3.06%	
INE040A01034	HDFC Bank Limited	Banks	18,19,860	25,867.85	2.80%	
INE585B01010	Maruti Suzuki India Limited	Automobiles	2,73,000	24,100.85	2.62%	
INE237A01028	Kotak Mahindra Bank Limited	Banks	11,82,800	21,517.50	2.34%	
INE860A01027	HCL Technologies Limited	IT - Software	2,15,100	20,055.78	2.18%	
INE487B01029	Tata Consultancy Services Limited	IT - Software	5,44,950	16,373.30	1.78%	
INE056A01012	Indusind Bank Limited	Banks	13,42,800	15,914.87	1.73%	
INE256A01028	Zee Entertainment Enterprises Limited	Entertainment	55,83,000	14,412.51	1.57%	
INE628A01036	UPL Limited	Fertilizers & Agrochemicals	19,77,300	13,288.44	1.45%	
INE079A01024	Ambuja Cements Limited	Cement & Cement Products	25,20,000	12,993.12	1.42%	
INE238A01034	Axis Bank Limited	Banks	15,88,800	11,649.08	1.27%	
INE047A01021	Grasim Industries Limited	Cement & Cement Products	6,34,125	10,620.04	1.16%	
INE927I01019	IDFC First Bank Limited	Banks	2,10,90,000	10,513.37	1.15%	
INE066F01012	Hindustan Aeronautics Limited	Aerospace & Defense	4,36,050	10,224.72	1.11%	
INE018H01017	MindTree Limited	IT - Software	3,07,200	9,704.91	1.06%	
INE849A01020	Trent Limited	Retailing	6,24,950	8,874.29	0.97%	
INE296A01024	Bajaj Finance Limited	Finance	1,20,750	8,857.92	0.96%	
INE647A01010	SRF Limited	Chemicals & Petrochemicals	3,46,500	8,674.45	0.94%	
INE765G01017	ICI Lombard General Insurance Company Limited	Insurance	6,91,900	7,964.81	0.87%	
INE406A01037	Aurobindo Pharma Limited	Pharmaceuticals & Biotechnology	15,58,000	7,855.15	0.87%	
INE043D01016	IDFC Limited	Finance	1,12,50,000	7,464.38	0.81%	
INE001A01036	Housing Development Finance Corporation Limited	Finance	3,16,200	7,233.87	0.79%	
INE749A01030	Jindal Steel & Power Limited	Ferrous Metals	16,21,250	6,948.88	0.76%	
INE009A01021	Infosys Limited	IT - Software	4,74,800	6,706.23	0.73%	
INE257A01026	Bharat Heavy Electricals Limited	Electrical Equipment	1,09,62,000	6,566.24	0.72%	
INE171A01029	The Federal Bank Limited	Banks	54,80,000	6,507.50	0.71%	
INE021A01026	Asian Paints Limited	Consumer Durables	1,88,200	6,290.49	0.69%	
INE044A01036	Sun Pharmaceutical Industries Limited	Pharmaceuticals & Biotechnology	6,44,700	6,115.95	0.67%	
INE245A01021	Tata Power Company Limited	Power	27,43,875	5,940.49	0.65%	
INE018A01030	Geometric & Toubro Limited	Construction	2,95,000	5,515.38	0.60%	
INE271C01023	DLF Limited	Realty	14,56,950	5,196.94	0.57%	
INE134E01011	Power Finance Corporation Limited	Finance	49,10,400	5,136.28	0.56%	
INE092A01019	Tata Chemicals Limited	Chemicals & Petrochemicals	4,63,000	5,114.99	0.56%	
INE854A01024	United Spirits Limited	Beverages	5,28,125	4,448.40	0.48%	
INE160A01022	Punjab National Bank	Banks	11,48,000	4,198.86	0.46%	
INE028A01039	Bank of Baroda	Banks	31,35,000	4,151.53	0.45%	
INE776C01039	GMR Infrastructure Limited	Transport Infrastructure	1,15,20,000	4,095.36	0.45%	
INE016A01026	Dabur India Limited	Personal Products	6,30,000	3,609.59	0.39%	
INE121A01024	Cholamandalam Investment and Finance Company Ltd	Finance	4,92,500	3,606.09	0.39%	
INE265A01025	Vedanta Limited	Diversified Metals	12,96,900	3,507.69	0.38%	
INE030A01027	Hindalco Industries Limited	Diversified FMCG	1,27,800	3,445.06	0.38%	
INE646L01027	InterGlobe Aviation Limited	Transport Services	1,84,500	3,423.03	0.37%	
INE117A01022	ABB India Limited	Electrical Equipment	1,05,000	3,242.82	0.35%	
INE075A01022	Wipro Limited	IT - Software	7,92,000	3,122.46	0.34%	
INE176A01028	Balra India Limited	Consumer Durables	1,70,225	3,100.65	0.34%	
INE114A01011	Steel Authority of India Limited	Ferrous Metals	40,08,000	3,078.14	0.34%	
INE028A01029	Ashok Leyland Limited	Agricultural, Commercial & Construction Vehicles	18,85,000	3,030.10	0.33%	
INE081A01020	Tata Steel Limited	Ferrous Metals	30,43,000	3,021.70	0.33%	
INE012A01025	ACC Limited	Cement & Cement Products	1,20,750	2,916.90	0.32%	
INE022Q01020	Indian Energy Exchange Limited	Capital Markets	20,36,250	2,892.49	0.32%	
INE545G01014	Bandhan Bank Limited	Banks	10,89,200	2,850.49	0.31%	
INE124G01033	Delta Corp Limited	Leisure Services	14,12,000	2,801.80	0.31%	
INE113A01013	Gujarat Narmada Valley Fertilizers and Chemicals Limited	Chemicals & Petrochemicals	4,30,300	2,761.02	0.30%	
INE062A01020	State Bank of India	Banks	5,19,000	2,753.81	0.30%	
INE361B01024	Div's Laboratories Limited	Pharmaceuticals & Biotechnology	73,840	2,734.44	0.30%	
INE424H01027	Sun TV Network Limited	Entertainment	5,37,000	2,732.52	0.30%	
INE139A01034	National Aluminium Company Limited	Non - Ferrous Metals	37,14,500	2,648.44	0.29%	
INE053A01029	The Indian Hotels Company Limited	Leisure Services	7,68,202	2,548.13	0.28%	
INE795G01014	HDFC Life Insurance Company Limited	Insurance	4,74,100	2,514.86	0.27%	
INE203G01027	Indraprastha Gas Limited	Gas	6,32,500	2,509.76	0.27%	
INE094A01015	Hindustan Petroleum Corporation Limited	Petroleum Products	11,52,900	2,493.72	0.27%	
INE885A01032	Amara Raja Batteries Limited	Auto Components	4,96,000	2,445.18	0.27%	
INE49L01015	L.T. Finance Holdings Limited	Finance	31,59,096	2,359.84	0.26%	
INE151A01013	Tata Communications Limited	Telecom - Services	2,02,500	2,330.37	0.25%	
INE477A01020	Can Fin Homes Limited	Finance	4,71,900	2,264.18	0.25%	
INE263A01024	Bharat Electronics Limited	Aerospace & Defense	21,77,400	2,198.09	0.24%	
INE603Q01030	PI Industries Limited	Fertilizers & Agrochemicals	77,750	2,181.30	0.24%	
INE347D01011	Aditya Birla Fashion and Retail Limited	Retailing	5,85,400	2,076.54	0.23%	
INE41G01011	UltraTech Cement Limited	Cement & Cement Products	31,100	1,945.34	0.21%	
INE522F01014	Coal India Limited	Consumable Fuels	8,52,600	1,809.64	0.20%	
INE302A01020	Exide Industries Limited	Auto Components	11,12,400	1,745.91	0.19%	
INE115A01026	LIC Housing Finance Limited	Finance	4,08,000	1,688.51	0.18%	
INE725E01010	NTPC Limited	Power	10,20,300	1,628.91	0.18%	
INE164A01025	ITC Limited	Diversified FMCG	4,86,400	1,555.82	0.18%	
INE463A01038	Berger Paints (I) Limited	Consumer Durables	2,59,600	1,601.73	0.17%	
INE49L01017	AU Small Finance Bank Limited	Banks	2,54,000	1,572.77	0.17%	
INE774D01024	Mahindra & Mahindra Financial Services Limited	Finance	8,32,000	1,541.28	0.17%	
INE376G01013	Biocon Limited	Pharmaceuticals & Biotechnology	5,22,100	1,519.95	0.17%	
INE522D01027	Manipal Finance Limited	Finance	15,00,000	1,461.75	0.16%	
INE242A01010	Indian Oil Corporation Limited	Petroleum Products	21,15,750	1,416.49	0.15%	
INE038A01020	Hindalco Industries Limited	Non - Ferrous Metals	3,62,275	1,414.87	0.15%	
INE855B01025	Rain Industries Limited	Chemicals & Petrochemicals	8,57,500	1,401.58	0.15%	
INE226A01021	Voltaas Limited	Consumer Durables	1,48,500	1,346.08	0.15%	
INE669E01016	Vodafone Idea Limited	Telecom - Services	14,77,000	1,299.76	0.14%	
INE111A01025	Container Corporation of India Limited	Transport Services	1,81,000	1,288.06	0.14%	
INE854A01023	NMDC Limited	Minerals & Mining	9,68,150	1,236.81	0.13%	
INE347G01014	Petronet LNG Limited	Gas	6,15,000	1,229.39	0.13%	
INE437A01024	Apollo Hospitals Enterprise Limited	Healthcare Services	28,000	1,227.35	0.13%	
INE484J01027	Godrej Properties Limited	Realty	98,800	1,179.57	0.13%	
INE854A01028	Torrent Pharmaceuticals Limited	Pharmaceuticals & Biotechnology	73,000	1,138.69	0.12%	
INE085A01013	Chambal Fertilizers & Chemicals Limited	Fertilizers & Agrochemicals	3,52,500	1,126.06	0.12%	
INE775A01035	Samvardhana Motherson International Limited	Auto Components	10,21,500	1,113.44	0.12%	
INE148H01020	Indiabulls Housing Finance Limited	Finance	8,88,000	1,054.50	0.11%	
INE018B01027	Zydus Lifesciences Limited	Pharmaceuticals & Biotechnology	2,62,800	1,016.77	0.11%	
INE725E01010	Power Grid Corporation of India Limited	Power	4,45,500	945.35	0.10%	
INE101A01026	Mahindra & Mahindra Limited	Automobiles	72,800	920.25	0.10%	
INE358A01014	Abbott India Limited	Pharmaceuticals & Biotechnology	4,440	849.78	0.09%	
INE003A01024	Siemens Limited	Electrical Equipment	27,775	769.59	0.08%	
INE029A01011	Bharat Petroleum Corporation Limited	Petroleum Products	2,48,400	757.12	0.08%	
INE836A01035	Blisssoft Limited	IT - Software	257,400	727.03	0.08%	
INE119A01028	Saifee Cereal Mills Limited	Agricultural Food & other Products	2,05,000	723.22	0.08%	
INE035A01035	Glenmark Pharmaceuticals Limited	Pharmaceuticals & Biotechnology	1,64,450	639.13	0.07%	
INE169A01031	Coromandel International Limited	Fertilizers & Agrochemicals	63,700	633.31	0.07%	
INE019A01038	JSW Steel Limited	Ferrous Metals	98,550	622.49	0.07%	
INE002S01010	Mahangar Gas Limited	Gas	71,200	599.49	0.06%	
INE191H01014	PVR Limited	Entertainment	30,852	555.22	0.06%	
INE833A01011	MRFL Limited	Auto Components	670	547.08	0.06%	
INE239A01016	Nestle India Limited	Food Products	2,760	528.40	0.06%	
INE158A01026	Hero MotoCorp Limited	Automobiles	16,800	428.27	0.05%	
INE438A01022	Apollo Tyres Limited	Auto Components	1,50,500	419.44	0.05%	
INE494B01023	TVS Motor Company Limited	Automobiles	40,600	419.09	0.05%	
INE259A01022	Colgate Palmolive (India) Limited	Personal Products	24,150	393.50	0.04%	
INE674K01013	Aditya Birla Capital Limited	Insurance	3,29,400	368.27	0.04%	
INE192A01025	Tata Consumer Products Limited	Agricultural Food & other Products	45,000	361.28	0.04%	
INE476A01014	Canara Bank	Banks	1,56,600	358.22	0.04%	
INE976G01028	RBL Bank Limited	Banks	2,90,000	329.88	0.04%	
INE097I01025	Dalmia Bharati Limited	Cement & Cement Products	20,500	327.59	0.03%	
INE813H01021	Torrent Power Limited	Power	63,000	306.75	0.03%	
INE093J01010	Oberoi Realty Limited	Realty	32,200	295.53	0.03%	
INE86F01025	United Breweries Limited	Beverages	16,800	286.76	0.03%	
INE323A01026	Bosch Limited	Auto Components	1,650	280.95	0.03%	
INE531E01026	Hindustan Copper Limited	Non - Ferrous Metals	2,32,200	246.34	0.03%	
INE102Q01028	Godrej Consumer Products Limited	Personal Products	27,000	245.82	0.03%	
INE123W01016	SBI Life Insurance Company Limited	Insurance	17,250	215.70	0.02%	
INE326A01037	Lupin Limited	Pharmaceuticals & Biotechnology	29,750	202.26	0.02%	
INE787D01026	Balkrishna Industries Limited	Auto Components	10,500	197.78	0.02%	
INE947Q01028	Laurens Labs Limited	Pharmaceuticals & Biotechnology	36,900	189.30	0.02%	
INE129A01019	GAIL (India) Limited	Gas	2,10,450	183.20	0.02%	
INE140A01034	Priant Enterprises Limited	Finance	21,175	183.00	0.02%	
INE383A01012	The India Cements Limited	Cement & Cement Products	58,000	156.08	0.02%	
INE298A01020	Cummins India Limited	Industrial Products	12,000	143.50	0.02%	
INE180A01020	Max Financial Services Limited	Insurance	15,600	118.97	0.01%	
INE121J01017	Indus Towers Limited	Telecom - Services	53,200	105.04	0.01%	
INE465A01025	Bharat Forgings Limited	Industrial Products	15,000	104.33	0.01%	
INE112L01020	Metropolis Healthcare Limited	Healthcare Services	6,600	102.59	0.01%	
INE823G01014	JK Cement Limited	Cement & Cement Products	2,250	59.08	0.01%	
INE761H01022	Page Industries Limited	Textiles & Apparel	105	53.20	0.01%	
INE018E01016	SBI Cards and Payment Services Limited	Finance	4,000	36.54	0.00%	
INE36R01017	Intellect Design Arena Limited	IT -				

IN0020160050	6.84% Government of India	SOVEREIGN	78.00.000	7,811.03	0.85%	6.07%
IN0020130012	7.16% Government of India	SOVEREIGN	60.00.000	6,017.09	0.66%	6.68%
	Subtotal			24,435.05	2.67%	
	(b) Privately placed / Unlisted			NIL	NIL	NIL
	Subtotal			NIL	NIL	NIL
	(c) Securitised Debt					
	Subtotal					
	Total			24,435.05	2.67%	
	Money Market Instruments					
	Triparty Repo Reverse Repo Instrument					
	Reverse Repo			26,499.99	2.89%	
	Triparty Repo			19,969.98	2.18%	
	Treasury Bill					
IN002022Y112	182 Days Tbill		2,000.000	19,756.42	2.15%	6.00%
IN002021Z509	364 Days Tbill		2,000.000	19,476.50	2.12%	6.45%
IN002021Z475	364 Days Tbill		125.00.000	12,224.05	1.33%	6.29%
IN002022Y062	182 Days Tbill		70.00.000	6,854.93	0.76%	5.91%
	Total			104,881.87	11.43%	
	Mutual Fund Units					
INF204K012P3	Nippon India Money Market Fund Dir Pl-Growth-Gr Op		20,85,639.817	71,436.38	7.78%	
INF204K012H0	Nippon India Liquid Fund-Direct Growth Plan		8,55,532.780	46,582.49	4.96%	
INF204K01ZU3	Nippon India Low Duration Fund - Dir Pl-Growth Pl		11,31,265.740	36,527.87	3.98%	
	Total			1,53,546.74	16.72%	
	OTHERS					
	Cash Margin - CCIL			129.57	0.01%	
	Total			129.57	0.01%	
	Net Current Assets			678.46	0.06%	
	GRAND TOTAL			8,18,154.43	100.00%	

\$ Less Than 0.01% of NAV

Details of Stock Future / Index Future

Long/Short	Name of the Instrument	Industry	Quantity.	Market/Fair Value (Rs. in Lacs)	% to NAV.
Short	ICICI Bank Limited_ 27/10/2022	Banks	4507250	39,055.32	4.25%
Short	Adani Enterprises Limited_ 27/10/2022	Metals & Minerals Trading	1029500	35,744.75	3.89%
Short	Adani Ports and Special Economic Zone Limited_ 27/10/2022	Transport Infrastructure	4133750	34,130.31	3.72%
Short	Reliance Industries Limited_ 27/10/2022	Petroleum Products	1182250	28,196.66	3.07%
Short	HDFC Bank Limited_ 27/10/2022	Banks	1819950	25,948.85	2.83%
Short	Maruti Suzuki India Limited_ 27/10/2022	Automobiles	273000	24,172.79	2.63%
Short	Kotak Mahindra Bank Limited_ 27/10/2022	Banks	1182800	21,583.73	2.35%
Short	HCL Technologies Limited_ 27/10/2022	IT - Software	2151100	19,881.54	2.17%
Short	Tata Consultancy Services Limited_ 27/10/2022	IT - Software	544950	16,396.73	1.79%
Short	IndusInd Bank Limited_ 27/10/2022	Banks	1342800	15,990.06	1.74%
Short	Zee Entertainment Enterprises Limited_ 27/10/2022	Entertainment	5583000	14,507.43	1.58%
Short	UPL Limited_ 27/10/2022	Fertilizers & Agrochemicals	1977300	13,328.98	1.45%
Short	Ambuja Cements Limited_ 27/10/2022	Cement & Cement Products	2520000	13,067.46	1.42%
Short	Axis Bank Limited_ 27/10/2022	Banks	1588800	11,684.83	1.27%
Short	Grasim Industries Limited_ 27/10/2022	Cement & Cement Products	634125	10,664.40	1.16%
Short	IDFC First Bank Limited_ 27/10/2022	Banks	21090000	10,576.64	1.15%
Short	Hindustan Aeronautics Limited_ 27/10/2022	Aerospace & Defense	436950	10,267.02	1.12%
Short	WindTree Limited_ 27/10/2022	IT - Software	3072300	9,741.62	1.06%
Short	Trent Limited_ 27/10/2022	Retailing	624950	8,927.41	0.97%
Short	Bajaj Finance Limited_ 27/10/2022	Finance	120750	8,893.84	0.97%
Short	SRF Limited_ 27/10/2022	Chemicals & Petrochemicals	346500	8,697.32	0.95%
Short	Aurobindo Pharma Limited_ 27/10/2022	Pharmaceuticals & Biotechnology	1558000	7,995.66	0.87%
Short	ICICI Lombard General Insurance Company Limited_ 27/10/2022	Insurance	691900	7,986.60	0.87%
Short	IDFC Limited_ 27/10/2022	Finance	11250000	7,515.00	0.82%
Short	Housing Development Finance Corporation Limited_ 27/10/2022	Finance	316200	7,271.34	0.79%
Short	Jindal Steel & Power Limited_ 27/10/2022	Ferrous Metals	1621250	6,985.97	0.76%
Short	Infosys Limited_ 27/10/2022	IT - Software	474600	6,651.04	0.72%
Short	Bharat Heavy Electricals Limited_ 27/10/2022	Electrical Equipment	10962000	6,593.64	0.72%
Short	The Federal Bank Limited_ 27/10/2022	Banks	5480000	6,526.68	0.71%
Short	Asian Paints Limited_ 27/10/2022	Consumer Durables	188200	6,312.60	0.69%
Short	Sun Pharmaceutical Industries Limited_ 27/10/2022	Pharmaceuticals & Biotechnology	644700	6,131.74	0.67%
Short	Tata Power Company Limited_ 27/10/2022	Power	2743875	5,974.79	0.65%
Short	Larsen & Toubro Limited_ 27/10/2022	Construction	298500	5,540.01	0.60%
Short	DLF Limited_ 27/10/2022	Realty	1456950	5,228.99	0.57%
Short	Power Finance Corporation Limited_ 27/10/2022	Finance	4910400	5,168.20	0.56%
Short	Tata Chemicals Limited_ 27/10/2022	Chemicals & Petrochemicals	463000	5,129.81	0.56%
Short	United Spirits Limited_ 27/10/2022	Beverages	528125	4,474.28	0.49%
Short	Punjab National Bank_ 27/10/2022	Banks	11488000	4,216.10	0.46%
Short	Bank of Baroda_ 27/10/2022	Banks	3135600	4,175.05	0.45%
Short	GMR Infrastructure Limited_ 27/10/2022	Transport Infrastructure	11520000	4,129.92	0.45%
Short	Dabur India Limited_ 27/10/2022	Personal Products	630000	3,619.67	0.39%
Short	Cholamandalam Investment and Finance Company Ltd_ 27/10/2022	Finance	492500	3,618.15	0.39%
Short	Vedanta Limited_ 27/10/2022	Diversified Metals	1298900	3,527.16	0.38%
Short	Hindustan Unilever Limited_ 24/11/2022	Diversified FMCG	127800	3,450.02	0.38%
Short	InterGlobe Aviation Limited_ 27/10/2022	Transport Services	184500	3,434.10	0.37%
Short	ABB India Limited_ 27/10/2022	Electrical Equipment	105000	3,260.93	0.36%
Short	Wipro Limited_ 27/10/2022	IT - Software	792000	3,135.92	0.34%
Short	Bata India Limited_ 27/10/2022	Consumer Durables	170225	3,117.93	0.34%
Short	Steel Authority of India Limited_ 27/10/2022	Ferrous Metals	4008000	3,088.16	0.34%
Short	Ashok Leyland Limited_ 27/10/2022	Agricultural, Commercial & Construction Vehicles	1985000	3,049.95	0.33%
Short	Tata Steel Limited_ 27/10/2022	Ferrous Metals	3043000	3,032.35	0.33%
Short	ACC Limited_ 27/10/2022	Cement & Cement Products	120750	2,925.05	0.32%
Short	Indian Energy Exchange Limited_ 27/10/2022	Capital Markets	2036250	2,909.80	0.32%
Short	Bandhan Bank Limited_ 27/10/2022	Banks	1069200	2,856.90	0.31%
Short	Delta Corp Limited_ 27/10/2022	Leisure Services	1412200	2,820.16	0.31%
Short	Gujarat Narmada Valley Fertilizers and Chemicals Limited_ 27/10/2022	Chemicals & Petrochemicals	430300	2,776.08	0.30%
Short	State Bank of India_ 27/10/2022	Banks	519000	2,769.38	0.30%
Short	Sun TV Network Limited_ 27/10/2022	Entertainment	537000	2,748.63	0.30%
Short	Divi's Laboratories Limited_ 27/10/2022	Pharmaceuticals & Biotechnology	73800	2,741.93	0.30%
Short	National Aluminium Company Limited_ 27/10/2022	Non - Ferrous Metals	3714500	2,659.58	0.29%
Short	The Indian Hotels Company Limited_ 27/10/2022	Leisure Services	768202	2,563.87	0.28%
Short	HDFC Life Insurance Company Limited_ 27/10/2022	Insurance	474100	2,522.21	0.27%
Short	Indraprastha Gas Limited_ 27/10/2022	Gas	632500	2,521.15	0.27%
Short	Hindustan Petroleum Corporation Limited_ 27/10/2022	Petroleum Products	1152900	2,508.71	0.27%
Short	Amara Raja Batteries Limited_ 27/10/2022	Auto Components	498000	2,454.64	0.27%
Short	L&T Finance Holdings Limited_ 27/10/2022	Finance	3159096	2,372.48	0.26%
Short	Tata Communications Limited_ 27/10/2022	Telecom - Services	202500	2,344.65	0.26%
Short	Can Fin Homes Limited_ 27/10/2022	Finance	471900	2,278.33	0.25%
Short	Bharat Electronics Limited_ 27/10/2022	Aerospace & Defense	2177400	2,210.06	0.24%
Short	PI Industries Limited_ 27/10/2022	Fertilizers & Agrochemicals	72750	2,193.70	0.24%
Short	Aditya Birla Fashion and Retail Limited_ 27/10/2022	Retailing	595400	2,090.45	0.23%
Short	UltraTech Cement Limited_ 27/10/2022	Cement & Cement Products	31100	1,955.66	0.21%
Short	Coal India Limited_ 27/10/2022	Consumable Fuels	852600	1,818.60	0.20%
Short	Exide Industries Limited_ 27/10/2022	Auto Components	1112400	1,754.81	0.19%
Short	LIC Housing Finance Limited_ 27/10/2022	Finance	408000	1,698.10	0.18%
Short	NTPC Limited_ 27/10/2022	Power	1020300	1,638.60	0.18%
Short	ITC Limited_ 27/10/2022	Diversified FMCG	486400	1,618.74	0.18%
Short	Berger Paints (I) Limited_ 27/10/2022	Consumer Durables	259600	1,610.17	0.18%
Short	AU Small Finance Bank Limited_ 27/10/2022	Banks	254000	1,580.52	0.17%
Short	Mahindra & Mahindra Financial Services Limited_ 27/10/2022	Finance	832000	1,546.27	0.17%
Short	Biocon Limited_ 27/10/2022	Pharmaceuticals & Biotechnology	522100	1,524.01	0.17%
Short	Manappuram Finance Limited_ 27/10/2022	Finance	1500000	1,470.00	0.16%
Short	Indian Oil Corporation Limited_ 27/10/2022	Petroleum Products	2115750	1,421.78	0.15%
Short	Hindalco Industries Limited_ 27/10/2022	Non - Ferrous Metals	362275	1,421.20	0.15%
Short	Rain Industries Limited_ 27/10/2022	Chemicals & Petrochemicals	857500	1,411.02	0.15%
Short	Voltaas Limited_ 27/10/2022	Consumer Durables	148500	1,349.64	0.15%
Short	Vodafone Idea Limited_ 27/10/2022	Telecom - Services	1477000	1,307.15	0.14%
Short	Container Corporation of India Limited_ 27/10/2022	Transport Services	381000	1,295.15	0.14%
Short	MMDC Limited_ 27/10/2022	Minerals & Mining	968150	1,241.17	0.14%
Short	Petronet LNG Limited_ 27/10/2022	Gas	615000	1,236.46	0.14%
Short	Apollo Hospitals Enterprise Limited_ 27/10/2022	Healthcare Services	28000	1,234.34	0.13%
Short	Godrej Properties Limited_ 27/10/2022	Realty	98800	1,183.38	0.13%
Short	Torrent Pharmaceuticals Limited_ 27/10/2022	Pharmaceuticals & Biotechnology	7900	1,142.92	0.12%
Short	Chambal Fertilizers & Chemicals Limited_ 27/10/2022	Fertilizers & Agrochemicals	352500	1,132.41	0.12%
Short	Samvardhana Motherson International Limited_ 27/10/2022	Auto Components	1021500	1,117.01	0.12%
Short	Indiabulls Housing Finance Limited_ 27/10/2022	Finance	888000	1,059.83	0.12%
Short	Zyudus Lifesciences Limited_ 27/10/2022	Pharmaceuticals & Biotechnology	262800	1,022.42	0.11%
Short	Power Grid Corporation of India Limited_ 27/10/2022	Power	445500	948.47	0.10%
Short	Mahindra & Mahindra Limited_ 27/10/2022	Automobiles	72800	927.25	0.10%
Short	Abbott India Limited_ 27/10/2022	Pharmaceuticals & Biotechnology	4440	852.29	0.09%
Short	Siemens Limited_ 27/10/2022	Electrical Equipment	27775	772.58	0.08%
Short	Bharat Petroleum Corporation Limited_ 27/10/2022	Petroleum Products	248400	760.85	0.08%
Short	Birlasoft Limited_ 27/10/2022	IT - Software	257400	730.24	0.08%
Short	Balrampur Chini Mills Limited_ 27/10/2022	Agricultural Food & other Products	208000	727.69	0.08%
Short	Glenmark Pharmaceuticals Limited_ 27/10/2022	Pharmaceuticals & Biotechnology	164450	643.16	0.07%
Short	Coromandel International Limited_ 27/10/2022	Fertilizers & Agrochemicals	63700	636.71	0.07%
Short	JSW Steel Limited_ 27/10/2022	Ferrous Metals	98550	625.60	0.07%
Short	Mahanagar Gas Limited_ 27/10/2022	Gas	71200	595.77	0.06%
Short	PVR Limited_ 27/10/2022	Entertainment	30932	554.50	0.06%
Short	MRF Limited_ 27/10/2022	Auto Components	670	545.79	0.06%

Short	Nestle India Limited_27/10/2022	Food Products	2760	528.91	0.06%
Short	Hero MotoCorp Limited_27/10/2022	Automobiles	16800	429.62	0.05%
Short	Apollo Tyres Limited_27/10/2022	Auto Components	150500	421.93	0.05%
Short	TVS Motor Company Limited_27/10/2022	Automobiles	40600	419.91	0.05%
Short	Colgate Palmolive (India) Limited_27/10/2022	Personal Products	24150	394.97	0.04%
Short	Aditya Birla Capital Limited_27/10/2022	Insurance	329400	370.58	0.04%
Short	Tata Consumer Products Limited_27/10/2022	Agricultural Food & other Products	45000	362.66	0.04%
Short	Canara Bank_27/10/2022	Banks	156600	359.55	0.04%
Short	RBL Bank Limited_27/10/2022	Banks	290000	331.76	0.04%
Short	Dalmia Bharat Limited_27/10/2022	Cement & Cement Products	20500	329.20	0.04%
Short	Torrent Power Limited_27/10/2022	Power	63000	308.64	0.03%
Short	Oberoi Realty Limited_27/10/2022	Realty	32200	297.53	0.03%
Short	United Breweries Limited_27/10/2022	Beverages	16800	286.74	0.03%
Short	Bosch Limited_27/10/2022	Auto Components	1650	262.30	0.03%
Short	Hindustan Copper Limited_27/10/2022	Non - Ferrous Metals	232200	249.96	0.03%
Short	Godrej Consumer Products Limited_27/10/2022	Personal Products	27000	247.02	0.03%
Short	SBI Life Insurance Company Limited_27/10/2022	Insurance	17250	216.39	0.02%
Short	Lupin Limited_27/10/2022	Pharmaceuticals & Biotechnology	29750	202.97	0.02%
Short	Balkrishna Industries Limited_27/10/2022	Auto Components	10500	198.22	0.02%
Short	Laurus Labs Limited_27/10/2022	Pharmaceuticals & Biotechnology	36900	190.46	0.02%
Short	Piramal Enterprises Limited_27/10/2022	Finance	21175	184.14	0.02%
Short	GAIL (India) Limited_27/10/2022	Gas	210450	183.62	0.02%
Short	The India Cements Limited_27/10/2022	Cement & Cement Products	58000	157.67	0.02%
Short	Cummins India Limited_27/10/2022	Industrial Products	12000	144.26	0.02%
Short	Max Financial Services Limited_27/10/2022	Insurance	15600	119.53	0.01%
Short	Indus Towers Limited_27/10/2022	Telecom - Services	53200	105.34	0.01%
Short	Bharat Forge Limited_27/10/2022	Industrial Products	15000	104.93	0.01%
Short	Metropolis Healthcare Limited_27/10/2022	Healthcare Services	6600	102.31	0.01%
Short	JK Cement Limited_27/10/2022	Cement & Cement Products	2250	59.35	0.01%
Short	Page Industries Limited_27/10/2022	Textiles & Apparels	105	53.42	0.01%
Short	SBI Cards and Payment Services Limited_27/10/2022	Finance	4000	36.73	\$0.00%
Short	Intellect Design Arena Limited_27/10/2022	IT - Software	6000	31.24	\$0.00%
Short	Marico Limited_27/10/2022	Personal Products	3600	19.48	\$0.00%
Short	Syngene International Limited_27/10/2022	Healthcare Services	3000	16.89	\$0.00%
Short	Atul Limited_27/10/2022	Chemicals & Petrochemicals	150	13.59	\$0.00%
Short	Pidilite Industries Limited_27/10/2022	Chemicals & Petrochemicals	250	6.73	\$0.00%

BENCHMARK NAME - NIFTY 50 ARBITRAGE INDEX
BENCHMARK RISK-O-METER

SCHEME RISK-O-METER



Monthly Portfolio Statement as on September 30,2022

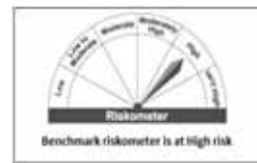
ISIN	Name of the Instrument	Industry / Rating	Quantity	Market/Fair Value (Rs. in Lacs)	% to NAV	YIELD
	Money Market Instruments					
	Triparty Repo/ Reverse Repo Instrument					
	Triparty Repo			356.31	0.26%	
	Total			356.31	0.26%	
	Exchange Traded Funds					
INF204KB175	Nippon India ETF Gold Bees		32,26,19,273	1,39,242.48	99.97%	
	Total			1,39,242.48	99.97%	
	OTHERS					
	Cash Margin - CCIL			2.18	0.00%	
	Total			2.18	0.00%	
	Net Current Assets			(316.97)	-0.23%	
	GRAND TOTAL			1,39,284.00	100.00%	

\$ Less Than 0.01% of NAV

SCHEME RISK-O-METER



BENCHMARK NAME - DOMESTIC PRICE OF GOLD
BENCHMARK RISK-O-METER



Monthly Portfolio Statement as on September 30,2022

ISIN	Name of the Instrument	Industry / Rating	Quantity	Market/Fair Value (Rs. in Lacs)	% to NAV	YIELD
Equity & Equity related						
(a) Listed / awaiting listing on Stock Exchanges						
INE002A01018	Reliance Industries Limited	Petroleum Products	66,887	1,590.41	9.16%	
INE040A01034	HDFC Bank Limited	Banks	85,302	1,212.44	6.98%	
INE090A01021	ICICI Bank Limited	Banks	1,35,069	1,164.29	6.70%	
INE009A01021	Infosys Limited	IT - Software	70,966	1,003.07	5.78%	
INE014A01036	Housing Development Finance Corporation Limited	Finance	35,157	804.30	4.83%	
INE467B01029	Tata Consultancy Services Limited	IT - Software	19,861	596.73	3.44%	
INE154A01025	ITC Limited	Diversified FMCG	1,70,661	566.94	3.26%	
INE237A01028	Kotak Mahindra Bank Limited	Banks	28,485	518.20	2.98%	
INE030A01027	Hindustan Unilever Limited	Diversified FMCG	17,308	466.70	2.69%	
INE016A01030	Larsen & Toubro Limited	Construction	23,427	432.86	2.49%	
INE062A01020	State Bank of India	Banks	74,304	394.73	2.27%	
INE397D01024	Bharti Airtel Limited	Telecom - Services	47,453	379.58	2.19%	
INE296A01024	Bajaj Finance Limited	Finance	5,164	378.82	2.18%	
INE238A01034	Axis Bank Limited	Banks	51,214	375.50	2.16%	
INE021A01026	Asian Paints Limited	Consumer Durables	8,740	292.13	1.68%	
INE101A01026	Mahindra & Mahindra Limited	Automobiles	10,557	235.34	1.36%	
INE585B01010	Maruti Suzuki India Limited	Automobiles	2,577	227.50	1.31%	
INE280A01028	Titan Company Limited	Consumer Durables	8,089	210.88	1.21%	
INE044A01036	Sun Pharmaceutical Industries Limited	Pharmaceuticals & Biotechnology	20,931	198.56	1.14%	
INE91801026	Bajaj Finserv Limited	Finance	11,734	196.94	1.13%	
INE660A01027	HCL Technologies Limited	IT - Software	20,516	191.28	1.10%	
INE423A01024	Adani Enterprises Limited	Metals & Minerals Trading	5,300	183.20	1.06%	
INE390L01023	Adani Total Gas Limited	Gas	5,330	178.01	1.03%	
INE931S01010	Adani Transmission Limited	Power	5,406	177.85	1.02%	
INE364U01010	Adani Green Energy Limited	Power	7,063	159.88	0.92%	
INE081A01020	Tata Steel Limited	Ferrous Metals	1,56,365	155.27	0.89%	
INE095A01012	Hindustan Bank Limited	Banks	14,624	149.62	0.86%	
INE733E01010	NTPC Limited	Power	92,109	147.05	0.85%	
INE155A01022	Tata Motors Limited	Automobiles	34,767	140.67	0.81%	
INE752E01010	Power Grid Corporation of India Limited	Power	66,260	140.60	0.81%	
INE481G01011	UltraTech Cement Limited	Cement & Cement Products	2,238	139.99	0.81%	
INE239A01016	Nestle India Limited	Food Products	692	132.48	0.76%	
INE102R01011	Avenue Supermarkets Limited	Retailing	2,888	126.68	0.73%	
INE669C01036	Tech Mahindra Limited	IT - Software	12,263	123.68	0.71%	
INE047A01021	Grasim Industries Limited	Cement & Cement Products	7,274	121.83	0.70%	
INE059A01026	Cipla Limited	Pharmaceuticals & Biotechnology	10,482	116.87	0.67%	
INE019A01038	JSW Steel Limited	Ferrous Metals	18,275	115.43	0.66%	
INE747F01042	Adani Ports and Special Economic Zone Limited	Transport Infrastructure	13,923	114.26	0.66%	
INE075A01022	Wipro Limited	IT - Software	28,712	113.20	0.65%	
INE038A01020	Hindalco Industries Limited	Non - Ferrous Metals	28,316	110.59	0.64%	
INE123W01016	SBI Life Insurance Company Limited	Insurance	8,730	109.16	0.63%	
INE089A01023	Dr. Reddy's Laboratories Limited	Pharmaceuticals & Biotechnology	2,356	102.15	0.59%	
INE066A01021	Eicher Motors Limited	Automobiles	2,704	99.28	0.57%	
INE796D01014	HDFC Life Insurance Company Limited	Insurance	18,321	97.24	0.56%	
INE213A01029	Oil & Natural Gas Corporation Limited	Oil	75,602	95.86	0.55%	
INE192A01025	Tata Consumer Products Limited	Agricultural Food & other Products	11,612	93.23	0.54%	
INE361B01024	Divi's Laboratories Limited	Pharmaceuticals & Biotechnology	2,470	91.52	0.53%	
INE216A01030	Britannia Industries Limited	Food Products	2,288	87.93	0.51%	
INE91701010	Bajaj Auto Limited	Automobiles	2,485	87.66	0.50%	
INE437A01024	Apollo Hospitals Enterprise Limited	Healthcare Services	1,979	86.75	0.50%	
INE522F01014	Coal India Limited	Consumable Fuels	40,619	86.21	0.50%	
INE318A01026	Pidilite Industries Limited	Chemicals & Petrochemicals	2,956	79.53	0.46%	
INE079A01024	Ambuja Cements Limited	Cement & Cement Products	14,242	73.43	0.42%	
INE245A01021	Tata Power Company Limited	Power	32,850	71.08	0.41%	
INE647A01010	SRF Limited	Chemicals & Petrochemicals	2,816	70.50	0.41%	
INE263A01024	Bharat Electronics Limited	Aerospace & Defense	69,436	70.10	0.40%	
INE628A01036	UPL Limited	Fertilizers & Agrochemicals	10,331	69.43	0.40%	
INE102D01028	Godrej Consumer Products Limited	Personal Products	7,335	66.78	0.38%	
INE178B01034	Havells India Limited	Consumer Durables	4,858	65.51	0.38%	
INE916A01026	Dabur India Limited	Personal Products	11,334	64.94	0.37%	
INE158A01026	Hero MotoCorp Limited	Automobiles	2,518	64.19	0.37%	
INE118A01012	Bajaj Holdings & Investment Limited	Finance	949	60.65	0.35%	
INE205A01025	Vedanta Limited	Diversified Metals	21,618	58.38	0.34%	
INE669F01024	Info Edge (India) Limited	Retailing	1,500	57.91	0.33%	
INE765G01017	ICICI Lombard General Insurance Company Limited	Insurance	4,951	56.99	0.33%	
INE029A01011	Bharti Prudential Corporation Limited	Petroleum Products	18,503	56.40	0.32%	
INE121A01024	Cholamandalam Investment and Finance Company Ltd	Finance	7,645	55.98	0.32%	
INE070A01015	Shree Cement Limited	Cement & Cement Products	259	54.48	0.31%	
INE196A01026	Marico Limited	Personal Products	10,026	53.92	0.31%	
INE019E01016	SBI Cards and Payment Services Limited	Finance	5,486	50.11	0.29%	
INE242A01010	Indian Oil Corporation Limited	Petroleum Products	70,913	49.48	0.29%	
INE854D01024	United Spirits Limited	Beverages	5,775	48.64	0.28%	
INE003A01024	Siemens Limited	Electrical Equipment	1,726	47.82	0.28%	
INE028A01039	Bank of Baroda	Banks	36,090	47.78	0.28%	
INE603J01030	PI Industries Limited	Fertilizers & Agrochemicals	1,569	46.74	0.27%	
INE129A01019	GAIL (India) Limited	Gas	52,260	45.49	0.26%	
INE271C01023	DLF Limited	Realty	11,996	42.73	0.25%	
INE259A01022	Colgate Palmolive (India) Limited	Personal Products	2,584	42.10	0.24%	
INE726G01019	ICICI Prudential Life Insurance Company Limited	Insurance	7,530	39.60	0.23%	
INE012A01025	ACC Limited	Cement & Cement Products	1,638	39.57	0.23%	
INE214T01019	Larsen & Toubro Infotech Limited	IT - Software	884	39.41	0.23%	
INE543U01014	Bandhan Bank Limited	Banks	14,677	39.13	0.23%	
INE758T01015	Zomato Limited	Retailing	61,318	38.23	0.22%	
INE066F01012	Hindustan Aeronautics Limited	Aerospace & Defense	1,621	38.01	0.22%	
INE335Y01020	Indian Railway Catering And Tourism Corporation Limited	Leisure Services	5,118	36.13	0.21%	
INE646L01027	InterGlobe Aviation Limited	Transport Services	1,868	34.66	0.20%	
INE356A01019	Mphasis Limited	IT - Software	1,605	33.51	0.19%	
INE121J01017	Indus Towers Limited	Telecom - Services	16,195	31.98	0.18%	
INE031Y01017	Life Insurance Corporation Of India	Insurance	4,905	30.49	0.18%	
INE685A01028	Torrent Pharmaceuticals Limited	Pharmaceuticals & Biotechnology	1,903	29.68	0.17%	
INE463A01038	Berger Paints (I) Limited	Consumer Durables	4,708	29.05	0.17%	
INE775A01035	Samvardhana Motherson International Limited	Auto Components	24,522	26.73	0.15%	
INE329A01026	Bosch Limited	Auto Components	166	26.25	0.15%	
INE376G01013	Biocon Limited	Pharmaceuticals & Biotechnology	8,844	25.73	0.15%	
INE179A01014	Procter & Gamble Hygiene and Health Care Limited	Personal Products	182	25.27	0.15%	
INE127D01025	HDFC Asset Management Company Limited	Capital Markets	1,282	24.22	0.14%	
INE089V01023	Gland Pharma Limited	Pharmaceuticals & Biotechnology	1,149	24.05	0.14%	
INE414G01012	Muhoot Finance Limited	Finance	2,101	21.85	0.13%	
INE389Y01029	FSN E-Commerce Ventures Limited	Retailing	1,196	15.21	0.09%	
INE982J01020	One 97 Communications Limited	Financial Technology (Fintech)	1,761	11.23	0.06%	
	Subtotal			17,352.38	99.92%	
	(b) UNLISTED					
	Subtotal			0.00	0.00%	
	Total			17,352.38	99.92%	
	Money Market Instruments					
	Triparty Repo/ Reverse Repo Instrument					
	Triparty Repo					
	Total			12.78	0.07%	
	OTHERS					
	Cash Margin - CCIL			0.08	0.00%	
	Total			0.08	0.00%	
	Net Current Assets			0.68	0.01%	
	GRAND TOTAL			17,365.92	100.00%	

\$ Less Than 0.01% of NAV
Aggregate value of investments made by other schemes of Nippon India Mutual Fund are amounting to Rs 181.14 Lacs.

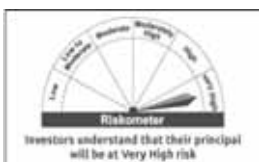
This is with reference to Gazette notification (Reference no: G.S.R.174(E)) issued by Ministry of Finance on 13th March 2020, for Yes Bank Limited reconstruction scheme, 2020. As per point 3(B)(a) of the notification, there shall be a lock-in period of three years from the commencement of the above said scheme to the extent of 75% of shares held by existing shareholders on the date of commencement of the scheme which came into force from March 13,2020.

Taking into account the above development, the valuation committee of Nippon India Mutual Fund has decided to markdown the 75% locked-in shares of YES Bank to ZERO, as on March 16, 2020.


For any future distribution of realised proceeds of these locked-in YES Bank shares to the underlying unitholders, following Reconstituted Portfolio was created

ISIN	Name of the Instrument	Industry / Rating	Quantity	Market/Fair Value (Rs. in Lacs)	% to NAV
Equity & Equity related					
(a) Listed / awaiting listing on Stock Exchanges					
INE528G01035	Yes Bank Limited	Banks	2111	0	0.00%
	Total			0	0.00%
	Net Current Assets			0	0.00%
	GRAND TOTAL			0	0.00%

SCHEME RISK-O-METER



BENCHMARK NAME - NIFTY 100 TRI
BENCHMARK RISK-O-METER



Monthly Portfolio Statement as on September 30,2022

ISIN	Name of the Instrument	Industry / Rating	Quantity	Market/Fair Value (Rs. in Lacs)	% to NAV	YIELD
Equity & Equity related						
(a) Listed / awaiting listing on Stock Exchanges						
INE397D01024	Bharti Airtel Limited	Telecom - Services	48,109	384.82	10.01%	
INE030A01027	Hindustan Unilever Limited	Diversified FMCG	14,242	384.03	9.99%	
INE154A01025	ITC Limited	Diversified FMCG	1,13,957	378.57	9.85%	
INE021A01026	Asian Paints Limited	Consumer Durables	8,890	296.14	7.71%	
INE101A01026	Mahindra & Mahindra Limited	Automobiles	18,814	236.60	6.21%	
INE585B01010	Maruti Suzuki India Limited	Automobiles	2,612	230.59	6.00%	
INE280A01028	Titan Company Limited	Consumer Durables	8,201	213.80	5.56%	
INE931S01010	Adani Transmission Limited	Power	5,481	180.31	4.69%	
INE239A01016	Nestle India Limited	Food Products	701	134.21	3.49%	
INE192R01011	Avenue Supermarkets Limited	Retailing	2,928	128.44	3.24%	
INE060A01021	Eicher Motors Limited	Automobiles	2,741	100.64	2.82%	
INE192A01025	Tata Consumer Products Limited	Agricultural Food & other Products	11,773	94.52	2.46%	
INE216A01030	Britannia Industries Limited	Food Products	2,320	89.16	2.32%	
INE437A01024	Apollo Hospitals Enterprise Limited	Healthcare Services	2,006	87.93	2.29%	
INE245A01021	Tata Power Company Limited	Power	33,285	72.06	1.88%	
INE102D01028	Godrej Consumer Products Limited	Personal Products	7,437	67.71	1.76%	
INE176B01034	Havells India Limited	Consumer Durables	4,925	66.42	1.73%	
INE016A01026	Dabur India Limited	Personal Products	11,491	65.84	1.71%	
INE158A01026	Hero MotoCorp Limited	Automobiles	2,553	65.08	1.69%	
INE849A01020	Trent Limited	Retailing	4,402	62.51	1.63%	
INE761H01022	Page Industries Limited	Textiles & Apparels	118	59.79	1.56%	
INE663F01024	Info Edge (India) Limited	Retailing	1,521	58.72	1.53%	
INE196A01026	Marico Limited	Personal Products	10,165	54.67	1.42%	
INE854D01024	United Spirits Limited	Beverages	5,855	49.32	1.28%	
INE299U01018	Crompton Greaves Consumer Electricals Limited	Consumer Durables	11,745	48.38	1.26%	
INE797F01020	Jubilant Foodworks Limited	Leisure Services	7,522	46.84	1.22%	
INE256A01028	Zee Entertainment Enterprises Limited	Entertainment	18,123	46.78	1.22%	
INE271C01023	DLF Limited	Realty	12,162	43.38	1.13%	
INE259A01022	Colgate Palmolive (India) Limited	Personal Products	2,619	42.67	1.11%	
INE226A01021	Voltas Limited	Consumer Durables	4,552	41.26	1.07%	
Subtotal				3,833.19	99.74%	
(b) UNLISTED						
Subtotal				NIL	NIL	NIL
Total				3,833.19	99.74%	NIL
Money Market Instruments						
Triparty Repo/ Reverse Repo Instrument						
Triparty Repo				8.12	0.21%	
Total				8.12	0.21%	
OTHERS						
Cash Margin - CCIL				0.05	\$0.00%	
Total				0.05	0.00%	
Net Current Assets				1.19	0.05%	
GRAND TOTAL				3,842.55	100.00%	

\$ Less Than 0.01% of NAV

Aggregate value of investments made by other schemes of Nippon India Mutual Fund are amounting to Rs 1133.41 Lacs.

SCHEME RISK-O-METER

BENCHMARK NAME - NIFTY INDIA CONSUMPTION TRI
BENCHMARK RISK-O-METER

Monthly Portfolio Statement as on September 30,2022

ISIN	Name of the Instrument	Industry / Rating	Quantity	Market/Fair Value (Rs. in Lacs)	% to NAV	YIELD
(a) Listed / awaiting listing on Stock Exchanges						
INE009A01021	Equity & Equity related					
INE030A01027	Infosys Limited	IT - Software	11,839	167.34	10.05%	
INE018A01030	Hindustan Unilever Limited	Diversified FMCG	6,158	166.05	9.97%	
INE467B01029	Larsen & Toubro Limited	Construction	8,949	165.35	9.93%	
INE154A01025	Tata Consultancy Services Limited	IT - Software	5,467	164.26	9.86%	
INE860A01027	ITC Limited	Diversified FMCG	49,269	163.67	9.83%	
INE081A01020	HCL Technologies Limited	IT - Software	7,837	73.07	4.39%	
INE733E01010	Tata Steel Limited	Ferrous Metals	59,732	59.31	3.56%	
INE752E01010	NTPC Limited	Power	35,186	56.17	3.37%	
INE239A01016	Power Grid Corporation of India Limited	Power	25,312	53.71	3.23%	
INE690C01036	Nestle India Limited	Food Products	264	50.54	3.03%	
INE213A01029	Tech Mahindra Limited	IT - Software	4,684	47.24	2.84%	
INE216A01030	Oil & Natural Gas Corporation Limited	Oil	28,880	36.62	2.20%	
INE917I01010	Britannia Industries Limited	Food Products	874	33.59	2.02%	
INE522F01014	Bajaj Auto Limited	Automobiles	949	33.48	2.01%	
INE233A01024	Coal India Limited	Consumable Fuels	15,517	32.93	1.98%	
INE158A01026	Bharat Electronics Limited	Aerospace & Defense	26,525	26.78	1.61%	
INE118A01012	Hero MotoCorp Limited	Automobiles	962	24.52	1.47%	
INE205A01025	Bajaj Holdings & Investment Limited	Finance	363	23.20	1.39%	
INE029A01011	Vedanta Limited	Diversified Metals	8,258	22.30	1.34%	
INE242A01010	Bharat Petroleum Corporation Limited	Petroleum Products	7,068	21.54	1.29%	
INE129A01019	Indian Oil Corporation Limited	Petroleum Products	26,235	18.96	1.14%	
INE259A01022	Coal, (India) Limited	Gas	19,963	17.38	1.04%	
INE066F01012	Colgate Palmolive (India) Limited	Personal Products	987	16.08	0.97%	
INE356A01018	Hindustan Aeronautics Limited	Aerospace & Defense	619	14.51	0.87%	
INE121J01017	Mphasis Limited	IT - Software	613	12.80	0.77%	
INE238A01020	Indus Towers Limited	Telecom - Services	6,187	12.22	0.73%	
INE347G01014	Cummins India Limited	Industrial Products	1,006	12.03	0.72%	
INE094A01015	Petronet LNG Limited	Gas	5,554	11.10	0.67%	
INE134E01011	Hindustan Petroleum Corporation Limited	Petroleum Products	4,727	10.22	0.61%	
INE020B01018	Power Finance Corporation Limited	Finance	8,602	9.00	0.54%	
INE414G01012	REC Limited	Finance	9,165	8.62	0.52%	
INE114A01011	Muthoot Finance Limited	Finance	803	8.35	0.50%	
INE891D01026	Steel Authority of India Limited	Ferrous Metals	10,766	8.22	0.49%	
INE118H01025	Redington Limited	Commercial Services & Supplies	4,398	6.12	0.37%	
INE813H01021	BSE Limited	Capital Markets	1,003	6.08	0.36%	
INE881D01027	Torren Power Limited	Power	1,246	6.07	0.36%	
INE287A01025	Oracle Financial Services Software Limited	IT - Software	173	5.16	0.31%	
INE136B01020	Hindustan Zinc Limited	Non - Ferrous Metals	1,877	5.02	0.30%	
INE139A01034	Cyient Limited	IT - Services	614	4.87	0.29%	
INE274J01014	National Aluminium Company Limited	Non - Ferrous Metals	6,665	4.75	0.29%	
INE745G01035	Oil India Limited	Oil	2,650	4.62	0.28%	
INE732U01013	Multi Commodity Exchange of India Limited	Capital Markets	378	4.61	0.28%	
INE035A01013	Angel One Limited	Capital Markets	315	4.29	0.26%	
INE424H01027	Chambal Fertilizers & Chemicals Limited	Fertilizers & Agrochemicals	1,202	3.84	0.23%	
INE486A01021	Sun TV Network Limited	Entertainment	730	3.71	0.22%	
INE148I01020	CESC Limited	Power	4,712	3.64	0.22%	
INE002S01010	Indiabulls Housing Finance Limited	Finance	3,003	3.57	0.21%	
INE763G01038	Mahanagar Gas Limited	Gas	424	3.53	0.21%	
	ICICI Securities Limited	Capital Markets	598	3.13	0.19%	
	Subtotal			1,654.11	99.32%	
	(b) UNLISTED			NIL	NIL	NIL
	Subtotal			NIL	NIL	NIL
	Total			1,654.11	99.32%	
	Money Market Instruments					
	Triparty Repo/ Reverse Repo Instrument					
	Triparty Repo			7.43	0.45%	
	Total			7.43	0.45%	
	OTHERS					
	Cash Margin - CCL			0.04	0.00%	
	Total			0.04	0.00%	
	Net Current Assets			3.86	0.23%	
	GRAND TOTAL			1,665.44	100.00%	

§ Less Than 0.01% of NAV

SCHEME RISK-O-METER



BENCHMARK NAME - NIFTY DIVIDEND OPPORTUNITIES 50 TRI
BENCHMARK RISK-O-METER



Monthly Portfolio Statement as on September 30,2022

ISIN	Name of the Instrument	Industry / Rating	Quantity	Market/Fair Value (Rs. In Lacs)	% to NAV	YIELD
Debt Instruments						
(a) Listed / awaiting listing on Stock Exchange						
Government Securities						
IN1520190043	7.89% State Government Securities	SOVEREIGN	10,00,000	1,011.79	5.55%	7.38%
IN0020210012	5.63% Government of India	SOVEREIGN	8,51,700	809.83	4.45%	7.23%
IN000227C024	6.76% GOI (MD22/02/2061)-Strips (C)-(MD22/02/2027)	SOVEREIGN	5,00,000	362.63	1.99%	7.45%
IN000827C021	6.76% GOI (MD22/02/2061)-Strips (C)-(MD22/08/2027)	SOVEREIGN	5,00,000	349.66	1.92%	7.45%
Non Convertible Debentures						
INE507T07062	6.59% Summit Digital Infrastructure Limited **	CRISIL AAA	150	1,435.53	7.88%	8.18%
INE516Y07444	6.75% Piramal Capital & Housing Finance Limited **	ICRA AA	1,35,000	1,052.20	5.78%	11.53%
INE128M08011	9.81% L&T Metro Rail (Hyderabad) Limited **	ICRA AAA(CE)	100	1,046.45	5.75%	8.02%
INE020B08CK8	6.88% REC Limited **	CRISIL AAA	100	987.08	5.42%	7.45%
INE219X07124	7.25% India Grid Trust InvIT Fund	FITCH AAA	100	985.93	5.41%	7.84%
INE790Z07046	6.5% Indirafravil Trust **	CRISIL AAA	100	972.50	5.34%	7.92%
INE201P08167	6.7% G R InfraProjects Limited **	CARE AA	100	966.56	5.31%	8.38%
INE540P07079	8.97% U.P. Power Corporation Limited **	FITCH AA(CE)	50	504.27	2.77%	8.31%
INE0M2307032	9.62% Andhra Pradesh State Beverages Corporation Limited **	FITCH AA(CE)	10	100.57	0.55%	9.67%
INE0M2307024	9.62% Andhra Pradesh State Beverages Corporation Limited **	FITCH AA(CE)	10	100.37	0.55%	9.63%
INE0M2307057	9.62% Andhra Pradesh State Beverages Corporation Limited **	FITCH AA(CE)	10	100.34	0.55%	9.87%
INE0M2307040	9.62% Andhra Pradesh State Beverages Corporation Limited **	FITCH AA(CE)	10	100.31	0.55%	9.85%
INE0M2307016	9.62% Andhra Pradesh State Beverages Corporation Limited **	FITCH AA(CE)	10	75.11	0.41%	9.58%
Subtotal				10,961.13	60.18%	
(b) Privately placed / Unlisted						
Subtotal				NIL	NIL	NIL
(c) Securitised Debt						
Subtotal				NIL	NIL	NIL
Total				10,961.13	60.18%	
Money Market Instruments						
Triparty Repo/ Reverse Repo Instrument						
Triparty Repo						
Total				2,741.84	15.05%	
OTHERS						
Cash Margin - CCL						
Total				15.08	0.08%	
Net Current Assets				4,496.39	24.69%	
GRAND TOTAL				18,214.44	100.00%	

** Non Traded Securities/Illiquid Securities

Security defaulted beyond its maturity date as on 30 September 2022 (forming part of net current assets) is as follows :

ISIN	Name of the Instrument	Value of security considered under Net Current Assets (Rs. In Lakhs)	% of Value of security considered under Net Current Assets to Net Assets	Total amount due including interest (Rs. In Lakhs)
INE217K07AB6	8.7% Reliance Home Finance Ser 1 Tran 1 (MD03/01/2020) - Matured #	3,511.37	19.28%	14,652.76
INE217K07A11	8.64% Reliance Home Fin Ltd Annl Comp (MD25/05/20) - Matured #	748.57	4.11%	3,227.38

Nippon India Mutual Fund has segregated debt securities of Yes Bank Limited from portfolio of the scheme due to rating downgrade by ICRA to "D" on March 6, 2020.

NIPPON INDIA STRATEGIC DEBT FUND-SEGREGATED PORTFOLIO 2

ISIN	Name of the Instrument	Industry / Rating	Quantity	Market/Fair Value (Rs. In Lacs)	% to NAV
Debt Instruments					
(a) Listed / awaiting listing on Stock Exchange					
Non Convertible Debentures					
INE528G08352	9.5% Yes Bank Limited **#	ICRA D	320	0.00	\$0.00%
INE528G08394	9% Yes Bank Limited **#	ICRA D	5,700	0.00	\$0.00%
Subtotal				0.00	0.00%
(b) Privately placed / Unlisted					
Subtotal				NIL	NIL
(c) Securitised Debt					
Subtotal				NIL	NIL
Total				0.00	0.00%
Net Current Assets				0.00	100.00%
GRAND TOTAL				0.00	100.00%

** Non Traded Securities/Illiquid Securities

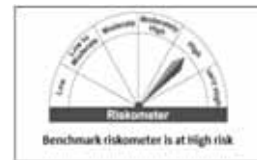
\$ Less Than 0.01% of NAV

Securities classified as below investment grade or default

SCHEME RISK-O-METER



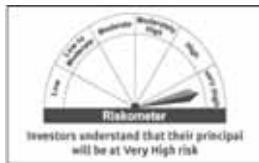
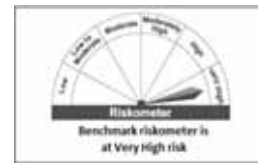
BENCHMARK NAME - CRISIL MEDIUM DURATION FUND CII INDEX
BENCHMARK RISK-O-METER



Monthly Portfolio Statement as on September 30,2022

ISIN	Name of the Instrument	Industry / Rating	Quantity	Market/Fair Value (Rs. in Lacs)	% to NAV	YIELD
	Equity & Equity related					
	(a) Listed Foreign Securities/Overseas ETFs					
JP3910660004	Tokio Marine Holdings Inc	Property & Casualty Insurance	47,700	690.55	3.36%	
JP3735400008	NTT Corp	Integrated Telecommunication Services	31,000	683.41	3.32%	
JP3422950000	Seven & I Holdings	Food Retail	20,500	671.77	3.26%	
JP3118000005	Asahi Group Holdings Ltd	Brewers	26,200	663.06	3.22%	
JP3254200003	Eizo Group Inc	Construction & Engineering	56,000	660.89	3.21%	
JP3756600007	Nintendo Co Ltd	Interactive Home Entertainment	20,000	660.80	3.21%	
JP3476480003	Dai-ichi Life Holdings Inc	Life & Health Insurance	51,000	659.74	3.21%	
JP3893200000	Mitsui Fudosan Co	Diversified Real Estate Activities	42,100	654.50	3.18%	
JP3505000004	Daiwa House Industry	Diversified Real Estate Activities	38,600	641.27	3.12%	
JP3621000003	Toray Industries Inc	Commodity Chemicals	1,56,300	627.92	3.05%	
JP3634000001	Toyota Motor Corp	Automobile Manufacturers	69,300	627.86	3.05%	
JP3357200009	Shimadzu Corporation	Electronic Equipment & Instruments	29,300	627.58	3.05%	
JP3756100008	Nitori Holdings Co Ltd	Homefurnishing Retail	9,100	626.08	3.04%	
JP3419400001	Sekisui Chemical Co Ltd	Homebuilding	62,600	624.66	3.04%	
JP3407400005	Sumitomo Elec Indust	Auto Parts & Equipment	75,300	622.19	3.02%	
JP3902900004	Mitsubishi UFJ Financial Group Inc	Diversified Banks	1,88,200	618.48	3.01%	
JP3898400001	Mitsubishi Corp	Trading Companies & Distributors	27,600	618.11	3.00%	
JP3481800005	Daijin Industries Ltd	Building Products	4,900	616.58	3.00%	
JP3201200007	Olympus Corp	Health Care Equipment	39,300	616.30	3.00%	
JP3832500006	BayCurrent Consulting Inc	Research & Consulting Services	2,900	616.24	2.99%	
JP3304200003	Komatsu Ltd	Construction Machinery & Heavy Trucks	41,700	614.51	2.99%	
JP3837300009	Trend Micro Inc	Systems Software	13,900	613.40	2.98%	
JP3802300008	Fast Retailing Co Ltd	Apparel Retail	1,400	606.13	2.95%	
JP3551500006	DENSO CORP	Auto Parts & Equipment	16,100	598.46	2.91%	
JP3788600009	Hitachi Ltd	Industrial Conglomerates	17,300	596.98	2.90%	
JP3435000009	Sony Corp	Consumer Electronics	11,200	586.99	2.85%	
JP3734800000	Nidec Corporation	Electrical Components & Equipment	12,700	582.75	2.83%	
JP3371200001	Shin Etsu Chemical Co	Specialty Chemicals	7,200	582.33	2.83%	
JP3538800008	TDK Corp	Electronic Components	23,000	578.31	2.81%	
JP3571400005	Tokyo Electron Ltd	Semiconductor Equipment	2,800	564.17	2.74%	
	Subtotal			18,752.13	91.13%	
	(b) UNLISTED			NIL	NIL	NIL
	Subtotal			NIL	NIL	NIL
	Total			18,752.13	91.13%	
	Money Market Instruments					
	Triparty Repo/ Reverse Repo Instrument					
	Triparty Repo			2,648.42	12.87%	
	Total			2,648.42	12.87%	
	OTHERS					
	Cash Margin - CCIL			14.78	0.07%	
	Total			14.78	0.07%	
	Net Current Assets			(838.60)	-4.07%	
	GRAND TOTAL			20,576.73	100.00%	

SCHEME RISK-O-METER

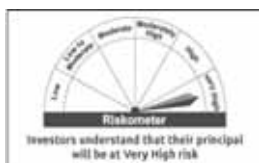
BENCHMARK NAME - S&P JAPAN 500 TRI
BENCHMARK RISK-O-METER

Monthly Portfolio Statement as on September 30,2022

ISIN	Name of the Instrument	Industry / Rating	Quantity	Market/Fair Value (Rs. in Lacs)	% to NAV	YIELD
Equity & Equity related						
(a) Listed / awaiting listing on Stock Exchanges						
INE002A01018	Reliance Industries Limited	Petroleum Products	90,152	2,143.54	12.58%	
INE040A01034	HDFC Bank Limited	Banks	1,14,727	1,631.88	9.58%	
INE090A01021	ICICI Bank Limited	Banks	1,81,831	1,568.84	9.21%	
INE009A01021	Infosys Limited	IT - Software	95,652	1,351.66	7.93%	
INE001A01036	Housing Development Finance Corporation Limited	Finance	47,411	1,085.47	6.37%	
INE467B01029	Tata Consultancy Services Limited	IT - Software	26,770	804.33	4.72%	
INE154A01025	ITC Limited	Diversified FMCG	2,29,657	762.46	4.47%	
INE237A01028	Kotak Mahindra Bank Limited	Banks	37,356	680.35	3.99%	
INE030A01027	Hindustan Unilever Limited	Diversified FMCG	23,329	629.15	3.69%	
INE018A01030	Larsen & Toubro Limited	Construction	31,576	563.75	3.43%	
INE238A01034	Axis Bank Limited	Banks	72,231	529.81	3.11%	
INE062A01020	State Bank of India	Banks	97,941	520.12	3.05%	
INE397D01024	Bharti Airtel Limited	Telecom - Services	63,960	511.52	3.00%	
INE296A01024	Bajaj Finance Limited	Finance	6,961	510.77	3.00%	
INE021A01026	Asian Paints Limited	Consumer Durables	11,780	393.71	2.31%	
INE101A01026	Mahindra & Mahindra Limited	Automobiles	25,013	317.34	1.86%	
INE585B01010	Maruti Suzuki India Limited	Automobiles	3,473	306.44	1.80%	
INE280A01028	Titan Company Limited	Consumer Durables	10,903	284.19	1.67%	
INE91801026	Bajaj Finserv Limited	Finance	16,216	272.20	1.60%	
INE044A01036	Sun Pharmaceutical Industries Limited	Pharmaceuticals & Biotechnology	28,211	267.72	1.57%	
INE660A01027	HCL Technologies Limited	IT - Software	27,653	257.88	1.51%	
INE031A01020	Tata Steel Limited	Ferrous Metals	2,10,617	209.14	1.23%	
INE095A01012	Indusind Bank Limited	Banks	17,014	201.84	1.18%	
INE733E01010	NTPC Limited	Power	1,24,150	198.33	1.16%	
INE752E01010	Power Grid Corporation of India Limited	Power	89,309	189.47	1.11%	
INE481G01011	UltraTech Cement Limited	Cement & Cement Products	3,017	188.56	1.11%	
INE239A01016	Nestle India Limited	Food Products	932	178.24	1.05%	
INE669C01036	Tech Mahindra Limited	IT - Software	16,522	166.57	0.98%	
INE075A01022	Wipro Limited	IT - Software	38,688	152.55	0.90%	
INE089A01023	Dr. Reddy's Laboratories Limited	Pharmaceuticals & Biotechnology	3,175	137.60	0.81%	
Subtotal				17,035.43	99.98%	
(b) UNLISTED						
Subtotal				NIL	NIL	NIL
Total				17,035.43	99.98%	NIL
Money Market Instruments						
Triparty Repo/ Reverse Repo Instrument						
Triparty Repo				5.48	0.03%	
Total				5.48	0.03%	
OTHERS						
Cash Margin - CCIL				0.03	\$0.00%	
Total				0.03	0.00%	
Net Current Assets				0.68	-0.01%	
GRAND TOTAL				17,041.62	100.00%	

\$ Less Than 0.01% of NAV

SCHEME RISK-O-METER

BENCHMARK NAME - S&P BSE SENSEX TRI
BENCHMARK RISK-O-METER

Monthly Portfolio Statement as on September 30,2022

ISIN	Name of the Instrument	Industry / Rating	Quantity	Market/Fair Value (Rs. in Lacs)	% to NAV	YIELD
Equity & Equity related						
(a) Listed / awaiting listing on Stock Exchanges						
INE02A01018	Reliance Industries Limited	Petroleum Products	7,10,000	16,882.03	7.29%	
INE04A01034	HDFC Bank Limited	Banks	10,00,000	14,213.50	6.14%	
INE09A01021	ICICI Bank Limited	Banks	16,00,000	13,792.00	5.95%	
INE018A01030	Larsen & Toubro Limited	Construction	6,00,000	11,086.20	4.79%	
INE03A01021	Infosys Limited	IT - Software	6,00,000	9,328.77	4.03%	
INE467B01029	Tata Consultancy Services Limited	IT - Software	2,90,000	8,713.20	3.76%	
INE320J01015	ITES Limited	Construction	25,38,326	8,286.37	3.58%	
INE062A01020	State Bank of India	Banks	11,50,000	6,101.90	2.63%	
INE935N01020	Dixon Technologies (India) Limited	Consumer Durables	1,10,000	4,808.78	2.08%	
INE752E01010	Power Grid Corporation of India Limited	Power	22,00,000	4,668.40	2.02%	
INE014A01036	Housing Development Finance Corporation Limited	Finance	2,00,000	4,575.50	1.98%	
INE093J01010	Oberoi Realty Limited	Realty	4,97,667	4,567.59	1.97%	
INE018E01016	SBI Cards and Payment Services Limited	Finance	4,50,000	4,110.75	1.77%	
INE092D01011	Mishra Dhatu Nigam Limited	Aerospace & Defense	20,00,000	4,088.00	1.76%	
INE786A01032	JK Lakshmi Cement Limited	Cement & Cement Products	6,54,427	3,629.05	1.65%	
INE04A01036	Sun Pharmaceutical Industries Limited	Pharmaceuticals & Biotechnology	4,00,000	3,784.60	1.64%	
INE585B01010	Maruti Suzuki India Limited	Automobiles	42,500	3,751.96	1.62%	
INE296A01024	Bajaj Finance Limited	Finance	50,000	3,667.88	1.58%	
INE075A01022	Wipro Limited	IT - Software	9,00,000	3,548.25	1.53%	
INE299J01018	Crompton Greaves Consumer Electricals Limited	Consumer Durables	8,50,000	3,501.15	1.51%	
INE686F01025	United Breweries Limited	Beverages	2,00,000	3,413.80	1.47%	
INE238A01034	Axis Bank Limited	Banks	4,50,000	3,299.40	1.42%	
INE342J01019	ZF Commercial Vehicle Control Systems India Limited	Auto Components	33,000	3,281.93	1.42%	
INE030A01027	Hindustan Unilever Limited	Diversified FMCG	1,20,000	3,235.74	1.40%	
INE323A01026	Bosch Limited	Auto Components	20,000	3,162.97	1.37%	
INE123W01016	SBI Life Insurance Company Limited	Insurance	2,50,000	3,126.13	1.35%	
INE180Y01028	Bajaj Finserv Limited	Finance	1,85,000	3,104.95	1.34%	
INE503A01015	DCB Bank Limited	Banks	30,00,000	3,084.00	1.33%	
INE203G01027	Indraprastha Gas Limited	Gas	7,75,000	3,075.20	1.33%	
INE227W01023	Clean Science and Technology Limited	Chemicals & Petrochemicals	1,70,000	2,990.56	1.29%	
INE361B01024	Div's Laboratories Limited	Pharmaceuticals & Biotechnology	80,000	2,964.16	1.28%	
INE765G01017	ICICI Lombard General Insurance Company Limited	Insurance	2,50,000	2,877.88	1.24%	
INE754A01035	Samvardhana Maheshon International Limited	Auto Components	24,00,000	2,816.00	1.13%	
INE280A01028	Titan Company Limited	Consumer Durables	1,00,000	2,606.95	1.13%	
INE016A01026	Dabur India Limited	Personal Products	4,50,000	2,578.28	1.11%	
INE758T01015	Zomato Limited	Retailing	40,00,000	2,494.00	1.08%	
INE742F01042	Adani Ports and Special Economic Zone Limited	Transport Infrastructure	3,00,000	2,461.95	1.06%	
INE079K01018	Sona BLW Precision Forgings Limited	Auto Components	5,25,000	2,434.69	1.05%	
INE127D01025	HDFC Asset Management Company Limited	Capital Markets	1,27,298	2,405.42	1.04%	
INE068F01012	Hindustan Aeronautics Limited	Aerospace & Defense	1,00,000	2,344.85	1.01%	
INE594H01019	Thyrocare Technologies Limited	Healthcare Services	3,21,903	2,254.29	0.97%	
INE811K01011	Prestige Estates Projects Limited	Realty	5,00,000	2,249.00	0.97%	
INE736E01010	NTPC Limited	Power	14,00,000	2,235.10	0.96%	
INE101H01014	PVR Limited	Entertainment	1,19,515	2,119.84	0.92%	
INE028A01039	Bank of Baroda	Banks	16,00,000	2,118.40	0.91%	
INE077T01019	Restaurant Brands Asia Limited	Leisure Services	16,00,000	2,072.00	0.89%	
INE481G01011	UltraTech Cement Limited	Cement & Cement Products	32,500	2,032.91	0.88%	
INE068F01031	Jyothy Labs Limited	Household Products	10,40,877	1,961.53	0.85%	
INE389Y01029	FSN E-Commerce Ventures Limited	Retailing	1,50,000	1,908.15	0.82%	
INE226A01021	Volvo Limited	Consumer Durables	2,00,000	1,812.90	0.78%	
INE864I01014	MTAR Technologies Limited	Aerospace & Defense	1,10,000	1,742.07	0.75%	
INE949L01017	AJ Small Finance Bank Limited	Banks	2,78,430	1,724.04	0.74%	
INE230A01023	EH Limited	Leisure Services	7,84,164	1,468.74	0.63%	
INE437A01024	Apollo Hospitals Enterprise Limited	Healthcare Services	29,904	1,310.81	0.57%	
INE068V01023	Gland Pharma Limited	Pharmaceuticals & Biotechnology	60,000	1,265.71	0.54%	
INE095A01012	Indusind Bank Limited	Banks	1,00,000	1,185.20	0.51%	
INE085A01013	Chambal Fertilizers & Chemicals Limited	Fertilizers & Agrochemicals	3,00,000	958.35	0.41%	
INE387A01021	Sundram Fasteners Limited	Auto Components	24,676	224.30	0.10%	
Subtotal				2,25,507.86	97.33%	
(b) UNLISTED						
Subtotal				NIL	NIL	NIL
Total				2,25,507.86	97.33%	
Debt Instruments						
(a) Listed / awaiting listing on Stock Exchange						
Non Convertible Debentures						
INE528G08394	9% Yes Bank Limited **#	ICRA D	500	0.00	0.00%	
Subtotal				0.00	0.00%	
(b) Privately placed / Unlisted						
Subtotal				NIL	NIL	NIL
(c) Securitised Debt						
Subtotal				NIL	NIL	NIL
Total				0.00	0.00%	
Money Market Instruments						
Triparty Repo/ Reverse Repo Instrument						
Triparty Repo						
Total				5,234.97	2.26%	
OTHERS				5,234.97	2.26%	
Cash Margin - CCIL				30.45	0.01%	
Total				30.45	0.01%	
Net Current Assets				879.54	0.40%	
GRAND TOTAL				2,31,652.82	100.00%	

** Non Traded Securities/illiquid Securities
\$ Less Than 0.01% of NAV
Securities classified as below investment grade or default

SCHEME RISK-O-METER



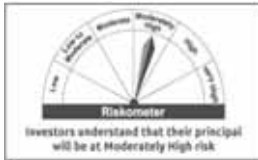
BENCHMARK NAME - S&P BSE 500 TRI
BENCHMARK RISK-O-METER



Monthly Portfolio Statement as on September 30,2022

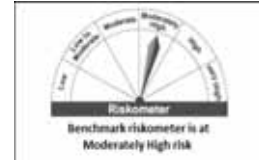
ISIN	Name of the Instrument	Industry / Rating	Quantity	Market/Fair Value (Rs. in Lacs)	% to NAV	YIELD
Equity & Equity related						
(a) Listed / awaiting listing on Stock Exchanges						
INE002A01018	Petroleum Products	Petroleum Products	11,500	273.44	1.46%	
INE090A01021	Reliance Industries Limited	Banks	30,000	258.60	1.38%	
INE040A01034	ICICI Bank Limited	Banks	18,000	255.84	1.37%	
INE018A01030	HDFC Bank Limited	Banks	11,000	203.25	1.09%	
INE230A01034	Larsen & Toubro Limited	Construction	24,000	175.97	0.94%	
INE062A01020	Axis Bank Limited	Banks	30,000	159.18	0.85%	
INE467B01029	State Bank of India	Banks	5,000	150.23	0.80%	
INE009A01021	Tata Consultancy Services Limited	IT - Software	10,000	141.35	0.76%	
INE018E01016	Infosys Limited	IT - Software	13,000	118.76	0.63%	
INE014A01036	SBI Cards and Payment Services Limited	Finance	5,000	114.39	0.61%	
INE320J01015	Housing Development Finance Corporation Limited	Finance	35,000	114.26	0.61%	
INE123W01016	RITES Limited	Construction	9,000	112.54	0.60%	
INE044A01036	SBI Life Insurance Company Limited	Insurance	11,200	106.25	0.57%	
INE092Z01011	Sun Pharmaceutical Industries Limited	Pharmaceuticals & Biotechnology	50,000	102.20	0.55%	
INE203G01027	Mishra Dhatu Nigam Limited	Aerospace & Defense	25,000	99.20	0.53%	
INE075A01022	Indraprastha Gas Limited	Gas	25,000	98.56	0.53%	
INE503A01015	Wipro Limited	IT - Software	90,000	92.52	0.49%	
INE093J01010	DCB Bank Limited	Banks	10,000	91.78	0.49%	
INE935N01020	Oberoi Realty Limited	Realty	2,000	87.43	0.47%	
INE686F01025	Dixon Technologies (India) Limited	Consumer Durables	5,000	86.35	0.46%	
INE299J01018	United Breweries Limited	Beverages	20,000	82.36	0.44%	
INE030A01027	Crompton Greaves Consumer Electricals Limited	Consumer Durables	3,000	80.89	0.43%	
INE765G01017	Hindustan Unilever Limited	Diversified FMCG	7,000	80.58	0.43%	
INE028A01039	ICICI Lombard General Insurance Company Limited	Insurance	55,000	72.82	0.39%	
INE775A01035	Bank of Baroda	Banks	60,000	65.40	0.35%	
INE388Y01029	Samvardhana Motherson International Limited	Auto Components	5,000	63.61	0.34%	
INE411G01011	FSN E-Commerce Ventures Limited	Retailing	1,000	62.55	0.33%	
INE786A01032	UltraTech Cement Limited	Cement & Cement Products	10,000	58.51	0.31%	
INE397D01024	JK Lakshmi Cement Limited	Cement & Cement Products	7,000	55.99	0.30%	
INE061F01013	Bharti Airtel Limited	Telecom - Services	20,000	52.84	0.28%	
INE758T01015	Fortis Healthcare Limited	Healthcare Services	80,000	49.88	0.27%	
INE811K01011	Zomato Limited	Retailing	10,000	44.98	0.24%	
INE342J01019	Prestige Estates Projects Limited	Realty	900	29.84	0.16%	
INE095A01012	ZF Commercial Vehicle Control Systems India Limited	Auto Components	2,500	29.63	0.16%	
	IndusInd Bank Limited	Banks				
	Subtotal			3,671.00	19.62%	
	(b) UNLISTED			NIL	NIL	NIL
	Subtotal			NIL	NIL	NIL
	Total			3,671.00	19.62%	
Debt Instruments						
(a) Listed / awaiting listing on Stock Exchange						
Government Securities						
IN0020160068	7.06% Government of India	SOVEREIGN	55,15,000	5,242.65	28.03%	7.51%
IN0020190024	7.62% Government of India	SOVEREIGN	25,00,000	2,525.31	13.50%	7.51%
IN0020150044	8.13% Government of India	SOVEREIGN	21,10,000	2,255.54	12.06%	7.49%
IN0020200070	5.79% Government of India	SOVEREIGN	20,00,000	1,820.42	9.73%	7.35%
IN0020140078	8.17% Government of India	SOVEREIGN	11,50,000	1,226.57	6.56%	7.55%
IN0020200096	6.19% Government of India	SOVEREIGN	5,00,000	451.13	2.41%	7.44%
IN0020120062	9.3% Government of India	SOVEREIGN	2,13,600	230.72	1.23%	7.52%
IN0020210194	8.99% Government of India	SOVEREIGN	2,00,000	187.05	1.00%	7.54%
IN0020200252	8.67% Government of India	SOVEREIGN	2,00,000	180.00	0.96%	7.53%
IN0020110063	8.83% Government of India	SOVEREIGN	1,00,700	113.93	0.61%	7.52%
	Subtotal			14,234.32	76.09%	
	(b) Privately placed / Unlisted			NIL	NIL	NIL
	Subtotal			NIL	NIL	NIL
	(c) Securitised Debt			NIL	NIL	NIL
	Subtotal			NIL	NIL	NIL
	Total			14,234.32	76.09%	
Money Market Instruments						
Triparty Repo/ Reverse Repo Instrument						
	Triparty Repo			459.38	2.46%	
	Total			459.38	2.46%	
OTHERS						
	Cash Margin - CCL			1.09	0.01%	
	Total			1.09	0.01%	
	Net Current Assets			339.55	1.82%	
	GRAND TOTAL			18,705.34	100.00%	

SCHEME RISK-O-METER



BENCHMARK NAME - CRISIL HYBRID 85+15 - CONSERVATIVE INDEX

BENCHMARK RISK-O-METER



Monthly Portfolio Statement as on September 30, 2022

ISIN	Name of the Instrument	Industry / Rating	Quantity	Market/Fair Value (Rs. in Lacs)	% to NAV	YIELD
	Debt Instruments					
	(a) Listed / awaiting listing on Stock Exchange					
	Floating Rate Note					
INE134E07AP6	Power Finance Corporation Limited** Government Securities	CRISIL AAA	8,10,000	7,880.03	1.90%	7.95%
IN002010160	4.93% Government of India	SOVEREIGN	3,11,00,000	30,724.62	7.39%	6.99%
IN0020202037	7.38% Government of India	SOVEREIGN	1,00,00,000	16,039.34	3.86%	7.31%
IN0020220011	7.1% Government of India	SOVEREIGN	80,00,000	7,887.20	1.90%	7.37%
IN0020150093	7.59% Government of India	SOVEREIGN	55,00,000	5,556.22	1.34%	7.23%
IN0020210244	6.54% Government of India	SOVEREIGN	45,00,000	4,233.45	1.02%	7.43%
IN1620210147	6.96% State Government Securities	SOVEREIGN	43,00,000	4,167.20	1.00%	7.58%
IN002014060	8.15% Government of India	SOVEREIGN	25,00,000	2,576.54	0.62%	7.26%
IN1620155160	6.21% State Government Securities	SOVEREIGN	25,00,000	2,525.05	0.61%	7.55%
IN0020210012	5.63% Government of India	SOVEREIGN	25,00,000	2,377.10	0.57%	7.23%
IN1520140105	8.05% State Government Securities	SOVEREIGN	16,29,000	1,653.02	0.40%	7.36%
IN020180070	8.48% State Government Securities	SOVEREIGN	10,00,000	1,050.09	0.25%	7.62%
IN2220220049	7.63% State Government Securities	SOVEREIGN	10,00,000	1,002.20	0.24%	7.59%
IN2220200173	5.68% State Government Securities	SOVEREIGN	10,00,000	970.29	0.23%	7.33%
IN2220210073	8.78% State Government Securities	SOVEREIGN	10,00,000	950.28	0.23%	7.57%
IN0020170174	7.17% Government of India	SOVEREIGN	7,49,600	744.95	0.18%	7.31%
IN0020190016	7.27% Government of India	SOVEREIGN	7,35,000	736.11	0.18%	7.22%
IN0020170206	6.79% Government of India	SOVEREIGN	6,41,500	628.52	0.15%	7.31%
IN2220150139	6.15% State Government Securities	SOVEREIGN	5,00,000	510.17	0.12%	7.41%
IN2220150121	6.12% State Government Securities	SOVEREIGN	5,00,000	509.66	0.12%	7.41%
IN2220160039	7.84% State Government Securities	SOVEREIGN	5,00,000	506.56	0.12%	7.43%
IN1020200078	6.7% State Government Securities	SOVEREIGN	5,00,000	488.96	0.12%	7.42%
IN0020210186	5.74% Government of India	SOVEREIGN	5,00,000	473.05	0.11%	7.27%
IN0020210095	6.1% Government of India	SOVEREIGN	5,00,000	459.11	0.11%	7.38%
IN0020209034	7.35% Government of India	SOVEREIGN	2,33,200	234.20	0.06%	7.12%
IN0020110055	8.97% Government of India	SOVEREIGN	1,79,000	196.67	0.05%	7.34%
IN0020202078	5.15% Government of India	SOVEREIGN	1,48,800	140.58	0.03%	7.16%
IN0020180488	7.32% Government of India	SOVEREIGN	92,800	93.05	0.02%	7.09%
IN0020150069	7.59% Government of India	SOVEREIGN	68,000	68.75	0.02%	7.37%
IN0020200153	5.77% Government of India	SOVEREIGN	400	0.36	\$0.00%	7.32%
	Non Convertible Debentures					
INE213A08040	4.5% Oil & Natural Gas Corporation Limited **	ICRA AAA	2,250	21,730.43	5.23%	7.22%
INE246R07475	5.5% NIF Infrastructure Finance Limited **	ICRA AAA	1,500	14,906.15	3.59%	7.21%
INE238A08351	8.85% Axis Bank Limited **	CRISIL AAA	1,300	13,338.82	3.21%	7.49%
INE557F08H1	5.35% National Housing Bank **	CRISIL AAA	1,250	12,201.76	2.94%	7.21%
INE090A08D01	7.1% ICICI Bank Limited **	ICRA AAA	1,000	9,862.39	2.37%	7.44%
INE537P07604	5.75% India Infra debt Limited **	CRISIL AAA	950	9,344.91	2.25%	7.58%
INE053F07CU1	5.04% Indian Railway Finance Corporation Limited	CRISIL AAA	900	8,909.11	2.14%	6.90%
INE062A08256	6.24% State Bank of India **	CRISIL AAA	900	8,670.25	2.09%	6.85%
INE062A08165	8.9% State Bank of India **	CRISIL AAA	795	8,072.95	1.94%	8.56%
INE752E07K9N	6.8% Power Grid Corporation of India Limited **	CRISIL AAA	798	7,957.91	1.92%	6.78%
INE020B08066	6.27% REC Limited **	CRISIL AAA	750	7,826.88	1.84%	7.44%
INE557F08F17	6.55% National Housing Bank	CRISIL AAA	750	7,477.26	1.80%	6.92%
INE242A08452	6.39% Indian Oil Corporation Limited **	CRISIL AAA	750	7,337.72	1.77%	7.37%
INE020B08CD3	7.09% REC Limited **	CRISIL AAA	700	7,003.28	1.69%	6.48%
INE752E07L82	8.7% Power Grid Corporation of India Limited **	CRISIL AAA	650	6,574.30	1.58%	7.04%
INE053F07B83	6.25% Indian Railway Finance Corporation Limited **	CRISIL AAA	570	5,777.91	1.39%	7.24%
INE020B08B7	8.1% REC Limited **	CRISIL AAA	550	5,560.02	1.34%	7.37%
INE733E07JP6	8.49% NTPC Limited **	CRISIL AAA	4,00,00,000	5,086.60	1.22%	7.30%
INE134E08E1	8.03% Power Finance Corporation Limited **	CRISIL AAA	500	5,070.22	1.22%	7.55%
INE242A08445	6.44% Indian Oil Corporation Limited **	CRISIL AAA	500	4,987.84	1.20%	6.91%
INE261F08D96	7.35% National Bank For Agriculture and Rural Development **	CRISIL AAA	500	4,985.12	1.20%	7.45%
INE07707096	6.05% Summit Digital Infrastructure Limited **	CRISIL AAA	500	4,984.76	1.20%	8.38%
INE556F08KA6	7.25% Small Industries Dev Bank of India **	ICRA AAA	500	4,969.62	1.20%	7.48%
INE261F08DR2	7.2% National Bank For Agriculture and Rural Development	ICRA AAA	500	4,966.95	1.20%	7.45%
INE242A08510	5.84% Indian Oil Corporation Limited **	CRISIL AAA	500	4,891.39	1.18%	7.34%
INE514E08FW2	5.2% Export Import Bank of India **	CRISIL AAA	500	4,863.21	1.17%	7.26%
INE556F08L30	6.24% Small Industries Dev Bank of India **	ICARE AAA	500	4,858.13	1.17%	7.30%
INE795G08019	6.67% HDFC Life Insurance Company Limited **	CRISIL AAA	500	4,828.80	1.16%	7.79%
INE556F08KB4	7.11% Small Industries Dev Bank of India	ICRA AAA	450	4,446.00	1.07%	7.53%
INE752E08569	7.34% Power Grid Corporation of India Limited **	CRISIL AAA	400	4,003.14	0.96%	7.27%
INE514E08CC1	8.83% Export Import Bank of India **	CRISIL AAA	377	3,786.61	0.91%	6.76%
INE134E08K2	6.98% Power Finance Corporation Limited **	CRISIL AAA	350	3,598.81	0.87%	7.42%
INE16A08032	9.9% Kotak Mahindra Bank Limited **	CRISIL AAA	350	3,513.30	0.85%	7.55%
INE134E08K8N	6.98% Power Finance Corporation Limited	CRISIL AAA	350	3,495.56	0.84%	7.00%
INE134E08K9N	6.72% Power Finance Corporation Limited **	CRISIL AAA	350	3,489.44	0.84%	7.04%
INE134E08G9V	8.65% Power Finance Corporation Limited **	CRISIL AAA	250	2,560.00	0.62%	7.42%
INE752E07H19	6.84% Power Grid Corporation of India Limited **	CRISIL AAA	200	2,526.63	0.61%	7.04%
INE098B0796	7.11% National Highways Auth Of Ind **	CRISIL AAA	200	2,501.13	0.60%	8.82%
INE010B08CH4	7.12% REC Limited **	CRISIL AAA	250	2,500.66	0.60%	6.82%
INE020B08C19	6.92% REC Limited **	CRISIL AAA	250	2,496.80	0.60%	7.02%
INE094A08036	7% Hindustan Petroleum Corporation Limited **	CRISIL AAA	250	2,485.16	0.60%	7.34%
INE261F08C2	5.53% National Bank For Agriculture and Rural Development **	ICRA AAA	250	2,442.11	0.59%	7.30%
INE261F08C4B	5.44% National Bank For Agriculture and Rural Development **	ICRA AAA	250	2,441.20	0.59%	7.30%
INE053F07B22	6.59% Indian Railway Finance Corporation Limited **	CRISIL AAA	225	2,247.75	0.54%	6.88%
INE134E08FN8	8.9% Power Finance Corporation Limited	CRISIL AAA	200	2,015.83	0.49%	6.80%
INE020A08057	8.02% Bharat Petroleum Corporation Limited **	CRISIL AAA	200	2,011.63	0.48%	7.52%
INE752E07LQ0	9.3% Power Grid Corporation of India Limited **	CRISIL AAA	180	1,656.28	0.40%	7.27%
INE261F08A08	8.2% National Bank For Agriculture and Rural Development **	CRISIL AAA	150	1,551.96	0.37%	7.55%
INE134E08H05	6.39% Power Finance Corporation Limited **	CRISIL AAA	100	1,021.24	0.25%	7.42%
INE134E08LD7	6.5% Power Finance Corporation Limited **	CRISIL AAA	100	975.73	0.23%	7.44%
INE261F08A0V	8.22% National Bank For Agriculture and Rural Development **	CRISIL AAA	50	519.69	0.13%	7.55%
INE090A08T1	9.15% ICICI Bank Limited **	ICRA AAA	50	515.50	0.12%	7.45%
INE752E07OC4	7.36% Power Grid Corporation of India Limited **	CRISIL AAA	50	499.10	0.12%	7.41%
INE557F08F15	5.8% National Housing Bank **	CRISIL AAA	50	496.02	0.12%	6.99%
INE261F08A74	6.5% National Bank For Agriculture and Rural Development	CRISIL AAA	36	361.67	0.09%	6.70%
INE020B08880	8.57% REC Limited **	CRISIL AAA	10	102.23	0.02%	7.44%
INE020B08963	8.11% REC Limited **	CRISIL AAA	7	71.10	0.02%	7.51%
INE094A08077	5.36% Hindustan Petroleum Corporation Limited **	CRISIL AAA	7	66.80	0.02%	7.42%
INE098B07GP0	8.27% National Highways Auth Of Ind **	CRISIL AAA	2	20.67	\$0.00%	7.58%
INE94E08I36	6.12% NTPC Limited **	CARE AAA	2	20.66	\$0.00%	7.61%
	Subtotal			3,72,666.28	89.71%	
	(b) Privately placed / Unlisted					
	Subtotal			NIL	NIL	NIL
	(c) Securitised Debt					
	Subtotal			NIL	NIL	
	Total			3,72,666.28	89.71%	
	Derivatives					
	Interest Rate Swaps					
	Interest Rate Swaps Pay Fix Receive Floating (03/03/2023) (FV 10000 Lacs)			93.64	0.02%	
	Interest Rate Swaps Pay Fix Receive Floating (03/03/2023) (FV 10000 Lacs)			93.54	0.02%	
	Total			187.18	0.05%	
	Money Market Instruments					
	Certificate of Deposit					
INE040A16CV8	HDFC Bank Limited **	CARE A1+	2,000	9,761.54	2.35%	6.75%
INE028A16C08	Bank of Baroda **	FITCH A1+	2,000	9,755.55	2.35%	6.73%
INE040A16D03	HDFC Bank Limited **	CARE A1+	1,000	4,707.09	1.13%	7.17%
INE238A16E07	Axis Bank Limited **	CRISIL A1+	500	2,470.58	0.59%	6.30%
INE237A16Q01	Kotak Mahindra Bank Limited **	CRISIL A1+	500	2,346.96	0.56%	7.11%
	Triparty Repo/ Reverse Repo Instrument					
	Triparty Repo			1,215.02	0.29%	
	Total			30,256.74	7.27%	
	OTHERS					
	Cash Margin - CCL			20.61	\$0.00%	
	Total			20.61	0.00%	
	Net Current Assets			12,392.37	2.97%	
	GRAND TOTAL			4,15,623.18	100.00%	

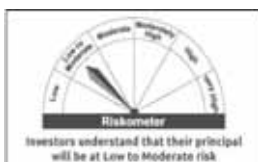
** Non Traded Securities/ Illiquid Securities
\$ Less Than 0.01% of NAV

Disclosure of Yield to Call

With Reference to "AMFI Best Practices Guidelines Circular No. 91/ 2020 – 21 on Valuation of AT-1 Bonds and Tier 2 Bonds" disclosure of Yield to Call as follows

ISIN code	security_name	Yield to Call
INE090A08UD0	7.1% ICICI Bank BSNII Tier2 (M17/2/30)CALL17/2/25	7.73%
INE062A08165	8.9% SBI BSII Tier2 NCD (M2/11/2028) CALL2/11/23	7.34%
INE062A08256	6.24% SBI NCDs/2 BSNII Tier2 (M21/9/30)CALL19/9/25	7.67%

SCHEME RISK-O-METER



BENCHMARK NAME - NIFTY BANKING & PSU DEBT INDEX

BENCHMARK RISK-O-METER



Monthly Portfolio Statement as on September 30,2022

ISIN	Name of the Instrument	Industry / Rating	Quantity	Market/Fair Value (Rs. in Lacs)	% to NAV	YIELD
Equity & Equity related						
(a) Listed / awaiting listing on Stock Exchanges						
INE018A01030	Larsen & Toubro Limited	Construction	75,600	1,396.86	7.26%	
INE047A01021	Grasim Industries Limited	Cement & Cement Products	68,175	1,141.83	5.93%	
INE002A01018	Reliance Industries Limited	Petroleum Products	45,500	1,081.88	5.62%	
INE001A01036	Housing Development Finance Corporation Limited	Finance	37,900	867.06	4.51%	
INE090A01021	ICICI Bank Limited	Banks	92,500	797.35	4.14%	
INE081A01020	Tata Steel Limited	Ferrous Metals	7,10,000	705.03	3.66%	
INE860A01027	HCL Technologies Limited	IT - Software	61,514	573.53	2.98%	
INE009A01021	Infosys Limited	IT - Software	36,900	521.56	2.71%	
INE021A01026	Asian Paints Limited	Consumer Durables	14,200	474.63	2.47%	
INE059A01026	Cipla Limited	Pharmaceuticals & Biotechnology	40,550	452.11	2.35%	
INE585B01010	Maruti Suzuki India Limited	Automobiles	4,700	414.92	2.16%	
INE040A01034	HDFC Bank Limited	Banks	29,000	412.19	2.14%	
INE030A01027	Hindustan Unilever Limited	Diversified FMCG	14,000	377.50	1.96%	
INE101A01026	Mahindra & Mahindra Limited	Automobiles	27,300	346.22	1.80%	
INE628A01036	UPL Limited	Fertilizers & Agrochemicals	48,100	323.26	1.68%	
INE238A01034	Axis Bank Limited	Banks	40,000	293.28	1.52%	
INE082A01020	State Bank of India	Banks	55,000	281.83	1.52%	
INE397D01024	Bharti Airtel Limited	Telecom - Services	36,000	287.96	1.50%	
INE044A01036	Sun Pharmaceutical Industries Limited	Pharmaceuticals & Biotechnology	30,000	284.60	1.48%	
INE154A01025	ITC Limited	Diversified FMCG	75,000	249.15	1.29%	
INE476A01014	Canara Bank	Banks	97,200	222.35	1.16%	
INE545U01014	Bandhan Bank Limited	Banks	81,000	215.95	1.12%	
INE854D01024	United Spirits Limited	Beverages	22,500	189.52	0.99%	
INE016A01026	Dabur India Limited	Personal Products	30,000	171.89	0.89%	
INE155A01022	Tata Motors Limited	Automobiles	40,000	161.84	0.84%	
INE114A01011	Steel Authority of India Limited	Ferrous Metals	2,10,000	161.18	0.84%	
INE785D01014	HDFC Life Insurance Company Limited	Insurance	30,000	159.14	0.83%	
INE075A01022	Wipro Limited	IT - Software	40,000	157.70	0.82%	
INE256A01028	Zee Entertainment Enterprises Limited	Entertainment	60,000	154.89	0.81%	
INE271C01023	DLF Limited	Realty	33,000	117.71	0.61%	
INE49A01030	Jindal Steel & Power Limited	Ferrous Metals	20,000	85.72	0.45%	
INE019A01038	JSW Steel Limited	Ferrous Metals	13,500	85.27	0.44%	
INE487B01029	Tata Consultancy Services Limited	IT - Software	2,828	84.97	0.44%	
INE733E01010	NTPC Limited	Power	50,000	79.83	0.41%	
INE029A01011	Bharat Petroleum Corporation Limited	Petroleum Products	16,200	49.38	0.26%	
INE196A01026	Marico Limited	Personal Products	8,400	45.18	0.23%	
IN939D01014	Bharti Airtel Limited - Partly Paid up	Telecom - Services	5,714	22.97	0.12%	
	Subtotal			13,458.24	69.94%	
	(b) UNLISTED			NIL	NIL	NIL
	Subtotal			NIL	NIL	NIL
	Total			13,458.24	69.94%	
Debt Instruments						
(a) Listed / awaiting listing on Stock Exchange						
Government Securities						
IN0020210186	5.74% Government of India	SOVEREIGN	10,00,000	946.09	4.92%	7.27%
Non Convertible Debentures						
INE790Z07046	6.5% Indiravitrust **	CRISIL AAA	100	972.50	5.05%	7.92%
INE020B08DR1	5.74% REC Limited **	CRISIL AAA	50	487.08	2.53%	7.37%
INE217K08271	9.25% Reliance Home Finance Limited **	CARE D	2,50,000	6.00	0.00%	
	Subtotal			2,405.67	12.50%	
	(b) Privately placed / Unlisted			NIL	NIL	NIL
	Subtotal			NIL	NIL	NIL
	(c) Securitised Debt			NIL	NIL	NIL
	Subtotal			NIL	NIL	NIL
	Total			2,405.67	12.50%	
Money Market Instruments						
	Triparty Repo/ Reverse Repo Instrument			1,661.11	8.63%	
	Triparty Repo			1,661.11	8.63%	
	Total			1,661.11	8.63%	
OTHERS						
	Cash Margin - Derivatives			1,845.00	9.59%	
	Cash Margin - CCL			9.53	0.05%	
	Total			1,854.53	9.64%	
	Net Current Assets			(139.36)	-0.71%	
	GRAND TOTAL			19,240.19	100.00%	

** Non Traded Securities/illiquid Securities
Securities classified as below investment grade or default
\$ Less Than 0.01% of NAV

Details of Stock Future / Index Future

Long/Short	Name of the Instrument	Industry	Quantity	Market/Fair Value (Rs. in Lacs)	% to NAV
Short	Larsen & Toubro Limited_27/10/2022	Construction	60600	1,124.71	5.85%
Short	Grasim Industries Limited_27/10/2022	Cement & Cement Products	63175	1,062.45	5.52%
Short	Reliance Industries Limited_27/10/2022	Petroleum Products	29500	703.58	3.66%
Short	Housing Development Finance Corporation Limited_27/10/2022	Finance	27900	641.59	3.33%
Short	HCL Technologies Limited_27/10/2022	IT - Software	58100	536.99	2.79%
Short	Tata Steel Limited_27/10/2022	Ferrous Metals	510000	508.22	2.64%
Short	Asian Paints Limited_27/10/2022	Consumer Durables	14200	476.30	2.48%
Short	ICICI Bank Limited_27/10/2022	Banks	49500	428.92	2.23%
Short	Mahindra & Mahindra Limited_27/10/2022	Automobiles	27300	347.72	1.81%
Short	Cipla Limited_27/10/2022	Pharmaceuticals & Biotechnology	30550	339.15	1.76%
Short	UPL Limited_27/10/2022	Fertilizers & Agrochemicals	48100	324.24	1.69%
Short	Canara Bank_27/10/2022	Banks	97200	223.17	1.16%
Short	Infosys Limited_27/10/2022	IT - Software	15900	222.82	1.16%
Short	Bandhan Bank Limited_27/10/2022	Banks	81000	216.43	1.12%
Short	Maruti Suzuki India Limited_27/10/2022	Automobiles	2200	194.80	1.01%
Short	United Spirits Limited_27/10/2022	Beverages	22500	190.62	0.99%
Short	Dabur India Limited_27/10/2022	Personal Products	30000	172.37	0.90%
Short	Steel Authority of India Limited_27/10/2022	Ferrous Metals	210000	161.81	0.84%
Short	Wipro Limited_27/10/2022	IT - Software	40000	158.38	0.82%
Short	Zee Entertainment Enterprises Limited_27/10/2022	Entertainment	60000	155.91	0.81%
Short	DLF Limited_27/10/2022	Realty	32000	118.44	0.62%
Short	JSW Steel Limited_27/10/2022	Ferrous Metals	13500	85.70	0.45%
Short	Bharat Petroleum Corporation Limited_27/10/2022	Petroleum Products	16200	49.62	0.26%
Short	Marico Limited_27/10/2022	Personal Products	8400	45.44	0.24%

Due to credit event (Default of debt servicing by Reliance Capital Limited (RCL) on Sep 20, 2019, securities of RCL have been segregated from the scheme's portfolio w.e.f. Sep 25, 2019

Nippon India Equity Savings Fund - Segregated Portfolio 1

ISIN	Name of the Instrument	Industry / Rating	Quantity	Market/Fair Value (Rs. in Lacs)	% to NAV
Debt Instruments					
(a) Listed / awaiting listing on Stock Exchange					
Non Convertible Debentures					
INE013A074H7	8.85% Reliance Capital Limited **	CARE D	957	2,392.50	92.69%
	Subtotal			2,392.50	92.69%
	(b) Privately placed / Unlisted			NIL	NIL
	Subtotal			NIL	NIL
	(c) Securitised Debt			NIL	NIL
	Subtotal			NIL	NIL
	Total			2,392.50	92.69%
	Net Current Assets			188.55	7.31%
	GRAND TOTAL			2,581.05	100.00%

** Non Traded Securities/illiquid Securities
Securities classified as below investment grade or default

Nippon India Mutual Fund has segregated debt securities of Yes Bank Limited from portfolio of the scheme due to rating downgrade by ICRA to "D" on March 6, 2020.

Nippon India Equity Savings Fund - Segregated Portfolio 2

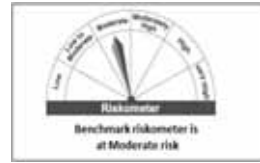
ISIN	Name of the Instrument	Industry / Rating	Quantity	Market/Fair Value (Rs. in Lacs)	% to NAV
Debt Instruments					
(a) Listed / awaiting listing on Stock Exchange					
Non Convertible Debentures					
INE528G08394	9% Yes Bank Limited **	ICRA D	739	0.00	0.00%
	Subtotal			0.00	0.00%
	(b) Privately placed / Unlisted			NIL	NIL
	Subtotal			NIL	NIL
	(c) Securitised Debt			NIL	NIL
	Subtotal			NIL	NIL
	Total			0.00	0.00%
	Net Current Assets			0.00	100.00%
	GRAND TOTAL			0.00	100.00%

Securities classified as below investment grade or default
** Non Traded Securities/Illiquid Securities
\$ Less Than 0.01% of NAV

SCHEME RISK-O-METER



**BENCHMARK NAME - NIFTY EQUITY SAVINGS INDEX
BENCHMARK RISK-O-METER**



Monthly Portfolio Statement as on September 30,2022

ISIN	Name of the Instrument	Industry / Rating	Quantity	Market/Fair Value (Rs. in Lacs)	% to NAV	YIELD
Equity & Equity related						
(a) Listed / awaiting listing on Stock Exchanges						
INE009A01021	Infosys Limited	IT - Software	70,000	989.42	15.15%	
INE467B01029	Tata Consultancy Services Limited	IT - Software	29,904	898.48	13.76%	
INE154A01025	ITC Limited	Diversified FMCG	2,56,957	853.61	13.07%	
INE030A01027	Hindustan Unilever Limited	Diversified FMCG	26,061	702.72	10.76%	
INE018A01030	Larsen & Toubro Limited	Construction	35,273	651.74	9.98%	
INE860A01027	HCL Technologies Limited	IT - Software	30,891	288.01	4.41%	
INE733E01010	NTPC Limited	Power	1,38,684	221.41	3.39%	
INE752E01010	Power Grid Corporation of India Limited	Power	99,765	211.70	3.24%	
INE689C01036	Tech Mahindra Limited	IT - Software	16,463	186.22	2.85%	
INE047A01021	Grasim Industries Limited	Cement & Cement Products	10,653	183.45	2.81%	
INE019A01038	JSW Steel Limited	Ferrous Metals	27,516	173.80	2.66%	
INE075A01022	Wipro Limited	IT - Software	43,230	170.43	2.61%	
INE038A01020	Hindalco Industries Limited	Non - Ferrous Metals	42,634	166.51	2.55%	
INE213A01029	Oil & Natural Gas Corporation Limited	Oil	1,13,831	144.34	2.21%	
INE216A01030	Britannia Industries Limited	Food Products	3,445	132.39	2.03%	
INE91701010	Sajji Auto Limited	Automobiles	3,742	132.01	2.02%	
INE522F01014	Coal India Limited	Consumable Fuels	61,159	129.81	1.99%	
INE828A01036	UPL Limited	Fertilizers & Agrochemicals	15,555	104.54	1.60%	
INE158A01026	Hero MotoCorp Limited	Automobiles	3,791	96.64	1.48%	
INE029A01011	Bharat Petroleum Corporation Limited	Petroleum Products	27,859	84.91	1.30%	
Subtotal				6,522.14	99.87%	
(b) UNLISTED						
Subtotal				0.00	0.00%	
Total				6,522.14	99.87%	
Money Market Instruments						
Triparty Repo/ Reverse Repo Instrument						
Triparty Repo				27.74	0.42%	
Total				27.74	0.42%	
OTHERS						
Cash Margin - CCIL				0.15	\$0.00%	
Total				0.15	0.00%	
Net Current Assets				(19.36)	-0.29%	
GRAND TOTAL				6,539.57	100.00%	

\$ Less Than 0.01% of NAV

Aggregate value of investments made by other schemes of Nippon India Mutual Fund are amounting to Rs 1203.9 Lacs.

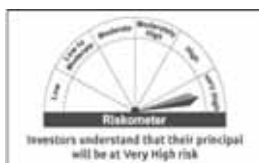
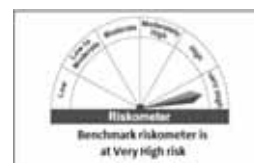
This is with reference to Gazette notification (Reference no: G.S.R.174(E)) issued by Ministry of Finance on 13th March 2020, for Yes Bank Limited reconstruction scheme, 2020. As per point 3(8)(a) of the notification, there shall be a lock-in period of three years from the commencement of the above said scheme to the extent of 75% of shares held by existing shareholders on the date of commencement of the scheme which came into force from March 13,2020.

Taking into account the above development, the valuation committee of Nippon India Mutual Fund has decided to markdown the 75% locked-in shares of YES Bank to ZERO, as on March 16, 2020.

For any future distribution of realised proceeds of these locked-in YES Bank shares to the underlying unitholders, following Reconstituted Portfolio was created

ISIN	Name of the Instrument	Industry / Rating	Quantity	Market/Fair Value (Rs. in Lacs)	% to NAV
Equity & Equity related					
(a) Listed / awaiting listing on Stock Exchanges					
INE528G01035	Yes Bank Limited	Banks	40404	0	0.00%
Total				0	0.00%
Net Current Assets				0	0.00%
GRAND TOTAL				0	0.00%

SCHEME RISK-O-METER

BENCHMARK NAME - NIFTY 50 VALUE 20 TRI
BENCHMARK RISK-O-METER

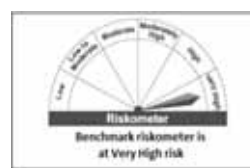
Monthly Portfolio Statement as on September 30,2022

ISIN	Name of the Instrument	Industry / Rating	Quantity	Market/Fair Value (Rs. in Lacs)	% to NAV	YIELD
Equity & Equity related						
(a) Listed Foreign Securities/Overseas ETFs						
US5949181045	Microsoft Corp	Systems Software	20,608	3,914.18	8.06%	
US02079K3059	Alphabet Inc A	Interactive Media & Services	47,174	3,679.79	7.58%	
US46266C1053	Iqvia Holdings	Life Sciences Tools & Services	22,638	3,344.17	6.89%	
US57636Q1040	Mastercard Incorporated	Data Processing & Outsourced Services	14,190	3,290.46	6.78%	
CA29250N1050	Enbridge Inc	Oil & Gas Storage & Transportation	92,775	2,806.99	5.78%	
US03073E1055	American Express Company	Health Care Distributors	25,144	2,775.01	5.71%	
US31620M1062	Fidelity National Information Services I	Data Processing & Outsourced Services	39,499	2,434.28	5.01%	
US0367521038	Elevance Health Inc	Managed Health Care	6,522	2,416.03	4.97%	
US0231351067	Amazon Com Inc	Internet & Direct Marketing Retail	25,843	2,381.54	4.90%	
US09857L1089	Booking Holdings Inc	Hotels, Resorts & Cruise Lines	1,755	2,351.83	4.84%	
US92926C3094	Visa Inc	Data Processing & Outsourced Services	14,796	2,143.61	4.41%	
US30303M1027	Meta Platforms Registered Shares A	Interactive Media & Services	18,139	2,007.08	4.13%	
US1431301027	Carmax Inc	Automotive Retail	36,184	1,948.17	4.01%	
US91324P1021	Unitedhealth Group Inc	Managed Health Care	4,102	1,689.50	3.48%	
US8085131055	Charles Schwab Corp	Investment Banking & Brokerage	23,797	1,394.78	2.87%	
US2548871060	The Walt Disney Company	Movies & Entertainment	15,888	1,229.93	2.53%	
US90353T1007	Uber Technologies Inc	Trucking	49,520	1,070.19	2.20%	
US3377381088	FISERV INC COM	Data Processing & Outsourced Services	13,988	1,067.40	2.20%	
US64110L1061	Netflix Inc	Movies & Entertainment	5,414	1,039.52	2.14%	
US1266501006	CVS Health Corp	Health Care Services	12,692	987.14	2.03%	
US067521085	Baidu Inc Spon ADR	Interactive Media & Services	207	19.83	0.04%	
Subtotal				43,991.43	90.56%	
(b) UNLISTED				NIL	NIL	NIL
Subtotal				NIL	NIL	NIL
Total				43,991.43	90.56%	
Money Market Instruments						
Triparty Repo Reverse Repo Instrument						
Triparty Repo				1,456.52	3.00%	
Total				1,456.52	3.00%	
OTHERS						
Cash Margin - CCIL				8.49	0.02%	
Total				8.49	0.02%	
Net Current Assets				3,108.67	6.42%	
GRAND TOTAL				48,565.11	100.00%	

SCHEME RISK-O-METER



BENCHMARK NAME - S&P 500 TRI
BENCHMARK RISK-O-METER



Monthly Portfolio Statement as on September 30,2022

ISIN	Name of the Instrument	Industry / Rating	Quantity	Market/Fair Value (Rs. in Lacs)	% to NAV	YIELD
Debt Instruments						
(a) Listed / awaiting listing on Stock Exchange						
Government Securities						
IN0020210244	6.54% Government of India	SOVEREIGN	4,72,36,500	44,438.49	52.65%	7.43%
IN0020210095	6.1% Government of India	SOVEREIGN	1,26,47,200	11,612.90	13.76%	7.38%
IN0020210020	6.64% Government of India	SOVEREIGN	1,17,47,380	11,007.05	13.04%	7.41%
IN0020170042	6.08% Government of India	SOVEREIGN	88,09,380	8,233.06	9.75%	7.35%
IN0020040039	7.5% Government of India	SOVEREIGN	75,90,600	7,600.70	9.01%	7.46%
Subtotal				82,892.20	98.21%	
(b) Privately placed / Unlisted						
Subtotal				NIL	NIL	NIL
(c) Securitised Debt						
Subtotal				NIL	NIL	NIL
Total				82,892.20	98.21%	
Money Market Instruments						
Triparty Repo/ Reverse Repo Instrument						
Triparty Repo				377.15	0.45%	
Total				377.15	0.45%	
OTHERS						
Cash Margin - CCIL				0.43	\$0.00%	
Total				0.43	0.00%	
Net Current Assets				1,133.06	1.34%	
GRAND TOTAL				84,402.84	100.00%	

\$ Less Than 0.01% of NAV

SCHEME RISK-O-METER



BENCHMARK NAME - NIFTY 8-13 YR G-SEC INDEX
BENCHMARK RISK-O-METER



Monthly Portfolio Statement as on September 30,2022

ISIN	Name of the Instrument	Industry / Rating	Quantity	Market/Fair Value (Rs. in Lacs)	% to NAV	YIELD
Equity & Equity related						
(a) Listed / awaiting listing on Stock Exchanges						
INE040A01034	HDFC Bank Limited	Banks	24,000	341.12	6.89%	
INE090A01021	ICICI Bank Limited	Banks	38,000	327.56	6.61%	
INE009A01021	Infosys Limited	IT - Software	16,000	226.15	4.57%	
INE062A01020	State Bank of India	Banks	39,000	206.93	4.18%	
INE014A01036	Housing Development Finance Corporation Limited	Finance	8,500	194.46	3.93%	
INE481G01011	UltraTech Cement Limited	Cement & Cement Products	3,000	187.65	3.79%	
INE123W01016	SBI Life Insurance Company Limited	Insurance	15,000	187.57	3.79%	
INE0GK401011	Tatva Chintan Pharma Chem Limited	Chemicals & Petrochemicals	7,000	176.20	3.56%	
INE082M01014	Greenpanel Industries Limited	Consumer Durables	40,000	170.34	3.44%	
INE024D01018	Reliance Industries Limited	Petroleum Products	7,000	166.44	3.36%	
INE872J01023	Devyani International Limited	Leisure Services	81,210	156.12	3.19%	
INE419M01019	TD Power Systems Limited	Electrical Equipment	25,000	152.69	3.08%	
INE854D01024	United Spirits Limited	Beverages	18,000	151.61	3.06%	
INE238A01034	Axis Bank Limited	Banks	20,000	146.64	2.96%	
INE237A01028	Harsha Engineers International Limited	Industrial Products	30,330	140.05	2.83%	
INE726G01019	ICICI Prudential Life Insurance Company Limited	Insurance	7,500	136.44	2.76%	
INE699C01036	Tech Mahindra Limited	IT - Software	25,000	131.49	2.66%	
INE864I01014	MTAR Technologies Limited	Aerospace & Defense	13,000	131.12	2.65%	
INE296A01024	Bajaj Finance Limited	Finance	8,000	126.70	2.56%	
INE736E01010	NTPC Limited	Power	1,500	110.04	2.22%	
INE044A01036	Sun Pharmaceutical Industries Limited	Pharmaceuticals & Biotechnology	60,000	95.79	1.93%	
INE588B01010	Maruti Suzuki India Limited	Automobiles	10,000	94.87	1.92%	
INE686F01025	United Breweries Limited	Beverages	1,000	88.28	1.78%	
INE356A01018	Mphasis Limited	IT - Software	5,000	85.35	1.72%	
INE059A01026	Cipla Limited	Pharmaceuticals & Biotechnology	4,000	83.51	1.69%	
INE114A01011	Steel Authority of India Limited	Iron and Steel	7,000	78.05	1.58%	
INE548C01032	Emami Limited	Personal Products	1,000,000	76.75	1.55%	
INE741K01010	CreditAccess Grameen Limited	Finance	15,000	75.65	1.53%	
INE0CL101024	Rategain Travel Technologies Limited	IT - Software	6,711	66.71	1.35%	
INE016A01026	Dabur India Limited	Personal Products	23,555	63.49	1.28%	
INE208A01029	Ashok Leyland Limited	Personal Products	10,000	57.30	1.16%	
INE312H01016	INOX Leisure Limited	Agricultural, Commercial & Construction Vehicles	35,000	53.43	1.08%	
INE021A01026	Asian Paints Limited	Entertainment	10,000	51.13	1.03%	
INE07C01011	Latent View Analytics Limited	Consumer Durables	1,500	50.14	1.01%	
INE053A01029	The Indian Hotels Company Limited	IT - Software	10,000	33.17	0.72%	
INE155A01022	Tata Motors Limited	Leisure Services	10,000	33.17	0.67%	
		Automobiles	5,000	20.23	0.41%	
	Subtotal			4,678.90	94.50%	
	(b) UNLISTED			NIL	NIL	NIL
	Subtotal			NIL	NIL	NIL
	Total			4,678.90	94.50%	
	Money Market Instruments					
	Triparty Repo/ Reverse Repo Instrument					
	Triparty Repo			286.48	5.79%	
	Total			286.48	5.79%	
	OTHERS					
	Cash Margin - CCIL			1.66	0.03%	
	Total			1.66	0.03%	
	Net Current Assets			(15.03)	-0.32%	
	GRAND TOTAL			4,952.01	100.00%	

SCHEME RISK-O-METER

BENCHMARK NAME - S&P BSE 200 TRI
BENCHMARK RISK-O-METER

Monthly Portfolio Statement as on September 30,2022

ISIN	Name of the Instrument	Industry / Rating	Quantity	Market/Fair Value (Rs. in Lacs)	% to NAV	YIELD
	Debt Instruments					
	(a) Listed / awaiting listing on Stock Exchange					
	Government Securities					
IN0020140078	8.17% Government of India	SOVEREIGN	7,77,44,200	82,920.72	37.93%	7.55%
IN0020150044	8.13% Government of India	SOVEREIGN	7,05,94,200	75,497.11	34.54%	7.49%
IN0020160068	7.06% Government of India	SOVEREIGN	3,97,57,000	37,793.64	17.29%	7.51%
IN0020130079	9.23% Government of India	SOVEREIGN	65,00,000	7,679.55	3.51%	7.51%
IN0020210194	8.99% Government of India	SOVEREIGN	30,00,000	2,805.69	1.28%	7.54%
IN0020120062	8.3% Government of India	SOVEREIGN	10,00,000	1,080.14	0.49%	7.52%
	Subtotal			2,07,776.85	95.04%	
	(b) Privately placed / Unlisted			NIL	NIL	NIL
	Subtotal			NIL	NIL	NIL
	(c) Securitised Debt					
	Subtotal			NIL	NIL	
	Total			2,07,776.85	95.04%	
	Money Market Instruments					
	Triparty Repo/ Reverse Repo Instrument					
	Triparty Repo			8,168.11	3.74%	
	Total			8,168.11	3.74%	
	OTHERS					
	Cash Margin - CCL			8.93	0.00%	
	Total			8.93	0.00%	
	Net Current Assets			2,654.13	1.22%	
	GRAND TOTAL			2,18,606.04	100.00%	

\$ Less Than 0.01% of NAV

SCHEME RISK-O-METER



BENCHMARK NAME - CRISIL LONG DURATION FUND AIII INDEX
BENCHMARK RISK-O-METER



Monthly Portfolio Statement as on September 30,2022

ISIN	Name of the Instrument	Industry / Rating	Quantity	Market/Fair Value (Rs. in Lacs)	% to NAV	YIELD
Equity & Equity related						
(a) Listed / awaiting listing on Stock Exchanges						
INE002A01018	Reliance Industries Limited	Petroleum Products	43,85,591	1,04,278.39	10.84%	
INE040A01034	HDFC Bank Limited	Banks	55,93,064	79,497.02	8.26%	
INE090A01021	ICICI Bank Limited	Banks	88,56,074	76,339.36	7.93%	
INE009A01021	Infosys Limited	IT - Software	46,53,044	65,786.45	6.83%	
INE014A01036	Housing Development Finance Corporation Limited	Finance	23,05,172	52,736.57	5.48%	
INE467B01029	Tata Consultancy Services Limited	IT - Software	13,02,240	39,126.45	4.07%	
INE154A01025	ITC Limited	Diversified FMCG	1,11,89,731	37,172.29	3.86%	
INE237A01028	Kotak Mahindra Bank Limited	Banks	18,67,669	33,976.63	3.53%	
INE030A01027	Hindustan Unilever Limited	Diversified FMCG	11,34,863	30,601.01	3.18%	
INE018A01030	Larsen & Toubro Limited	Construction	15,36,042	28,381.45	2.95%	
INE062A01020	State Bank of India	Banks	48,77,825	25,981.74	2.69%	
INE397D01024	Bharti Airtel Limited	Telecom - Services	31,11,359	24,887.76	2.59%	
INE296A01024	Bajaj Finance Limited	Finance	3,38,605	24,839.22	2.58%	
INE238A01034	Axis Bank Limited	Banks	33,57,994	24,620.81	2.56%	
INE021A01026	Asian Paints Limited	Consumer Durables	5,73,045	19,153.74	1.99%	
INE101A01026	Mahindra & Mahindra Limited	Automobiles	12,16,740	15,430.70	1.60%	
INE585B01010	Maruti Suzuki India Limited	Automobiles	1,69,927	14,913.13	1.55%	
INE280A01028	Titan Company Limited	Consumer Durables	5,30,346	13,825.86	1.44%	
INE044A01036	Sun Pharmaceutical Industries Limited	Pharmaceuticals & Biotechnology	13,72,369	13,018.98	1.35%	
INE91801026	Bajaj Finserv Limited	Finance	7,69,356	12,912.49	1.34%	
INE660A01027	HCL Technologies Limited	IT - Software	13,45,199	12,541.86	1.30%	
INE423A01024	Adani Enterprises Limited	Metals & Minerals Trading	3,47,777	12,019.30	1.25%	
INE081A01020	Tata Steel Limited	Ferrous Metals	1,02,52,462	10,180.69	1.06%	
INE095A01012	IndusInd Bank Limited	Banks	8,27,693	9,809.82	1.02%	
INE733E01010	NTPC Limited	Power	60,39,322	9,841.78	1.00%	
INE155A01022	Tata Motors Limited	Automobiles	22,79,573	9,223.15	0.96%	
INE752E01010	Power Grid Corporation of India Limited	Power	43,44,459	9,218.94	0.96%	
INE481G01011	UltraTech Cement Limited	Cement & Cement Products	1,46,758	9,179.86	0.95%	
INE239A01016	Nestle India Limited	Food Products	45,326	8,677.57	0.90%	
INE669C01036	Tech Mahindra Limited	IT - Software	8,04,020	8,109.35	0.84%	
INE047A01021	Grasim Industries Limited	Cement & Cement Products	4,76,944	7,988.10	0.83%	
INE059A01026	Cipla Limited	Pharmaceuticals & Biotechnology	6,87,270	7,662.72	0.80%	
INE019A01038	JSW Steel Limited	Ferrous Metals	11,98,247	7,568.73	0.79%	
INE742F01042	Adani Ports and Special Economic Zone Limited	Transport Infrastructure	9,12,910	7,491.80	0.78%	
INE075A01022	Wipro Limited	IT - Software	18,82,567	7,422.02	0.77%	
INE038A01020	Hindalco Industries Limited	Non - Ferrous Metals	18,56,600	7,250.95	0.75%	
INE123W01016	SBI Life Insurance Company Limited	Insurance	5,72,410	7,157.70	0.74%	
INE080A01023	Dr. Reddy's Laboratories Limited	Pharmaceuticals & Biotechnology	1,54,445	6,696.27	0.70%	
INE068A01021	Eicher Motors Limited	Automobiles	1,77,258	6,508.20	0.68%	
INE795G01014	HDFC Life Insurance Company Limited	Insurance	12,01,921	6,375.59	0.66%	
INE213A01029	Oil & Natural Gas Corporation Limited	Oil	49,57,031	6,285.52	0.65%	
INE192A01025	Tata Consumer Products Limited	Agricultural Food & other Products	7,61,388	6,112.80	0.64%	
INE361B01024	Div's Laboratories Limited	Pharmaceuticals & Biotechnology	1,61,979	6,001.65	0.62%	
INE216A01030	Brentino Industries Limited	Food Products	1,50,038	5,766.04	0.60%	
INE917I01010	Bajaj Auto Limited	Automobiles	1,63,007	5,750.48	0.60%	
INE437A01024	Apollo Hospitals Enterprise Limited	Healthcare Services	1,29,778	5,688.69	0.59%	
INE522F01014	Coal India Limited	Consumable Fuels	26,63,290	5,652.83	0.59%	
INE028A01036	UPL Limited	Fertilizers & Agrochemicals	6,77,405	4,552.50	0.47%	
INE156A01026	Hero Cycles Limited	Automobiles	1,65,335	4,209.82	0.44%	
INE029A01011	Bharat Petroleum Corporation Limited	Petroleum Products	12,13,213	3,697.87	0.38%	
	Subtotal			9,61,803.45	99.94%	
(b) UNLISTED						
	Subtotal			0.00	0.00%	
	Total			9,61,803.45	99.94%	
Money Market Instruments						
	Triparty Repo/ Reverse Repo Instrument					
	Triparty Repo			1,465.56	0.15%	
	Total			1,465.56	0.15%	
OTHERS						
	Cash Margin - CCIL			8.15	0.00%	
	Total			8.15	0.00%	
	Net Current Assets			(1,028.00)	-0.09%	
	GRAND TOTAL			9,62,249.16	100.00%	

\$ Less Than 0.01% of NAV

Details of the Equity shares have been lent under Securities Lending and Borrowing as follows:-

Name of the Instrument	Quantity
Bharti Airtel Limited	5,30,000
Bajaj Finserv Limited	25,000
Bajaj Auto Limited	11,500
State Bank of India	30,000

This is with reference to Gazette notification (Reference no. G.S.R.174(E)) issued by Ministry of Finance on 13th March 2020, for Yes Bank Limited reconstruction scheme, 2020. As per point 3(B)(a) of the notification, there shall be a lock-in period of three years from the commencement of the above said scheme to the extent of 75% of shares held by existing shareholders on the date of commencement of the scheme which came into force from March 13,2020.


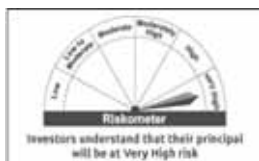
Taking into account the above development, the valuation committee of Nippon India Mutual Fund has decided to markdown the 75% locked-in shares of YES Bank to ZERO, as on March 16, 2020.

For any future distribution of realised proceeds of these locked-in YES Bank shares to the underlying unitholders, following Reconstituted Portfolio was created

ISIN	Name of the Instrument	Industry / Rating	Quantity	Market/Fair Value (Rs. in Lacs)	% to NAV
Equity & Equity related					
(a) Listed / awaiting listing on Stock Exchanges					
INE528G01035	Yes Bank Limited	Banks	990590	0	0.00%
	Total		0	0	0.00%
	Net Current Assets		0	0	0.00%
	GRAND TOTAL		0	0	0.00%

BENCHMARK NAME - NIFTY 50 TRI
BENCHMARK RISK-O-METER

SCHEME RISK-O-METER



Monthly Portfolio Statement as on September 30,2022

ISIN	Name of the Instrument	Industry / Rating	Quantity	Market/Fair Value (Rs. in Lacs)	% to NAV	YIELD
(a) Listed / awaiting listing on Stock Exchanges						
INE318A01026	Pidilite Industries Limited	Chemicals & Petrochemicals	4,00,932	10,786.27	3.69%	
INE079A01024	Ambuja Cements Limited	Cement & Cement Products	19,31,654	9,959.61	3.41%	
INE245A01021	Tata Power Company Limited	Power	44,52,657	9,640.00	3.30%	
INE647A01010	SRF Limited	Chemicals & Petrochemicals	3,81,894	9,560.53	3.27%	
INE263A01024	Bharat Electronics Limited	Aerospace & Defense	94,31,730	9,521.33	3.26%	
INE102D01028	Godrej Consumer Products Limited	Personal Products	9,94,823	9,057.37	3.10%	
INE399L01023	Adani Total Gas Limited	Gas	2,71,162	9,056.40	3.10%	
INE931S01010	Adani Transmission Limited	Power	2,74,608	9,034.05	3.09%	
INE176B01034	Havells India Limited	Consumer Durables	6,58,889	8,885.45	3.04%	
INE016A01026	Dabur India Limited	Personal Products	15,37,260	8,807.73	3.01%	
INE364U01010	Adani Green Energy Limited	Power	3,58,764	8,110.71	2.77%	
INE205A01025	Vedanta Limited	Diversified Metals	29,31,997	7,917.86	2.71%	
INE663F01024	Info Edge (India) Limited	Retailing	2,03,478	7,855.47	2.69%	
INE765G01017	ICICI Lombard General Insurance Company Limited	Insurance	6,71,418	7,729.03	2.64%	
INE121A01024	Cholamandalam Investment and Finance Company Ltd	Finance	10,36,811	7,591.53	2.60%	
INE070A01015	Shree Cement Limited	Cement & Cement Products	35,163	7,393.77	2.53%	
INE196A01026	Marico Limited	Personal Products	13,59,771	7,313.53	2.50%	
INE018E01016	SBI Cards and Payment Services Limited	Finance	7,44,057	6,796.96	2.32%	
INE242A01010	Indian Oil Corporation Limited	Petroleum Products	1,00,24,498	6,711.40	2.30%	
INE854D01024	United Spirits Limited	Beverages	7,83,301	6,597.74	2.26%	
INE003A01024	Siemens Limited	Electrical Equipment	2,34,078	6,465.83	2.22%	
INE028A01039	Bank of Baroda	Banks	48,94,784	6,480.69	2.22%	
INE192R01011	Avenue Supermarts Limited	Retailing	1,46,714	6,435.68	2.20%	
INE603J01030	PI Industries Limited	Fertilizers & Agrochemicals	2,11,421	6,339.14	2.17%	
INE129A01019	GAIL (India) Limited	Gas	70,87,814	6,169.94	2.11%	
INE271C01023	DLF Limited	Realty	16,27,037	5,803.64	1.98%	
INE259A01022	Colgate Palmolive (India) Limited	Personal Products	3,50,400	5,709.42	1.95%	
INE726G01019	ICICI Prudential Life Insurance Company Limited	Insurance	10,21,208	5,371.04	1.84%	
INE012A01025	ACC Limited	Cement & Cement Products	2,22,180	5,367.09	1.84%	
INE214T01019	Larsen & Toubro Infotech Limited	IT - Software	1,19,855	5,342.96	1.83%	
INE545U01014	Bandhan Bank Limited	Banks	19,90,538	5,306.77	1.81%	
INE066F01012	Hindustan Aeronautics Limited	Aerospace & Defense	2,20,131	5,161.74	1.77%	
INE330Y01020	Indian Railway Catering And Tourism Corporation Limited	Leisure Services	6,95,176	4,907.94	1.68%	
INE646L01027	InterGlobe Aviation Limited	Transport Services	2,53,346	4,700.33	1.61%	
INE356A01018	Mphasis Limited	IT - Software	2,17,984	4,550.74	1.56%	
INE121J01017	Indus Towers Limited	Telecom - Services	21,96,532	4,337.05	1.48%	
INE685A01028	Torrent Pharmaceuticals Limited	Pharmaceuticals & Biotechnology	2,58,051	4,025.21	1.38%	
INE463A01038	Berger Paints (I) Limited	Consumer Durables	8,38,470	3,939.36	1.35%	
INE775A01035	Sarvardhana Motherson International Limited	Auto Components	33,30,874	3,630.65	1.24%	
INE323A01026	Bosch Limited	Auto Components	22,483	3,555.65	1.22%	
INE376G01013	Biocon Limited	Pharmaceuticals & Biotechnology	11,99,519	3,490.00	1.19%	
INE127D01025	HDFC Asset Management Company Limited	Capital Markets	1,73,854	3,285.15	1.12%	
INE116A01012	Bajaj Holdings & Investment Limited	Finance	48,224	3,081.88	1.05%	
INE414G01012	Muthoot Finance Limited	Finance	2,84,917	2,963.28	1.01%	
INE758T01015	Zomato Limited	Retailing	31,14,652	1,941.99	0.66%	
INE0J1Y01017	Life Insurance Corporation Of India	Insurance	2,49,132	1,548.73	0.53%	
INE179A01014	Procter & Gamble Hygiene and Health Care Limited	Personal Products	9,264	1,286.32	0.44%	
INE066V01023	Gland Pharma Limited	Pharmaceuticals & Biotechnology	58,380	1,221.81	0.42%	
INE380Y01029	FSN E-Commerce Ventures Limited	Retailing	60,751	772.81	0.26%	
INE82J01020	One 97 Communications Limited	Financial Technology (Fintech)	89,455	570.68	0.20%	
Subtotal				2,92,110.26	99.93%	
(b) UNLISTED				NIL	NIL	NIL
Subtotal				NIL	NIL	NIL
Total				2,92,110.26	99.93%	
Money Market Instruments						
Triparty Repo/ Reverse Repo Instrument						
Triparty Repo				93.58	0.03%	
Total				93.58	0.03%	
OTHERS						
Cash Margin - CCIL				0.63	0.00%	
Total				0.63	0.00%	
Net Current Assets				193.53	0.04%	
GRAND TOTAL				2,92,398.00	100.00%	

\$ Less Than 0.01% of NAV

Details of the Equity shares have been lent under Securities Lending and Borrowing as follows:-

Name of the Instrument	Quantity
Muthoot Finance Limited	48,000

SCHEME RISK-O-METER



BENCHMARK NAME - NIFTY NEXT 50 TRI
BENCHMARK RISK-O-METER



Monthly Portfolio Statement as on September 30,2022

ISIN	Name of the Instrument	Industry / Rating	Quantity	Market/Fair Value (Rs. in Lacs)	% to NAV	YIELD
Equity & Equity related						
(a) Listed / awaiting listing on Stock Exchanges						
INE062A01020	State Bank of India	Banks	28,52,927	15,137.63	27.79%	
INE028A01039	Bank of Baroda	Banks	86,55,557	11,459.96	21.04%	
INE476A01014	Canara Bank	Banks	31,20,793	7,138.81	13.10%	
INE160A01022	Punjab National Bank	Banks	1,82,17,528	6,658.51	12.22%	
INE692A01016	Union Bank of India	Banks	88,70,001	3,963.54	7.28%	
INE562A01011	Indian Bank	Banks	19,02,988	3,746.03	6.88%	
INE084A01016	Bank of India	Banks	59,56,641	2,871.10	5.27%	
INE565A01014	Indian Overseas Bank	Banks	57,76,478	1,010.88	1.86%	
INE483A01010	Central Bank of India	Banks	46,42,558	933.15	1.71%	
INE457A01014	Bank of Maharashtra	Banks	46,27,828	823.75	1.51%	
INE691A01018	LICO Bank	Banks	45,67,166	543.49	1.00%	
INE698A01012	Punjab & Sind Bank	Banks	10,35,656	162.08	0.30%	
Subtotal				54,448.93	99.96%	
(b) UNLISTED						
Subtotal				NIL	NIL	NIL
Total				54,448.93	99.96%	
Money Market Instruments						
Triparty Repo/ Reverse Repo Instrument						
Triparty Repo						
Total				1,856.44	3.41%	
OTHERS						
Cash Margin - CCIL						
Total				10.14	0.02%	
Net Current Assets				(1,839.84)	-3.39%	
GRAND TOTAL				54,475.67	100.00%	

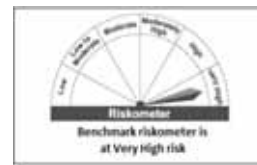
Details of the Equity shares have been lent under Securities Lending and Borrowing as follows:-

Name of the Instrument	Quantity
State Bank of India	50,460

SCHEME RISK-O-METER



BENCHMARK NAME - NIFTY PSU BANK TRI
BENCHMARK RISK-O-METER



Monthly Portfolio Statement as on September 30,2022


ISIN	Name of the Instrument	Industry / Rating	Quantity	Market/Fair Value (Rs. in Lacs)	% to NAV	YIELD
	Gold					
	GOLD 995 1KG BAR		12.811	6,43,971.60	98.59%	
	Total			6,43,971.60	98.59%	
	Money Market Instruments					
	Triparty Repo/ Reverse Repo Instrument					
	Triparty Repo			99.72	0.02%	
	Total			99.72	0.02%	
	OTHERS					
	Cash Margin - CCIL			0.68	\$0.00%	
	Total			0.68	0.00%	
	Net Current Assets			9,107.30	1.39%	
	GRAND TOTAL			6,53,179.30	100.00%	

\$ Less Than 0.01% of NAV
Aggregate value of investments made by other schemes of Nippon India Mutual Fund are amounting to Rs 13296.14 Lacs.

SCHEME RISK-O-METER



**BENCHMARK NAME - DOMESTIC PRICE OF GOLD
BENCHMARK RISK-O-METER**



NIPPON INDIA ETF NIFTY 1D RATE LIQUID BEES (An open ended liquid scheme, listed on the Exchange in the form of an ETF, investing in Tri-Party Repo on G-Sec or T-bills /Repo & Reverse Repo with daily Dividend and compulsory Reinvestment of Income Distribution cum capital withdrawal option. Relatively Low Interest Rate Risk and Relatively Low Credit Risk.)

[Index](#)

Monthly Portfolio Statement as on September 30,2022

ISIN	Name of the Instrument	Industry / Rating	Quantity	Market/Fair Value (Rs. in Lacs)	% to NAV	YIELD
	Money Market Instruments					
	Triparty Repo/ Reverse Repo Instrument					
	Triparty Repo			6,12,345.62	99.48%	
	Total			6,12,345.62	99.48%	
	OTHERS					
	Cash Margin - CCIL			3,493.84	0.57%	
	Total			3,493.84	0.57%	
	Net Current Assets			(309.73)	-0.05%	
	GRAND TOTAL			6,15,529.73	100.00%	

SCHEME RISK-O-METER



BENCHMARK NAME - NIFTY 1D RATE INDEX
BENCHMARK RISK-O-METER



Monthly Portfolio Statement as on September 30,2022

ISIN	Name of the Instrument	Industry / Rating	Quantity	Market/Fair Value (Rs. in Lacs)	% to NAV	YIELD
Equity & Equity related						
(a) Listed / awaiting listing on Stock Exchanges						
INE040A01034	HDFC Bank Limited	Banks	1,71,89,739	2,44,326.36	26.00%	
INE090A01021	ICICI Bank Limited	Banks	2,72,18,367	2,34,622.32	24.97%	
INE237A01028	Kotak Mahindra Bank Limited	Banks	57,40,141	1,04,424.65	11.11%	
INE238A01034	Axis Bank Limited	Banks	1,40,04,380	1,02,680.11	10.93%	
INE062A01020	State Bank of India	Banks	1,92,51,152	1,02,146.61	10.87%	
INE095A01012	IndusInd Bank Limited	Banks	48,93,946	58,003.05	6.17%	
INE49L01017	AJ Small Finance Bank Limited	Banks	35,51,125	21,988.57	2.34%	
INE028A01039	Bank of Baroda	Banks	1,39,91,340	18,524.53	1.97%	
INE171A01029	The Federal Bank Limited	Banks	1,50,66,462	17,891.42	1.90%	
INE545U01014	Bandhan Bank Limited	Banks	56,89,787	15,168.97	1.61%	
INE082T01019	IDFC First Bank Limited	Banks	2,33,73,008	11,651.89	1.24%	
INE160A01022	Punjab National Bank	Banks	2,23,43,046	8,166.38	0.87%	
Subtotal				9,39,594.86	99.98%	
(b) UNLISTED						
Subtotal				0.00	0.00%	
Total				9,39,594.86	99.98%	
Money Market Instruments						
Triparty Repo/ Reverse Repo Instrument						
Triparty Repo						
Total				207.76	0.02%	
OTHERS				207.76	0.02%	
Cash Margin - CCIL						
Total				1.29	0.00%	
Net Current Assets				(107.70)	0.00%	
GRAND TOTAL				9,39,696.21	100.00%	

\$ Less Than 0.01% of NAV

Details of the Equity shares have been lent under Securities Lending and Borrowing as follows:-

Name of the Instrument	Quantity
State Bank of India	1,50,000

This is with reference to Gazette notification (Reference no: G.S.R.174(E)) issued by Ministry of Finance on 13th March 2020, for Yes Bank Limited reconstruction scheme, 2020. As per point 3(8)(a) of the notification, there shall be a lock-in period of three years from the commencement of the above said scheme to the extent of 75% of shares held by existing shareholders on the date of commencement of the scheme which came into force from March 13,2020.


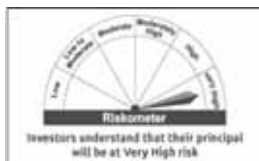
Taking into account the above development, the valuation committee of Nippon India Mutual Fund has decided to markdown the 75% locked-in shares of YES Bank to ZERO, as on March 16, 2020.

For any future distribution of realised proceeds of these locked-in YES Bank shares to the underlying unitholders, following Reconstituted Portfolio was created

ISIN	Name of the Instrument	Industry / Rating	Quantity	Market/Fair Value (Rs. in Lacs)	% to NAV
Equity & Equity related					
(a) Listed / awaiting listing on Stock Exchanges					
INE528G01035	Yes Bank Limited	Banks	10564365	0	0.00%
Total				0	0.00%
Net Current Assets				0	0.00%
GRAND TOTAL				0	0.00%

BENCHMARK NAME - NIFTY BANK TRI
BENCHMARK RISK-O-METER

SCHEME RISK-O-METER



Monthly Portfolio Statement as on September 30,2022

ISIN	Name of the Instrument	Industry / Rating	Quantity	Market/Fair Value (Rs. in Lacs)	% to NAV	YIELD
Equity & Equity related						
(a) Listed / awaiting listing on Stock Exchanges						
INE009A01021	Infosys Limited	IT - Software	23,188	327.75	22.79%	
INE467B01029	Tata Consultancy Services Limited	IT - Software	6,490	195.00	13.56%	
INE030A01027	Hindustan Unilever Limited	Diversified FMCG	5,655	152.48	10.60%	
INE021A01026	Asian Paints Limited	Consumer Durables	2,856	95.46	6.64%	
INE660A01027	HCL Technologies Limited	IT - Software	6,704	62.50	4.35%	
INE423A01024	Adani Enterprises Limited	Metals & Minerals Trading	1,733	59.89	4.16%	
INE081A01020	Tata Steel Limited	Ferrous Metals	51,091	50.73	3.53%	
INE481G01011	UltraTech Cement Limited	Cement & Cement Products	731	45.72	3.18%	
INE239A01016	Nestle India Limited	Food Products	226	43.27	3.01%	
INE669C01036	Tech Mahindra Limited	IT - Software	4,007	40.41	2.81%	
INE047A01021	Grasim Industries Limited	Cement & Cement Products	2,377	39.81	2.77%	
INE058A01026	Cipla Limited	Pharmaceuticals & Biotechnology	3,425	38.19	2.66%	
INE075A01022	Wipro Limited	IT - Software	9,381	36.98	2.57%	
INE089A01023	Dr. Reddy's Laboratories Limited	Pharmaceuticals & Biotechnology	770	33.38	2.32%	
INE213A01029	Oil & Natural Gas Corporation Limited	Oil	24,702	31.32	2.18%	
INE192A01025	Tata Consumer Products Limited	Agricultural Food & other Products	3,794	30.46	2.12%	
INE361B01024	Div's Laboratories Limited	Pharmaceuticals & Biotechnology	807	29.90	2.08%	
INE437A01024	Apollo Hospitals Enterprise Limited	Healthcare Services	647	28.36	1.97%	
INE522F01014	Coal India Limited	Consumable Fuels	13,272	28.17	1.96%	
INE628A01036	UPL Limited	Fertilizers & Agrochemicals	3,376	22.69	1.58%	
INE168A01026	Hero MotoCorp Limited	Automobiles	823	20.98	1.46%	
INE029A01011	Bharati Petroleum Corporation Limited	Petroleum Products	6,046	19.43	1.28%	
	Subtotal			1,431.88	99.58%	
	(b) UNLISTED			NIL	NIL	NIL
	Subtotal			NIL	NIL	NIL
	Total			1,431.88	99.58%	
	Net Current Assets			6.42	0.42%	
	GRAND TOTAL			1,438.30	100.00%	

SCHEME RISK-O-METER

BENCHMARK NAME - NIFTY 50 SHARIAH TRI
BENCHMARK RISK-O-METER

Monthly Portfolio Statement as on September 30,2022

ISIN	Name of the Instrument	Industry / Rating	Quantity	Market/Fair Value (Rs. in Lacs)	% to NAV	YIELD
(a) Listed Foreign Securities/Overseas ETFs						
GB0005405286	HSBC HOLDINGS PLC	Diversified Banks	1,97,898	846.93	7.76%	
KYG875721634	Tencent Holdings Ltd	Interactive Media & Services	30,000	829.15	7.60%	
HK0000069689	AIA Group Ltd	Life & Health Insurance	1,20,975	821.46	7.53%	
KYGS99691041	Meltan	Internet & Direct Marketing Retail	46,672	801.86	7.35%	
KYD017191142	Alibaba Group Holding Limited	Internet & Direct Marketing Retail	99,276	794.77	7.28%	
CNE1000002H1	China Construct BKH	Diversified Banks	10,89,738	513.28	4.70%	
KYG820881014	JD.com Inc	Internet & Direct Marketing Retail	16,536	340.71	3.12%	
HK0388045442	Hong Kong Exchanges and Clearing Ltd	Financial Exchanges & Data	12,126	339.17	3.11%	
HK0941009539	China Mobile Ltd	Wireless Telecommunication Services	61,486	318.31	2.92%	
CNE1000003G1	Industrial and Commercial Bank of China Ltd	Diversified Banks	7,42,718	283.56	2.60%	
CNE1000003V9	Ping An Insurance Group Co Of China Ltd	Life & Health Insurance	63,412	257.89	2.36%	
CNE1000001Z5	Bank Of China Ltd	Diversified Banks	8,00,708	213.49	1.96%	
KYGV970081173	WuXi Biologics (Cayman) Inc.	Life Sciences Tools & Services	36,078	177.42	1.63%	
HK0883013259	Cnooc Ltd	Oil & Gas Exploration & Production	1,79,346	175.09	1.60%	
CNE100000296	BYD Company Limited - H shares	Automobile Manufacturers	8,509	171.61	1.57%	
KY3853071067	Xiaomi Corporation	Technology Hardware, Storage & Peripherals	1,76,034	163.94	1.50%	
CNE1000002M1	China Merchants Bank Co. Ltd. - H Shares	Diversified Banks	38,918	147.37	1.35%	
KYGS496K1242	Li Ning Company Limited	Apparel, Accessories and Luxury Goods	23,459	146.27	1.34%	
HK0016000132	Sun Hung Kai Properties	Diversified Real Estate Activities	14,237	128.28	1.18%	
HK0002007356	CLP Holdings Ltd	Electric Utilities	19,978	123.01	1.13%	
HK0689013440	Technronic Industries Co Ltd.	Industrial Machinery	15,557	122.42	1.12%	
KYGS217651051	CK Hutchison Holdings Limited	Industrial Conglomerates	28,891	121.08	1.11%	
HK0823032773	Link REIT NPV	Retail REITs	21,238	120.97	1.11%	
KYGV40111059	Anta Sports Products Limited	Apparel, Accessories and Luxury Goods	13,655	117.87	1.08%	
KYGV2108Y1052	China Resources Land Ltd	Real Estate Development	31,780	101.88	0.93%	
HK0027032686	Galaxy Entertainment Group Ltd	Casinos & Gaming	21,163	101.88	0.93%	
KYGV210961051	China Mengniu Dairy Co	Packaged Foods & Meats	31,445	101.52	0.93%	
HK2388011192	BOC Hong Kong Holdings Ltd	Diversified Banks	36,923	100.17	0.92%	
KYGV2177B1014	CK Asset Holdings Limited	Real Estate Development	19,851	97.21	0.89%	
CNE100004272	Nongfu Spring Co. Limited	Soft Drinks	20,124	95.10	0.87%	
HK0011000095	Hang Seng Bank	Diversified Banks	7,667	94.82	0.87%	
HK0291001460	China Resources Beer (Holdings) Company Limited	Brewers	16,021	90.84	0.83%	
CNE1000002Q2	China Petroleum -H-	Integrated Oil & Gas	2,57,070	89.88	0.82%	
KYGS427A1022	Netease Inc	Interactive Home Entertainment	7,215	88.70	0.81%	
KYGS3066L1014	ENN Energy Holdings Limited	Gas Utilities	7,963	86.75	0.80%	
CNE1000002R0	China Shenhua - H	Coal & Consumable Fuels	34,029	82.79	0.76%	
HK0688002218	China Overseas Land & Investment Ltd	Real Estate Development	38,388	81.45	0.75%	
HK0003000338	The Hong Kong China Gas Company Limited	Gas Utilities	1,11,989	80.39	0.74%	
CNE1000002L3	China Life Insurance Co Ltd	Life & Health Insurance	74,144	77.38	0.71%	
KYGV8020E1199	Semiconductor Manufacturing International Corp	Semiconductors	44,645	74.11	0.68%	
HK1093012172	CSPC Pharmaceutical Group Limited	Pharmaceuticals	88,324	71.29	0.65%	
CNE1000003W8	Petrochina Company Ltd	Integrated Oil & Gas	2,12,356	70.94	0.65%	
KYD070341048	Baidu Inc	Interactive Media & Services	5,885	69.06	0.64%	
HK0086009694	WTR Corp Limited	Railroads	18,289	68.33	0.63%	
KYGS377B1032	Geely Auto	Automobile Manufacturers	60,556	67.98	0.62%	
KYGV893A1040	Wharf Real Estate Investment Company Ltd	Real Estate Operating Companies	16,375	60.65	0.56%	
KYGV7800X1079	Sands China Ltd	Casinos & Gaming	28,191	57.62	0.53%	
HK000600050	Power Assets Holdings Ltd	Electric Utilities	13,781	56.33	0.52%	
KYGS58601097	Sunny Optical Tech	Electronic Components	7,163	56.00	0.51%	
HK0267001375	Citic Ltd	Industrial Conglomerates	72,894	55.96	0.51%	
KYGV8087W1015	Shenzhen International Group Holdings Ltd	Apparel, Accessories and Luxury Goods	8,327	53.00	0.49%	
KYGV8167W1380	Sino Biopharmaceutical Ltd	Pharmaceuticals	1,13,659	43.51	0.40%	
KYGV1674K1013	Budweiser Brewing Company APAC Limited	Brewers	20,021	42.69	0.39%	
KYGS535P1090	Longfor Group Holdings Ltd	Real Estate Development	18,012	42.14	0.39%	
KYGV829N1025	Xinyi Solar Holdings Limited	Semiconductor Equipment	48,252	41.60	0.38%	
HK0992009065	Lenovo Group Ltd	Technology Hardware, Storage & Peripherals	71,542	40.53	0.37%	
KYGV860071028	WH Group Limited	Packaged Foods & Meats	70,794	36.36	0.33%	
HK0012000102	Henderson Land Development Co Limited	Real Estate Development	13,763	31.41	0.29%	
KYGV211461085	Chow Tai Fook Jewellery Group Limited	Specialty Stores	20,021	30.70	0.28%	
HK0006003555	New World Development	Diversified Real Estate Activities	13,257	30.67	0.28%	
HK0101000591	Hang Lung Properties Ltd	Real Estate Operating Companies	20,004	26.73	0.25%	
KYGV4290A1013	Haidilao International Holding Ltd	Restaurants	16,392	26.19	0.24%	
BMG2178K1009	CK Infrastructure Holdings Ltd	Electric Utilities	6,168	25.63	0.23%	
KYGV4402L1510	Hengan International Group Co Ltd	Personal Products	6,667	24.28	0.22%	
KYGV2453A1085	Country Garden Services Holdings Company Limited	Real Estate Operating Companies	19,981	23.96	0.22%	
KYGV9628C1082	Xinyi Glass Holdings Ltd	Building Products	19,945	23.63	0.22%	
BMG00171K1018	China Unicom Hong Kong Ltd	Integrated Telecommunication Services	61,350	22.47	0.21%	
KYGV894K1085	Zhongsheng Group Holdings Limited	Internet & Direct Marketing Retail	54,071	20.20	0.19%	
KYGV211501005	China Hongqiao Group Limited	Automotive Retail	5,971	19.42	0.18%	
KYGV2452A1032	Country Garden Holdings Co Ltd	Aluminum	23,145	15.61	0.14%	
BMG6774H1539	Orient Overseas (International) Limited	Real Estate Development	81,040	15.30	0.14%	
KYGV549581067	Hansoh Pharmaceutical Group Company Limited	Pharmaceuticals	979	13.97	0.13%	
			10,778	13.89	0.13%	
	Subtotal			10,819.23	99.17%	
	(b) UNLISTED			NIL	NIL	NIL
	Subtotal			NIL	NIL	NIL
	Total			10,819.23	99.17%	
	Money Market Instruments					
	Triparty Repo/ Reverse Repo Instrument					
	Triparty Repo			857.51	7.86%	
	Total			857.51	7.86%	
	OTHERS					
	Cash Margin - CCIL			4.63	0.04%	
	Total			4.63	0.04%	
	Net Current Assets			(771.23)	-7.07%	
	GRAND TOTAL			10,910.14	100.00%	

SCHEME RISK-O-METER



BENCHMARK NAME - HANG SENG TRI
BENCHMARK RISK-O-METER

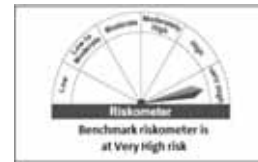


Monthly Portfolio Statement as on September 30,2022

ISIN	Name of the Instrument	Industry / Rating	Quantity	Market/Fair Value (Rs. in Lacs)	% to NAV	YIELD
Equity & Equity related						
(a) Listed / awaiting listing on Stock Exchanges						
INE002A01018	Reliance Industries Limited	Petroleum Products	23,377	555.85	19.54%	
INE018A01030	Larsen & Toubro Limited	Construction	21,103	389.92	13.71%	
INE397D01024	Bharti Airtel Limited	Telecom - Services	42,746	341.93	12.02%	
INE733E01010	NTPC Limited	Power	82,972	132.46	4.66%	
INE732E01010	Power Grid Corporation of India Limited	Power	59,688	126.66	4.45%	
INE481G01011	UltraTech Cement Limited	Cement & Cement Products	2,016	126.10	4.43%	
INE047A01021	Grasim Industries Limited	Cement & Cement Products	6,553	109.75	3.86%	
INE742F01042	Adani Ports and Special Economic Zone Limited	Transport Infrastructure	12,542	102.93	3.62%	
INE213A01029	Oil & Natural Gas Corporation Limited	Oil	68,103	86.35	3.04%	
INE437A01024	Apollo Hospitals Enterprise Limited	Healthcare Services	1,783	78.16	2.75%	
INE079A01024	Ambuja Cements Limited	Cement & Cement Products	12,830	66.15	2.33%	
INE245A01021	Tata Power Company Limited	Power	29,574	64.03	2.25%	
INE053A01029	The Indian Hotels Company Limited	Leisure Services	15,379	51.01	1.79%	
INE029A01011	Bharat Petroleum Corporation Limited	Petroleum Products	16,668	50.80	1.79%	
INE070A01015	Shree Cement Limited	Cement & Cement Products	233	49.01	1.72%	
INE242A01010	Indian Oil Corporation Limited	Petroleum Products	66,581	44.58	1.57%	
INE003A01024	Siemens Limited	Electrical Equipment	1,555	43.09	1.51%	
INE129A01019	GAIL (India) Limited	Gas	47,076	40.98	1.44%	
INE271C01023	DLF Limited	Realty	10,807	38.55	1.36%	
INE208A01029	Ashok Leyland Limited	Agricultural, Commercial & Construction Vehicles	25,119	38.34	1.35%	
INE012A01025	ACC Limited	Cement & Cement Products	1,476	35.05	1.25%	
INE114A01025	Container Corporation of India Limited	Transport Services	4,788	34.07	1.20%	
INE335Y01020	Indian Railway Catering And Tourism Corporation Limited	Leisure Services	4,610	32.55	1.14%	
INE646L01027	InterGlobe Aviation Limited	Transport Services	1,683	31.22	1.10%	
INE883A01011	MRF Limited	Auto Components	36	29.40	1.03%	
INE121J01017	Indus Towers Limited	Telecom - Services	14,589	28.81	1.01%	
INE787D01026	Balkrishna Industries Limited	Auto Components	1,418	28.71	0.94%	
INE347G01014	Petroref LNG Limited	Gas	13,097	26.18	0.92%	
INE484J01027	Godrej Properties Limited	Realty	2,039	24.34	0.86%	
INE094A01015	Hindustan Petroleum Corporation Limited	Petroleum Products	11,147	24.11	0.85%	
	Subtotal			2,829.69	99.49%	
(b) UNLISTED						
	Subtotal			NIL	NIL	NIL
	Total			2,829.69	99.49%	NIL
Money Market Instruments						
	Triparty Repo/ Reverse Repo Instrument					
	Triparty Repo			13.95	0.49%	
	Total			13.95	0.49%	
OTHERS						
	Cash Margin - CCIL			0.08	\$0.00%	
	Total			0.08	0.00%	
	Net Current Assets			0.74	0.02%	
	GRAND TOTAL			2,844.46	100.00%	

\$ Less Than 0.01% of NAV

SCHEME RISK-O-METER

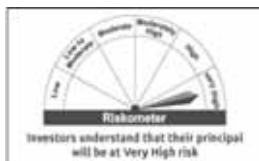
BENCHMARK NAME - NIFTY INFRASTRUCTURE TRI
BENCHMARK RISK-O-METER

Monthly Portfolio Statement as on September 30,2022

ISIN	Name of the Instrument	Industry / Rating	Quantity	Market/Fair Value (Rs. in Lacs)	% to NAV	YIELD
	Equity & Equity related					
	(a) Listed / awaiting listing on Stock Exchanges					
INE752E01010	Power Grid Corporation of India Limited	Power	17,29,24,536	3,66,945.87	20.48%	
INE733E01010	NTPC Limited	Power	22,27,90,040	3,55,684.30	19.85%	
INE213A01029	Oil & Natural Gas Corporation Limited	Oil	27,24,65,531	3,45,486.29	19.28%	
INE522F01014	Coal India Limited	Consumable Fuels	14,63,90,042	3,10,712.86	17.34%	
INE263A01024	Bharat Electronics Limited	Aerospace & Defense	25,02,41,832	2,52,619.13	14.10%	
INE848E01016	NHPC Limited	Power	18,94,84,985	67,646.14	3.78%	
INE274J01014	Oil India Limited	Oil	2,50,01,445	43,615.02	2.43%	
INE095N01031	NBCC (India) Limited	Construction	4,77,87,652	14,694.70	0.82%	
INE002L01015	SJVN Limited	Power	3,56,92,165	11,082.42	0.62%	
INE704P01017	Cochin Shipyard Limited	Industrial Manufacturing	24,81,318	10,942.61	0.61%	
INE599A01014	NLC India Limited	Power	1,55,00,377	10,548.01	0.59%	
	Subtotal			17,89,977.35	99.90%	
	(b) UNLISTED			NIL	NIL	NIL
	Subtotal			NIL	NIL	NIL
	Total			17,89,977.35	99.90%	
	Money Market Instruments					
	Triparty Repo/ Reverse Repo Instrument					
	Triparty Repo			1,624.51	0.09%	
	Total			1,624.51	0.09%	
	OTHERS					
	Cash Margin - CCIL			9.02	0.00%	
	Total			9.02	0.00%	
	Net Current Assets			96.87	0.01%	
	GRAND TOTAL			17,91,707.75	100.00%	

§ Less Than 0.01% of NAV

SCHEME RISK-O-METER



BENCHMARK NAME - NIFTY CPSE TRI

BENCHMARK RISK-O-METER



Monthly Portfolio Statement as on September 30,2022

ISIN	Name of the Instrument	Industry / Rating	Quantity	Market/Fair Value (Rs. in Lacs)	% to NAV	YIELD
	Money Market Instruments					
	Triparty Repo/ Reverse Repo Instrument					
	Reverse Repo			7,91,986.90	56.01%	
	Triparty Repo			5,67,761.50	40.15%	
	Treasury Bill					
IN0020212293	364 Days Tbill		1,10,00,000	10,979.07	0.78%	5.80%
IN0020212285	364 Days Tbill		1,00,00,000	9,992.05	0.71%	5.81%
IN002022X155	91 Days Tbill		1,00,00,000	9,980.93	0.71%	5.81%
IN0020212319	364 Days Tbill		90,00,000	8,962.65	0.63%	5.85%
IN0020212301	364 Days Tbill		75,00,000	7,477.19	0.53%	5.86%
IN002022Y039	182 Days Tbill		50,00,000	4,984.84	0.35%	5.85%
IN002022Y047	182 Days Tbill		5,00,000	497.93	0.04%	5.85%
	Total			14,12,623.06	99.91%	
	OTHERS					
	Cash Margin - CCIL			3,279.80	0.23%	
	Total			3,279.80	0.23%	
	Net Current Assets			(1,966.56)	-0.14%	
	GRAND TOTAL			14,13,936.30	100.00%	

SCHEME RISK-O-METER



BENCHMARK NAME - CRISIL OVERNIGHT FUND AI INDEX
BENCHMARK RISK-O-METER



Monthly Portfolio Statement as on September 30,2022

ISIN	Name of the Instrument	Industry / Rating	Quantity	Market/Fair Value (Rs. in Lacs)	% to NAV	YIELD
	Equity & Equity related					
	(a) Listed / awaiting listing on Stock Exchanges					
INE849A01020	Trent Limited	Retailing	98,602	1,400.15	1.84%	
INE761H01022	Page Industries Limited	Textiles & Apparels	2,653	1,344.17	1.76%	
INE670A01012	Tata Elxsi Limited	IT - Software	15,355	1,313.84	1.73%	
INE494B01017	AU Small Finance Bank Limited	Banks	2,08,042	1,288.20	1.69%	
INE033A01020	The Indian Hotels Company Limited	Leisure Services	3,87,728	1,286.09	1.69%	
INE974X01010	Tube Investments of India Limited	Auto Components	45,886	1,259.27	1.65%	
INE299U01018	Crompton Greaves Consumer Electricals Limited	Consumer Durables	2,63,119	1,083.79	1.42%	
INE200M01013	Varun Beverages Limited	Beverages	1,02,953	1,075.04	1.41%	
INE494B01023	TVS Motor Company Limited	Automobiles	1,02,492	1,057.97	1.39%	
INE797F01020	Jubilant Foodworks Limited	Leisure Services	1,69,193	1,053.56	1.38%	
INE171A01020	The Federal Bank Limited	Banks	8,82,650	1,048.15	1.38%	
INE256A01028	Zee Entertainment Enterprises Limited	Entertainment	4,05,981	1,048.04	1.38%	
INE721A01013	Shriram Transport Finance Company Limited	Finance	84,551	1,012.54	1.33%	
INE208A01029	Ashok Leyland Limited	Agricultural, Commercial & Construction Vehicles	6,33,300	966.73	1.27%	
INE226A01021	Votus Limited	Consumer Durables	1,01,974	924.34	1.21%	
INE947D01028	Laurus Labs Limited	Pharmaceuticals & Biotechnology	1,72,707	895.99	1.16%	
INE528C01035	Yes Bank Limited	Banks	56,25,818	890.46	1.16%	
INE006I01046	Astral Limited	Industrial Products	38,923	888.94	1.14%	
INE111A01025	Container Corporation of India Limited	Transport Services	1,20,718	859.09	1.13%	
INE027H01010	Max Healthcare Institute Limited	Healthcare Services	2,09,191	853.29	1.12%	
INE465A01025	Bharat Forge Limited	Industrial Products	1,12,746	784.15	1.03%	
INE02A01019	Tata Chemicals Limited	Chemicals & Petrochemicals	69,540	768.24	1.01%	
INE749A01030	Jindal Steel & Power Limited	Ferrous Metals	1,75,137	750.64	0.99%	
INE883A01011	MRF Limited	Auto Components	913	745.51	0.98%	
INE180A01020	Max Financial Services Limited	Insurance	95,727	730.01	0.96%	
INE328A01037	Lupin Limited	Pharmaceuticals & Biotechnology	1,06,533	724.26	0.95%	
INE117A01022	ABB India Limited	Electrical Equipment	23,326	720.40	0.95%	
INE262H01013	Persistent Systems Limited	IT - Software	22,211	719.90	0.95%	
INE298A01020	Cummins India Limited	Industrial Products	59,802	715.14	0.94%	
INE935N01020	Dixon Technologies (India) Limited	Consumer Durables	16,210	708.64	0.93%	
INE540L01014	Alkem Laboratories Limited	Pharmaceuticals & Biotechnology	21,585	707.38	0.93%	
INE048C01026	Navin Fluorine International Limited	Chemicals & Petrochemicals	15,273	685.89	0.90%	
INE032I01019	DFO First Bank Limited	Banks	13,89,327	682.61	0.90%	
INE476A01014	Canara Bank	Banks	2,95,526	676.02	0.89%	
INE660A01013	Sundaram Finance Limited	Finance	29,841	675.00	0.89%	
INE787D01026	Balkrishna Industries Limited	Auto Components	35,753	673.46	0.88%	
INE702C01027	APL Apollo Tubes Limited	Industrial Products	63,912	663.44	0.87%	
INE286B01020	Deepak Nitride Limited	Chemicals & Petrochemicals	32,426	658.19	0.87%	
INE347C01014	Petronet LNG Limited	Gas	3,30,207	660.08	0.87%	
INE067A01029	CG Power and Industrial Solutions Limited	Electrical Equipment	2,75,660	649.73	0.85%	
INE09N301011	Gujarat Fluorochemicals Limited	Chemicals & Petrochemicals	16,448	648.92	0.85%	
INE100A01010	Atul Limited	Chemicals & Petrochemicals	7,148	645.03	0.85%	
INE496A01037	Aurobindo Pharma Limited	Pharmaceuticals & Biotechnology	1,23,228	632.27	0.83%	
INE494M01027	Godrej Properties Limited	Realty	51,410	611.78	0.81%	
INE203G01027	Indraprastha Gas Limited	Gas	1,54,099	611.46	0.80%	
INE195A01028	Supreme Industries Limited	Industrial Products	28,522	608.49	0.80%	
INE094A01015	Hindustan Petroleum Corporation Limited	Petroleum Products	2,81,050	607.91	0.80%	
INE091F01013	Fortis Healthcare Limited	Healthcare Services	2,29,349	605.94	0.80%	
INE112A01013	Tata Communications Limited	Telecom - Services	51,442	591.99	0.78%	
INE211B01030	The Phoenix Mills Limited	Realty	41,672	583.03	0.77%	
INE00R701025	Dalmia Bharat Limited	Cement & Cement Products	36,315	580.31	0.76%	
INE513A01022	Schaeffler India Limited	Auto Components	17,895	574.85	0.75%	
INE571A01038	IPCA Laboratories Limited	Pharmaceuticals & Biotechnology	60,319	551.92	0.72%	
INE115A01026	LC Housing Finance Limited	Finance	1,33,197	551.24	0.72%	
INE121E01018	ISW Energy Limited	Power	1,80,960	543.51	0.71%	
INE591G01017	Colofore Limited	IT - Software	16,102	541.34	0.71%	
INE686F01025	United Breweries Limited	Beverages	31,432	536.51	0.70%	
INE134E01011	Power Finance Corporation Limited	Finance	5,11,435	534.96	0.70%	
INE169A01031	Comandant International Limited	Fertilizers & Agrochemicals	53,044	527.36	0.69%	
INE699H01024	Adani Wilmar Limited	Agricultural Food & other Products	68,952	520.93	0.68%	
INE647C01011	Aditya Birla Fashion and Retail Limited	Retailing	1,48,731	519.22	0.68%	
INE176A01028	Bata India Limited	Consumer Durables	28,296	515.41	0.68%	
INE020B01018	REC Limited	Finance	5,44,893	512.20	0.67%	
INE114A01011	Steel Authority of India Limited	Ferrous Metals	6,39,126	490.53	0.64%	
INE455K01017	Polyfab India Limited	Industrial Products	19,104	489.21	0.64%	
INE774D01024	Mahindra & Mahindra Financial Services Limited	Finance	2,81,106	483.70	0.64%	
INE823G01014	JK Cement Limited	Cement & Cement Products	18,374	482.44	0.63%	
INE640A01023	SKF India Limited	Industrial Products	10,229	482.11	0.63%	
INE160A01022	Punjab National Bank	Banks	13,14,326	480.39	0.63%	
INE022C01020	Indian Energy Exchange Limited	Capital Markets	3,36,317	477.74	0.63%	
INE039I01010	Oceana Retail Limited	Realty	51,231	470.20	0.62%	
INE405E01023	LUNO Minds Limited	Auto Components	83,067	464.43	0.61%	
INE0F8S01015	Motherson Sumi Wiring India Limited	Auto Components	5,30,518	464.20	0.61%	
INE548C01032	Emami Limited	Personal Products	89,346	450.57	0.59%	
INE358A01014	Abbott India Limited	Pharmaceuticals & Biotechnology	2,339	447.66	0.59%	
INE214H01026	AIA Engineering Limited	Industrial Products	17,444	437.70	0.57%	
INE217B01036	Kajaria Ceramics Limited	Consumer Durables	36,454	430.59	0.57%	
INE216P01012	Aavas Financiers Limited	Finance	19,486	436.82	0.57%	
INE010V01017	L&T Technology Services Limited	IT - Services	12,090	434.22	0.57%	
INE010B01027	Zydus Lifesciences Limited	Pharmaceuticals & Biotechnology	11,872	432.83	0.57%	
INE848E01016	NHPC Limited	Power	11,94,101	426.29	0.56%	
INE31A01032	The Ramco Cement Limited	Cement & Cement Products	56,179	423.87	0.56%	
INE536A01023	Grindwell Norton Limited	Industrial Products	20,469	422.51	0.55%	
INE343H01029	Solar Industries India Limited	Chemicals & Petrochemicals	10,754	421.21	0.55%	
INE387A01021	Sundram Fasteners Limited	Auto Components	46,255	420.46	0.55%	
INE619A01035	Patanjali Foods Limited	Agricultural Food & other Products	30,409	418.41	0.55%	
INE511C01022	Poonawalla Fincorp Limited	Finance	31,918	403.41	0.53%	
INE073K01018	Sona BLW Precision Forgings Limited	Auto Components	84,897	393.71	0.52%	
INE671A01010	Honeywell Automation India Limited	Industrial Manufacturing	972	388.84	0.51%	
INE776C01039	GMR Infrastructure Limited	Transport Infrastructure	10,89,571	387.34	0.51%	
INE844O01030	Gujarat Gas Limited	Gas	75,769	381.31	0.50%	
INE152A01029	Thermax Limited	Electrical Equipment	17,309	375.52	0.49%	
INE00L01024	Dr. Lal Path Labs Limited	Healthcare Services	14,894	369.95	0.48%	
INE813H01021	Torrent Power Limited	Power	77,061	360.80	0.47%	
INE670K01029	Macrotech Developers Limited	Realty	38,166	352.73	0.46%	
INE007A01025	CRISIL Limited	Finance	10,618	346.64	0.46%	
INE343B01030	Rajesh Exports Limited	Consumer Durables	59,798	346.11	0.45%	
INE674B01013	Aditya Birla Capital Limited	Insurance	3,08,568	344.98	0.45%	
INE257J01023	Shree Heavy Electricals Limited	Electrical Equipment	6,52,239	339.79	0.45%	
INE131B01039	Relaxo Footweares Limited	Consumer Durables	31,784	320.02	0.42%	
INE699E01016	Vodafone Idea Limited	Telecom - Services	35,35,295	311.11	0.41%	
INE473A01011	Linde India Limited	Chemicals & Petrochemicals	9,385	310.81	0.41%	
INE042A01016	Escorts Kubota Limited	Agricultural, Commercial & Construction Vehicles	14,455	307.57	0.40%	
INE881D01027	Oracle Financial Services Software Limited	IT - Software	10,271	306.63	0.40%	
INE470A01017	3M India Limited	Diversified	1,239	304.87	0.40%	
INE933S01016	Indiamart InterMesh Limited	Retailing	6,753	301.04	0.39%	
INE267A01025	Hindustan Zinc Limited	Non - Ferrous Metals	1,11,615	298.24	0.39%	
INE09W01027	Aflie (India) Limited	IT - Services	23,469	295.98	0.38%	
INE162A01017	Pfizer Limited	Pharmaceuticals & Biotechnology	6,846	292.01	0.38%	
INE531A01024	Kanara Norelac Paints Limited	Consumer Durables	59,313	290.43	0.38%	
INE398R01022	Syngene International Limited	Healthcare Services	51,259	287.36	0.38%	
INE246F01010	Gujarat State Petronet Limited	Gas	1,24,205	286.85	0.38%	
INE139A01034	National Aluminium Company Limited	Non - Ferrous Metals	3,96,231	282.51	0.37%	
INE462A01022	Bayer Cropscience Limited	Fertilizers & Agrochemicals	5,740	280.29	0.37%	
INE811K01011	Prestige Estates Projects Limited	Realty	61,771	277.86	0.37%	
INE419U01012	Happiest Minds Technologies Limited	IT - Software	27,806	276.38	0.36%	
INE258G01013	Sumitomo Chemical India Limited	Fertilizers & Agrochemicals	54,943	276.34	0.36%	
INE274J01014	Oil India Limited	Oil	1,57,556	274.88	0.36%	
INE159A01016	GlaxoSmithKline Pharmaceuticals Limited	Pharmaceuticals & Biotechnology	18,842	265.54	0.35%	
INE149C01028	Delhivery Limited	Transport Services	44,772	260.98	0.34%	
INE473B01035	Hatsun Agro Product Limited	Food Products	24,679	258.71	0.34%	
INE417T01026	PB Fintech Limited	Financial Technology (Fintech)	53,437	252.52	0.33%	
INE579P01011	Star Health And Allied Insurance Company Limited	Insurance	35,599	251.42	0.33%	
INE987B01026	Natco Pharma Limited	Pharmaceuticals & Biotechnology	40,991	248.32	0.33%	
INE410B01037	Vinati Organics Limited	Chemicals & Petrochemicals	11,764	245.45	0.32%	
INE498L01015	L&T Finance Holdings Limited	Finance	3,27,045	244.39	0.32%	
INE058A01010	Sanofi India Limited	Pharmaceuticals & Biotechnology	4,059	234.64	0.31%	
INE517B01013	Tata Teleservices (Maharashtra) Limited	Telecom - Services	2,23,786	231.39	0.31%	
INE233B01017	Blue Dart Express Limited	Transport Services	2,612	231.20	0.30%	
INE992A01016	Union Bank of India	Banks	5,11,560	228.41	0.30%	
INE716A01013	Whirlpool of India Limited	Consumer Durables	13,968	228.51	0.30%	
INE825V01034	Nedstap Fashions Limited	Retailing	16,096	226.76	0.30%	
INE424H01027	Sun TV Network Limited	Entertainment	43,381	220.74	0.29%	
INE913H01037	Endurance Technologies Limited	Auto Components	15,475	220.36	0.29%	
INE562A01011	Indian Bank	Banks	1,09,664	215.87	0.28%	
INE031B01049	Apenta Pharma Limited	Pharmaceuticals & Biotechnology	16,920	215.90	0.28%	
INE342I01019	ZF Commercial Vehicle Control Systems India Limited	Auto Components	2,088	209.66	0.27%	
INE04C01022	Trident Limited	Textiles & Apparels	5,60,906	204.45	0.27%	
INE930H01031	K.P.R. Mill Limited	Textiles & Apparels	37,760	202.50	0.27%	
INE763G01038	ICICI Securities Limited	Capital Markets	35,531	185.88	0.24%	
INE150B01039	Alkyl Amines Chemicals Limited	Chemicals & Petrochemicals	6,299	180.72	0.24%	
INE972I01023	Devyani International Limited	Leisure Services	90,541	176.29	0.23%	
INE053F01010	Indian Railway Finance Corporation Limited	Finance	8,05,526	171.17	0.22%	
INE084A01016	Bank of India	Banks	34,3275	165.46	0.22%	
INE901L01018	Alembic Pharmaceuticals Limited	Pharmaceuticals & Biotechnology	25,098	151.76		

Triparty Repo/ Reverse Repo Instrument				
Triparty Repo			66.61	0.09%
Total			66.61	0.09%
OTHERS				
Cash Margin - CCL			0.89	0.00%
Total			0.89	0.00%
Net Current Assets			145.87	0.23%
GRAND TOTAL			76,164.79	100.00%

\$ Less Than 0.01% of NAV

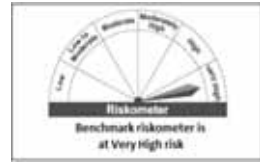
Details of the Equity shares have been lent under Securities Lending and Borrowing as follows:-

Name of the Instrument	Quantity
Crompton Greaves Consumer Electricals Limited	20,000
Gujarat Gas Limited	10,000
Dr. Lal Path Labs Limited	1,000
Astral Limited	1,100

SCHEME RISK-O-METER



BENCHMARK NAME - NIFTY MIDCAP 150 TRI
BENCHMARK RISK-O-METER



Monthly Portfolio Statement as on September 30,2022

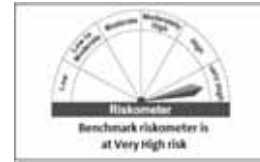
ISIN	Name of the Instrument	Industry / Rating	Quantity	Market/Fair Value (Rs. in Lacs)	% to NAV	YIELD
	Money Market Instruments					
	Triparty Repo/ Reverse Repo Instrument					
	Triparty Repo			80.34	0.53%	
	Total			80.34	0.53%	
	Exchange Traded Funds					
INF732E01045	Nippon India ETF Nifty Next 50 Junior BeES		33,97,983	15,214.47	99.92%	
	Total			15,214.47	99.92%	
	OTHERS					
	Cash Margin - CCIL			0.47	0.00%	
	Total			0.47	0.00%	
	Net Current Assets			(68.92)	-0.45%	
	GRAND TOTAL			15,226.36	100.00%	

\$ Less Than 0.01% of NAV

SCHEME RISK-O-METER



BENCHMARK NAME - NIFTY NEXT 50 TRI
BENCHMARK RISK-O-METER



Monthly Portfolio Statement as on September 30,2022

ISIN	Name of the Instrument	Industry / Rating	Quantity	Market/Fair Value (Rs. in Lacs)	% to NAV	YIELD
Debt Instruments						
(a) Listed / awaiting listing on Stock Exchange						
Government Securities						
IN1520190019	8.14% State Government Securities	SOVEREIGN	23,56,500	2,421.67	46.18%	7.59%
IN1520190035	8.17% State Government Securities	SOVEREIGN	15,00,000	1,543.89	29.44%	7.59%
IN2020180146	8.31% State Government Securities	SOVEREIGN	1,90,000	196.36	3.74%	7.63%
IN1520180333	8.14% State Government Securities	SOVEREIGN	1,70,000	174.67	3.33%	7.59%
IN3120180200	8.08% State Government Securities	SOVEREIGN	1,70,000	174.35	3.32%	7.55%
IN1920180206	8.32% State Government Securities	SOVEREIGN	1,57,000	162.77	3.10%	7.59%
IN1520180275	8.3% State Government Securities	SOVEREIGN	1,10,000	113.84	2.17%	7.59%
IN1920180214	8.16% State Government Securities	SOVEREIGN	62,900	64.71	1.23%	7.59%
IN1920180149	8.19% State Government Securities	SOVEREIGN	50,000	51.48	0.98%	7.59%
IN3720180063	8.31% State Government Securities	SOVEREIGN	40,000	41.33	0.79%	7.64%
IN1020140134	8.5% State Government Securities	SOVEREIGN	30,000	31.05	0.59%	7.81%
IN2920180261	8.36% State Government Securities	SOVEREIGN	22,400	23.25	0.44%	7.58%
IN1420180144	8.36% State Government Securities	SOVEREIGN	15,000	15.53	0.30%	7.65%
IN1720180059	8.43% State Government Securities	SOVEREIGN	10,000	10.40	0.20%	7.64%
IN3320180125	8.22% State Government Securities	SOVEREIGN	10,000	10.30	0.20%	7.61%
IN2920180303	8.32% State Government Securities	SOVEREIGN	8,000	8.28	0.16%	7.62%
Subtotal				5,043.88	96.17%	
(b) Privately placed / Unlisted				NIL	NIL	NIL
Subtotal				NIL	NIL	NIL
(c) Securitised Debt						
Subtotal				NIL	NIL	
Total				5,043.88	96.17%	
Money Market Instruments						
Triparty Repo/ Reverse Repo Instrument						
Triparty Repo						
Total				46.89	0.89%	
OTHERS				46.89	0.89%	
Cash Margin - CCIL				0.27	0.01%	
Total				0.27	0.01%	
Net Current Assets				152.92	2.93%	
GRAND TOTAL				5,243.96	100.00%	

SCHEME RISK-O-METER



BENCHMARK NAME - CRISIL DYNAMIC GILT INDEX
BENCHMARK RISK-O-METER



Monthly Portfolio Statement as on September 30,2022

ISIN	Name of the Instrument	Industry / Rating	Quantity	Market/Fair Value (Rs. in Lacs)	% to NAV	YIELD
Equity & Equity related						
(a) Listed / awaiting listing on Stock Exchanges						
INE390L01023	Adani Total Gas Limited	Gas	4,129	137.78	6.65%	
INE192R01011	Avenue Supermarts Limited	Retailing	2,237	98.24	4.74%	
INE437A01024	Apollo Hospitals Enterprise Limited	Healthcare Services	1,511	66.23	3.20%	
INE318A01026	PdLife Industries Limited	Chemicals & Petrochemicals	2,290	61.81	2.97%	
INE579A01024	Ambuja Cements Limited	Cement & Cement Products	11,033	56.87	2.75%	
INE245A01021	Tata Power Company Limited	Power	25,432	55.06	2.66%	
INE647A01010	SRF Limited	Chemicals & Petrochemicals	2,181	54.61	2.64%	
INE263A01024	Bharat Electronics Limited	Aerospace & Defense	53,789	54.33	2.62%	
INE102D01028	Godrej Consumer Products Limited	Personal Products	5,682	51.74	2.50%	
INE176B01034	Havells India Limited	Consumer Durables	3,763	50.73	2.45%	
INE349A01020	Trent Limited	Retailing	3,363	47.69	2.30%	
INE118A01012	Bajaj Holdings & Investment Limited	Finance	735	46.97	2.27%	
INE205A01025	Vedanta Limited	Diversified Metals	16,747	45.23	2.18%	
INE761H01022	Page Industries Limited	Textiles & Apparels	89	45.10	2.18%	
INE949L01017	AU Small Finance Bank Limited	Banks	7,087	43.89	2.12%	
INE121A01024	Chidambaram Investment and Finance Company Ltd	Finance	5,922	43.40	2.10%	
INE663F01024	Info Edge (India) Limited	Retailing	1,104	42.64	2.06%	
INE196A01026	Marico Limited	Personal Products	7,767	41.77	2.02%	
INE765G01017	ICICI Lombard General Insurance Company Limited	Insurance	3,540	40.75	1.97%	
INE018E01016	SBI Cards and Payment Services Limited	Finance	4,250	38.83	1.87%	
INE242A01010	Indian Oil Corporation Limited	Petroleum Products	57,257	38.36	1.85%	
INE256A01028	Zee Entertainment Enterprises Limited	Entertainment	14,424	37.24	1.80%	
INE003A01024	Siemens Limited	Electrical Equipment	1,337	37.04	1.79%	
INE028A01039	Bank of Baroda	Banks	27,958	37.02	1.79%	
INE299U01018	Crompton Greaves Consumer Electricals Limited	Consumer Durables	8,946	36.84	1.78%	
INE603J01030	PI Industries Limited	Fertilizers & Agrochemicals	1,208	36.20	1.75%	
INE797F01020	Jubilant Foodworks Limited	Leisure Services	5,747	35.81	1.73%	
INE171A01029	The Federal Bank Limited	Banks	30,011	35.59	1.72%	
INE721A01013	Shriram Transport Finance Company Limited	Finance	2,884	34.46	1.66%	
INE129A01019	GAIL (India) Limited	Gas	39,496	34.36	1.66%	
INE271C01023	DLF Limited	Realty	9,293	33.15	1.60%	
INE268A01029	Ashok Leyland Limited	Agricultural, Commercial & Construction Vehicles	21,601	32.97	1.59%	
INE259A01022	Colgate Palmolive (India) Limited	Personal Products	2,001	32.60	1.57%	
INE226A01021	Voltas Limited	Consumer Durables	3,429	31.08	1.50%	
INE070A01015	Shree Cement Limited	Cement & Cement Products	146	30.69	1.48%	
INE726G01019	ICICI Prudential Life Insurance Company Limited	Insurance	5,829	30.62	1.48%	
INE012A01025	ACC Limited	Cement & Cement Products	1,269	30.56	1.48%	
INE214T01019	Larsen & Toubro Infotech Limited	IT - Software	685	30.55	1.48%	
INE545U01014	Bandhan Bank Limited	Banks	11,369	30.32	1.46%	
INE018H01017	MindTree Limited	IT - Software	892	28.18	1.36%	
INE335Y01020	Indian Railway Catering And Tourism Corporation Limited	Leisure Services	3,965	28.03	1.35%	
INE646L01027	InterGlobe Aviation Limited	Transport Services	1,447	26.84	1.30%	
INE465A01025	Bharat Forge Limited	Industrial Products	3,846	26.75	1.29%	
INE356A01018	NiphaS Limited	IT - Software	1,243	25.94	1.25%	
INE180A01020	Max Financial Services Limited	Insurance	3,265	24.94	1.20%	
INE121J01017	Indus Towers Limited	Telecom - Services	12,546	24.77	1.20%	
INE326A01037	Lupin Limited	Pharmaceuticals & Biotechnology	3,619	24.59	1.19%	
INE406A01037	Aurobindo Pharma Limited	Pharmaceuticals & Biotechnology	4,224	21.56	1.04%	
INE484J01027	Godrej Properties Limited	Realty	1,753	20.92	1.01%	
INE094A01015	Hindustan Petroleum Corporation Limited	Petroleum Products	9,586	20.73	1.00%	
INE0DK501011	Piramal Pharma Limited	Pharmaceuticals & Biotechnology	7,492	16.34	0.79%	
Subtotal				2,058.52	99.40%	
(b) UNLISTED						
Subtotal				0.00	0.00%	
Total				2,058.52	99.40%	
Money Market Instruments						
Triparty Repo/ Reverse Repo Instrument						
Triparty Repo						
Total				6.97	0.34%	
OTHERS				6.97	0.34%	
Cash Margin - CCIL						
Total				0.04	0.00%	
Net Current Assets				5.61	0.26%	
GRAND TOTAL				2,071.14	100.00%	

\$ Less Than 0.01% of NAV

Aggregate value of investments made by other schemes of Nippon India Mutual Fund are amounting to Rs 1703.5 Lacs.

This is with reference to Gazette notification (Reference no: G.S.R.174(E)) issued by Ministry of Finance on 13th March 2020, for Yes Bank Limited reconstruction scheme, 2020. As per point 3(B)(a) of the notification, there shall be a lock-in period of three years from the commencement of the above said scheme to the extent of 75% of shares held by existing shareholders on the date of commencement of the scheme which came into force from March 13,2020.

Taking into account the above development, the valuation committee of Nippon India Mutual Fund has decided to markdown the 75% locked-in shares of YES Bank to ZERO, as on March 16, 2020.

For any future distribution of realised proceeds of these locked-in YES Bank shares to the underlying unitholders, following Reconstituted Portfolio was created

ISIN	Name of the Instrument	Industry / Rating	Quantity	Market/Fair Value (Rs. in Lacs)	% to NAV
Equity & Equity related					
(a) Listed / awaiting listing on Stock Exchanges					
INE528G01035	Yes Bank Limited	Banks	25264	0	0.00%
Total				0	0.00%
Net Current Assets				0	0.00%
GRAND TOTAL				0	0.00%

SCHEME RISK-O-METER



BENCHMARK NAME - S&P BSE SENSEX NEXT 50 TRI BENCHMARK RISK-O-METER



Monthly Portfolio Statement as on September 30,2022

ISIN	Name of the Instrument	Industry / Rating	Quantity	Market/Fair Value (Rs. in Lacs)	% to NAV	YIELD
Debt Instruments						
(a) Listed / awaiting listing on Stock Exchange						
Government Securities						
IN2920150421	8.21% State Government Securities	SOVEREIGN	56,00,000	5,637.13	27.21%	6.83%
IN2920150322	8.39% State Government Securities	SOVEREIGN	25,00,000	2,517.34	12.15%	6.85%
IN2220120116	8.62% State Government Securities	SOVEREIGN	4,62,500	466.24	2.25%	6.70%
IN2020120092	8.0% State Government Securities	SOVEREIGN	2,20,000	221.27	1.07%	6.57%
IN2220120108	8.62% State Government Securities	SOVEREIGN	1,30,000	130.93	0.63%	6.60%
IN2220120124	8.54% State Government Securities	SOVEREIGN	30,000	30.26	0.15%	6.68%
Non Convertible Debentures						
INE296A07RT7	5.05% Bajaj Finance Limited **	CRISIL AAA	220	2,170.85	10.48%	7.19%
INE115A07DX1	9.37% LIC Housing Finance Limited	CRISIL AAA	150	1,508.00	7.28%	7.17%
INE001A07SH4	6.99% Housing Development Finance Corporation Limited **	CRISIL AAA	150	1,498.56	7.23%	6.95%
INE053F07B22	6.59% Indian Railway Finance Corporation Limited **	CRISIL AAA	150	1,498.50	7.23%	6.88%
INE752E07KN9	8.8% Power Grid Corporation of India Limited **	CRISIL AAA	140	1,410.26	6.81%	6.78%
INE134E08K57	6.75% Power Finance Corporation Limited	CRISIL AAA	140	1,396.40	6.74%	7.00%
INE261F08BW6	9.72% National Bank For Agriculture and Rural Development **	ICRA AAA	100	997.43	4.82%	7.00%
INE514E09CC1	8.33% Export Import Bank of India **	CRISIL AAA	19	190.84	0.92%	6.78%
INE020B08831	8.82% REC Limited	CRISIL AAA	10	100.77	0.49%	7.02%
INE752E07FQ2	9.2% Power Grid Corporation of India Limited **	CRISIL AAA	4	50.45	0.24%	6.78%
Subtotal				19,826.23	95.70%	
(b) Privately placed / Unlisted						
Subtotal				NIL	NIL	NIL
(c) Securitised Debt						
Subtotal				NIL	NIL	NIL
Total				19,826.23	95.70%	
Money Market Instruments						
Triparty Repo/ Reverse Repo Instrument						
Triparty Repo				464.76	2.24%	
Total				464.76	2.24%	
OTHERS						
Cash Margin - CCIL				2.58	0.01%	
Total				2.58	0.01%	
Net Current Assets				420.63	2.05%	
GRAND TOTAL				20,714.20	100.00%	

** Non Traded Securities/Illiquid Securities

SCHEME RISK-O-METER



BENCHMARK NAME - CRISIL COMPOSITE BOND FUND INDEX
BENCHMARK RISK-O-METER

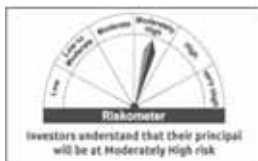


Monthly Portfolio Statement as on September 30,2022

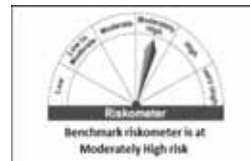
ISIN	Name of the Instrument	Industry / Rating	Quantity	Market/Fair Value (Rs. in Lacs)	% to NAV	YIELD
	Derivatives					
	Index / Stock Options					
	Nifty 50 Index 8500 Call June 2023 Option		15,975	1,435.33	36.66%	
	Nifty 50 Index 9500 Call June 2023 Option		4,050	325.25	8.31%	
	Total			1,760.58	44.97%	
	Debt Instruments					
	(a) Listed / awaiting listing on Stock Exchange					
	Government Securities					
IN2020120084	8.65% State Government Securities	SOVEREIGN	4,00,000	402.01	10.27%	6.60%
	Non Convertible Debentures					
INE020B08CH4	7.12% REC Limited **	CRISIL AAA	25	250.07	6.39%	6.82%
INE01A07SH4	6.99% Housing Development Finance Corporation Limited **	CRISIL AAA	25	249.76	6.38%	6.95%
INE03F07BZ2	6.59% Indian Railway Finance Corporation Limited **	CRISIL AAA	25	249.75	6.38%	6.88%
INE261F08AT4	8.5% National Bank For Agriculture and Rural Development	CRISIL AAA	24	241.11	6.16%	6.70%
INE752E07KN9	8.8% Power Grid Corporation of India Limited **	CRISIL AAA	20	201.47	5.15%	6.78%
INE115A070O2	7.45% LIC Housing Finance Limited **	CRISIL AAA	18	180.11	4.60%	6.95%
INE134E08J08	7.99% Power Finance Corporation Limited **	CRISIL AAA	10	100.23	2.86%	6.50%
INE514E08CC1	8.83% Export Import Bank of India **	CRISIL AAA	4	40.16	1.03%	6.76%
	Subtotal			1,914.69	48.92%	
	(b) Privately placed / Unlisted			NIL	NIL	NIL
	Subtotal			NIL	NIL	NIL
	(c) Securitised Debt			NIL	NIL	NIL
	Subtotal			NIL	NIL	NIL
	Total			1,914.69	48.92%	
	Money Market Instruments					
	Triparty Repo/ Reverse Repo Instrument					
	Triparty Repo			157.73	4.03%	
	Total			157.73	4.03%	
	OTHERS					
	Cash Margin - CCL			0.91	0.02%	
	Total			0.91	0.02%	
	Net Current Assets			81.55	2.06%	
	GRAND TOTAL			3,915.46	100.00%	

** Non Traded Securities/Illiquid Securities

SCHEME RISK-O-METER



BENCHMARK NAME - 80%CRISIL COMPOSITE BOND FUND INDEX & 20% NIFTY 50 TRI
BENCHMARK RISK-O-METER

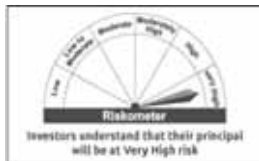
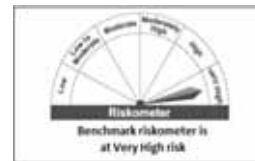


Monthly Portfolio Statement as on September 30,2022

ISIN	Name of the Instrument	Industry / Rating	Quantity	Market/Fair Value (Rs. in Lacs)	% to NAV	YIELD
	Equity & Equity related					
	(a) Listed / awaiting listing on Stock Exchanges					
INE009A01021	Infosys Limited	IT - Software	16,95,425	23,963.98	26.82%	
INE467B01029	Tata Consultancy Services Limited	IT - Software	7,82,998	23,525.57	26.33%	
INE860A01027	HCL Technologies Limited	IT - Software	8,68,074	8,093.49	9.06%	
INE075A01022	Wipro Limited	IT - Software	20,01,868	7,892.36	8.83%	
INE690C01036	Tech Mahindra Limited	IT - Software	7,79,984	7,867.02	8.81%	
INE214T01019	Larsen & Toubro Infotech Limited	IT - Software	1,07,558	4,794.77	5.37%	
INE356A01018	Mphasis Limited	IT - Software	1,95,326	4,077.72	4.56%	
INE262H01013	Persistent Systems Limited	IT - Software	1,19,645	3,877.93	4.34%	
INE591G01017	Coloforge Limited	IT - Software	86,274	2,900.49	3.25%	
INE010V01017	L&T Technology Services Limited	IT - Services	64,770	2,326.28	2.60%	
	Subtotal			89,319.61	99.97%	
	(b) UNLISTED					
	Subtotal			NIL	NIL	NIL
	Total			89,319.61	99.97%	
	Money Market Instruments					
	Triparty Repo/ Reverse Repo Instrument					
	Triparty Repo			523.57	0.59%	
	Total			523.57	0.59%	
	OTHERS					
	Cash Margin - CCIL			2.93	0.00%	
	Total			2.93	0.00%	
	Net Current Assets			(500.79)	-0.56%	
	GRAND TOTAL			89,345.32	100.00%	

\$ Less Than 0.01% of NAV

SCHEME RISK-O-METER

BENCHMARK NAME - NIFTY IT TRI
BENCHMARK RISK-O-METER

Monthly Portfolio Statement as on September 30,2022

ISIN	Name of the Instrument	Industry / Rating	Quantity
	Equity & Equity related		
	(a) Listed / awaiting listing on Stock Exchanges		
INE090A01021	ICICI Bank Limited	Banks	5,25,000
INE009A01021	Infosys Limited	IT - Software	2,89,550
INE002A01018	Reliance Industries Limited	Petroleum Products	1,59,847
INE040A01034	HDFC Bank Limited	Banks	2,44,964
INE200M01013	Varun Beverages Limited	Beverages	2,00,000
INE733E01010	NTPC Limited	Power	11,90,840
INE101A01026	Mahindra & Mahindra Limited	Automobiles	1,45,000
INE062A01020	State Bank of India	Banks	3,37,727
INE154A01025	ITC Limited	Diversified FMCG	5,23,177
INE018A01030	Larsen & Toubro Limited	Construction	90,000
INE044A01036	Sun Pharmaceutical Industries Limited	Pharmaceuticals & Biotechnology	1,73,733
INE030A01027	Hindustan Unilever Limited	Diversified FMCG	60,300
INE089A01023	Dr. Reddy's Laboratories Limited	Pharmaceuticals & Biotechnology	37,461
INE001A01036	Housing Development Finance Corporation Limited	Finance	68,969
INE180A01020	Max Financial Services Limited	Insurance	2,03,977
INE238A01034	Axis Bank Limited	Banks	2,00,000
INE237A01028	Kotak Mahindra Bank Limited	Banks	77,004
INE298A01029	Ashok Leyland Limited	Agricultural, Commercial & Construction Vehicles	9,00,000
INE059A01026	Cipla Limited	Pharmaceuticals & Biotechnology	1,20,969
INE949L01017	AU Small Finance Bank Limited	Banks	2,14,294
INE263A01024	Bharat Electronics Limited	Aerospace & Defense	12,84,609
INE058A01010	Sandoz India Limited	Pharmaceuticals & Biotechnology	21,050
INE548C01032	Emami Limited	Personal Products	2,20,618
INE726G01019	ICICI Prudential Life Insurance Company Limited	Insurance	2,03,054
INE00R01025	Dalmia Bharat Limited	Cement & Cement Products	63,181
INE010V01017	L&T Technology Services Limited	IT - Services	26,764
INE081A01020	Tata Steel Limited	Ferrous Metals	8,91,900
INE585B01010	Maruti Suzuki India Limited	Automobiles	10,000
INE647O01011	Aditya Birla Fashion and Retail Limited	Retailing	2,48,205
INE149A01033	Cholamandalam Financial Holdings Limited	Finance	1,23,283
INE669C01036	Tech Mahindra Limited	IT - Software	78,114
INE462A01022	Bayer Cropscience Limited	Fertilizers & Agrochemicals	14,570
INE860A01027	HCL Technologies Limited	IT - Software	73,480
INE886F01025	United Breweries Limited	Beverages	38,868
INE465A01025	Bharat Forge Limited	Industrial Products	82,402
INE226A01021	Voltaas Limited	Consumer Durables	50,000
INE029A01011	Bharat Petroleum Corporation Limited	Petroleum Products	1,31,893
INE129A01019	GAIL (India) Limited	Gas	3,62,904
IN9397D01014	Bharti Airtel Limited - Partly Paid up	Telecom - Services	21,650
INE075A01022	Wipro Limited	IT - Software	980
	Subtotal		
	(b) UNLISTED		
	Subtotal		
	Total		
	Listed Foreign Securities/Overseas ETFs		
US4642863926	iShares MSCI World ETF		2,41,869
	Subtotal		
	Total		
	Debt Instruments		
	(a) Listed / awaiting listing on Stock Exchange		
	Government Securities		
IN0020150093	7.59% Government of India	SOVEREIGN	25,00,000
IN0020180488	7.32% Government of India	SOVEREIGN	25,00,000
IN0020210012	5.63% Government of India	SOVEREIGN	25,00,000
IN0020200278	5.15% Government of India	SOVEREIGN	20,00,000
	Non Convertible Debentures		
INE001A07SR3	6.43% Housing Development Finance Corporation Limited **	CRISIL AAA	250
INE020B08DK6	5.94% REC Limited **	CRISIL AAA	200
INE062A08256	6.24% State Bank of India **	CRISIL AAA	50
	Subtotal		
	(b) Privately placed / Unlisted		
	Subtotal		
	(c) Securitised Debt		
	Subtotal		
	Total		
	Money Market Instruments		
	Triparty Repo/ Reverse Repo Instrument		
	Triparty Repo		
	Total		
INF204KB1716	Exchange Traded Funds Nippon India ETF Gold Bees		3,07,00,000
	Total		
	OTHERS		
	Cash Margin - Derivatives		
	Cash Margin - CCL		
	Total		
	Net Current Assets		
	GRAND TOTAL		

** Non Traded Securities/illiquid Securities
\$ Less Than 0.01% of NAV

Disclosure of Yield to Call

"With Reference to" AMFI Best Practices Guidelines Circular No. 91/ 2020 – 21 on "Valuation of AT-1 Bonds and Tier 2 Bonds" disclosure of Yield to Call as follows"

ISIN code	security_name	Yield to Call
INE062A08256	6.24% SBI NCDs/2 B5III Tier2 (M21/9/30)CALL19/9/25	7.67%

Details of Commodity Future / Index Future

Long/Short	Name of the Instrument	industry	Quantity
Long	FUTCOM_CRUDEOIL_19/10/2022	Others	21000
Long	FUTCOM_SILVER_05/12/2022	Others	1350
Long	FUTCOM_CRUDEOIL_18/11/2022	Others	4000
Long	FUTCOM_SILVER_03/03/2023	Others	450

SCHEME RISK-O-METER



Market/Fair Value (Rs. in Lacs)	% to NAV	YIELD
4,525.50	4.09%	
4,092.64	3.69%	
3,800.76	3.43%	
3,481.80	3.14%	
2,714.92	2.45%	
1,901.18	1.72%	
1,838.89	1.66%	
1,791.98	1.62%	
1,737.99	1.57%	
1,662.93	1.50%	
1,648.12	1.49%	
1,625.96	1.47%	
1,624.20	1.47%	
1,577.84	1.42%	
1,555.53	1.40%	
1,466.40	1.32%	
1,402.49	1.27%	
1,373.85	1.24%	
1,348.74	1.22%	
1,326.91	1.20%	
1,296.81	1.17%	
1,216.86	1.10%	
1,112.58	1.00%	
1,067.96	0.96%	
1,009.63	0.91%	
961.26	0.87%	
885.66	0.80%	
882.82	0.80%	
866.48	0.78%	
805.78	0.73%	
787.86	0.71%	
711.46	0.64%	
685.09	0.62%	
663.44	0.60%	
573.11	0.52%	
453.23	0.41%	
402.01	0.36%	
315.91	0.29%	
87.04	0.08%	
3.86	\$0.00%	
57,287.48	51.72%	
NIL	NIL	NIL
NIL	NIL	NIL
57,287.48	51.72%	
19,715.08	17.80%	
19,715.08	17.80%	
19,715.08	17.80%	
2,525.55	2.28%	7.23%
2,506.72	2.26%	7.09%
2,377.10	2.15%	7.23%
1,889.57	1.71%	7.16%
2,414.68	2.18%	7.75%
1,907.69	1.72%	7.54%
481.68	0.43%	6.85%
14,102.99	12.73%	
NIL	NIL	NIL
NIL	NIL	NIL
14,102.99	12.73%	
4,007.74	3.62%	
4,007.74	3.62%	
13,250.12	11.98%	
13,250.12	11.98%	
1,300.00	1.17%	
1.76	\$0.00%	
1,301.76	1.17%	
1,115.73	1.00%	
1,10,780.90	100.00%	

Market/Fair Value (Rs. in Lacs).	% to NAV.
1,373.19	1.24%
767.58	0.69%
261.20	0.24%
260.80	0.24%

BENCHMARK NAME - 50% OF S&P BSE 500 TRI, 20% OF MSCI WORLD INDEX TRI, 15% OF CRISIL SHORT TERM BOND FUND INDEX & 15% OF DOMESTIC PRICES OF GOLD
BENCHMARK RISK-O-METER



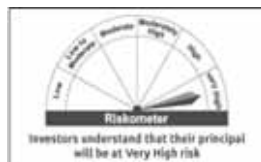
Monthly Portfolio Statement as on September 30,2022

ISIN	Name of the Instrument	Industry / Rating	Quantity	Market/Fair Value (Rs. in Lacs)	% to NAV	YIELD
	(e) Listed / awaiting listing on Stock Exchanges					
INE491A01021	Banks		3,04,694	530.47	1.47%	
INE04401011	IT - Software		67,532	445.64	1.24%	
INE736A01011	Capital Markets		35,507	442.38	1.23%	
INE120A01034	Industrial Products		46,775	419.29	1.17%	
INE436A01022	Auto Components		35,181	398.44	1.11%	
INE285A01027	Industrial Products		91,527	386.66	1.07%	
INE043D01016	Finance		5,69,576	377.91	1.05%	
INE944F01028	Beverages		34,064	355.90	0.99%	
INE269B01029	Industrial Manufacturing		2,859	353.94	0.98%	
INE590I01012	Capital Markets		15,524	351.92	0.98%	
INE910D1026	Commercial Services & Supplies		2,52,248	351.13	0.98%	
INE118H01025	Capital Markets		57,534	348.60	0.97%	
INE878B01027	Industrial Products		23,750	343.26	0.95%	
INE191H01014	Entertainment		18,953	338.97	0.94%	
INE325A01013	Industrial Products		10,223	313.06	0.87%	
INE320A01020	Auto Components		1,94,947	305.97	0.85%	
INE439A01020	Auto Components		47,493	301.65	0.84%	
INE094J01016	Capital Markets		41,521	300.09	0.83%	
INE466L01020	Finance		15,847	291.63	0.81%	
INE572A01028	Pharmaceuticals & Biotechnology		15,109	290.06	0.81%	
INE976G01028	Banks		2,52,081	290.74	0.80%	
INE138B01020	IT - Services		35,181	273.03	0.78%	
INE7910I01019	Realty		54,839	278.97	0.78%	
INE472A01039	Consumer Durables		24,953	274.65	0.76%	
INE036D01028	Banks		3,33,038	271.43	0.75%	
INE149A01033	Finance		40,689	265.81	0.74%	
INE745G01035	Capital Markets		21,680	263.98	0.73%	
INE548A01028	Telecom - Services		3,56,950	260.04	0.72%	
INE113A01013	Chemicals & Petrochemicals		38,946	249.90	0.69%	
INE530B01024	Finance		70,969	249.60	0.69%	
INE040H01021	Electrical Equipment		28,68,707	249.58	0.69%	
INE26A01031	Agricultural Food & other Products		41,457	247.81	0.69%	
INE935A01035	Pharmaceuticals & Biotechnology		6,523	245.88	0.68%	
INE7320I0113	Capital Markets		18,046	245.79	0.68%	
INE501A01019	Chemicals & Petrochemicals		27,880	245.02	0.68%	
INE483C01032	IT - Software		30,540	240.38	0.67%	
INE389H01022	Electrical Equipment		52,412	235.72	0.66%	
INE122A01027	Petroleum Products		2,05,860	231.99	0.64%	
INE017A01032	Transport Services		42,445	229.39	0.64%	
INE886Y01026	Chemicals & Petrochemicals		3,255	227.12	0.63%	
INE967H01017	Healthcare Services		14,955	226.41	0.63%	
INE522D01027	Finance		2,30,069	224.20	0.62%	
INE085A01013	Fertilizers & Agrochemicals		68,941	220.23	0.61%	
INE074A01025	Industrial Manufacturing		42,287	215.03	0.60%	
INE193E01025	Consumer Durables		18,070	217.24	0.60%	
INE269A01021	IT - Software		41,090	211.86	0.59%	
INE499A01024	Diversified		21,194	211.84	0.59%	
INE486A01021	Power		2,70,239	208.89	0.58%	
INE703B01027	Industrial Products		11,015	208.03	0.58%	
INE101D01020	Pharmaceuticals & Biotechnology		60,110	207.59	0.58%	
INE885A01032	Auto Components		42,078	206.60	0.57%	
INE410P01011	Healthcare Services		28,643	206.22	0.57%	
INE274F01020	Leisure Services		28,479	204.59	0.57%	
INE140I01020	Finance		1,72,256	204.25	0.57%	
INE002S01010	Gas		29,333	202.49	0.56%	
INE010J01012	Telecom - Equipment & Accessories		29,653	199.85	0.56%	
INE087H01022	Agricultural Food & other Products		3,34,486	198.35	0.55%	
INE054A01027	Consumer Durables		29,467	196.12	0.55%	
INE030K01018	Pharmaceuticals & Biotechnology		43,248	195.03	0.54%	
INE51P01012	Commercial Services & Supplies		30,188	194.79	0.54%	
INE306R01017	IT - Software		36,811	190.46	0.53%	
INE836A01035	IT - Software		67,055	189.40	0.53%	
INE055A01016	Paper, Forest & Jute Products		22,771	184.60	0.51%	
INE9510I027	Consumer Durables		73,338	178.10	0.50%	
INE119A01028	Agricultural Food & other Products		50,283	174.76	0.49%	
INE118D01016	Cement & Cement Products		42,474	174.61	0.49%	
INE477A01020	Finance		36,194	173.66	0.48%	
INE741K01010	Finance		17,238	171.36	0.48%	
INE171Z01018	Aerospace & Defense		19,461	170.24	0.47%	
INE690A01028	Consumer Durables		17,662	169.41	0.47%	
INE183A01024	Industrial Products		1,23,859	169.75	0.47%	
INE371P01015	Consumer Durables		7,155	169.12	0.47%	
INE112L01020	Healthcare Services		10,873	169.00	0.47%	
INE08Y001018	Chemicals & Petrochemicals		32,472	167.39	0.47%	
INE206C01021	Healthcare Equipment & Supplies		19,147	165.66	0.46%	
INE348B01021	Consumer Durables		25,478	162.00	0.45%	
INE541A01023	Industrial Manufacturing		9,381	161.72	0.45%	
INE916U01025	Consumer Durables		5,594	160.69	0.45%	
INE230A01023	Leisure Services		84,994	159.19	0.44%	
INE786A01032	Cement & Cement Products		26,988	157.91	0.44%	
INE089I01010	Realty		2,02,454	157.41	0.44%	
INE07701011	Electrical Equipment		4,500	157.03	0.44%	
INE421D01022	Agricultural Food & other Products		30,510	153.31	0.43%	
INE825A01020	Textiles & Apparel		45,429	153.28	0.43%	
INE235A01022	Industrial Products		32,478	152.48	0.42%	
INE813A01018	Realty		32,163	151.81	0.42%	
INE12A01033	Leisure Services		76,105	150.99	0.42%	
INE208C01025	Gas		55,159	149.54	0.42%	
INE531E01026	Non - Ferrous Metals		1,39,643	149.35	0.42%	
INE868B01028	Construction		2,07,995	149.24	0.41%	
INE383A01012	Cement & Cement Products		55,149	148.41	0.41%	
INE985S01024	Commercial Services & Supplies		4,938	148.31	0.41%	
INE301A01014	Textiles & Apparel		14,420	148.02	0.41%	
INE373A01013	Chemicals & Petrochemicals		4,964	147.96	0.41%	
INE191B01025	Industrial Products		55,535	147.22	0.41%	
INE450U01017	Telecom - Services		10,564	144.43	0.40%	
INE482A01020	Auto Components		9,105	143.28	0.40%	
INE425B01027	IT - Services		4,19,957	141.74	0.39%	
INE312A01016	Entertainment		27,339	140.79	0.39%	
INE050E01027	Chemicals & Petrochemicals		4,404	139.50	0.39%	
INE199A01012	Pharmaceuticals & Biotechnology		3,384	138.98	0.39%	
INE276A01018	Textiles & Apparel		4,028	138.67	0.39%	
INE738I01010	Commercial Services & Supplies		9,698	138.17	0.38%	
INE738E01017	Consumer Durables		2,541	138.10	0.38%	
INE743M01012	Industrial Products		20,514	137.43	0.38%	
INE180C01026	Finance		18,661	136.93	0.38%	
INE806T01012	Leisure Services		9,176	136.61	0.38%	
INE684F01012	IT - Services		1,30,252	136.50	0.38%	
INE537F01054	Finance		2,20,306	135.16	0.38%	
INE672A01018	Finance		1,582	133.60	0.36%	
INE142Z01019	Consumer Durables		48,787	133.14	0.37%	
INE780C01023	Finance		1,74,369	131.21	0.36%	
INE634I01029	Construction		57,334	131.15	0.36%	
INE60K01018	Chemicals & Petrochemicals		4,987	131.03	0.36%	
INE658S01025	Chemicals & Petrochemicals		70,988	130.76	0.36%	
INE633B01018	Industrial Products		6,533	129.42	0.36%	
INE418H01029	Transport Services		31,306	128.98	0.36%	
INE821Q1014	Construction		61,557	128.59	0.36%	
INE089C01029	Telecom - Services		77,795	128.21	0.36%	
INE228B01022	Construction		30,358	127.92	0.36%	
INE665J01013	Retailing		4,534	127.41	0.35%	
INE195J01029	Construction		47,941	127.12	0.35%	
INE488A01050	Chemicals & Petrochemicals		30,219	126.68	0.35%	
INE026A01025	Fertilizers & Agrochemicals		96,468	126.28	0.35%	
INE077201019	Leisure Services		96,376	124.81	0.35%	
INE914M01019	Healthcare Services		48,795	123.16	0.34%	
INE66D01022	Industrial Products		21,052	122.59	0.34%	
INE789E01012	Paper, Forest & Jute Products		32,377	122.55	0.34%	
INE498B01024	Retailing		15,822	118.37	0.33%	
INE163A01018	Chemicals & Petrochemicals		46,707	118.15	0.33%	
INE979A01025	Entertainment		32,756	117.92	0.33%	
INE317I01021	Consumer Durables		116,287	116.22	0.32%	
INE340A01012	Cement & Cement Products		12,101	115.59	0.32%	
INE700A01033	Pharmaceuticals & Biotechnology		33,149	111.36	0.31%	
INE161A01038	Other Consumer Services		35,403	111.29	0.31%	
INE399C01030	Auto Components		32,327	110.48	0.31%	
INE601B01028	Agricultural Food & other Products		29,983	110.24	0.31%	
INE886H01027	Entertainment		2,91,250	110.09	0.31%	
INE64I01014	Aerospace & Defense		6,924	109.66	0.30%	
INE338I01027	Capital Markets		15,049	109.26	0.30%	
INE68F01031	Household Products		57,706	108.75	0.30%	
INE759A01021	IT - Software		6,151	106.76	0.30%	
INE768C01010	Food Products		6,486	105.32	0.29%	
INE08ZM01014	Consumer Durables		24,479	104.24	0.29%	
INE852O01025	Finance		33,841	104.29	0.29%	
INE520A01027	IT - Software		49,032	103.78	0.29%	
INE279Y01022	Consumer Durables		18,113	103.52	0.29%	
INE371A01025	Industrial Products		23,043	103.42	0.29%	
INE570O01020	Chemicals & Petrochemicals		30,407	103.32	0.29%	
INE152M01016	Electrical Equipment		43,941	103.22	0.29%	
INE077C01011	IT - Software		28,091	100.37	0.28%	
INE26D01016	Automobiles		17,082	100.23	0.28%	
INE517F01014	Transport Infrastructure		1,14,983	99.21	0.28%	
INE586V01016	Transport Services		5,402	99.80	0.28%	

INE0BJ01011	Go Fashion (India) Limited	Retailing	7,570	99.78	0.28%
INE671H01015	Sobha Limited	Realty	15,308	98.85	0.27%
INE572E01012	PNB Housing Finance Limited	Finance	25,065	98.34	0.27%
INE038B01030	Gujarat Ambuja Exports Limited	Agricultural Food & other Products	35,065	98.25	0.27%
INE536H01010	Mahindra CIE Automotive Limited	Auto Components	35,443	97.77	0.27%
INE481N01025	Home First Finance Company India Limited	Finance	11,178	97.65	0.27%
INE602A01031	PCBL Limited	Chemicals & Petrochemicals	75,349	96.79	0.27%
INE039C01032	Jamma Auto Industries Limited	Auto Components	84,652	96.33	0.27%
INE516A01017	Uflex Limited	Industrial Products	13,188	96.21	0.27%
INE270A01029	Alok Industries Limited	Textiles & Apparels	5,27,211	95.16	0.26%
INE689W01016	Prince Pipes And Fittings Limited	Industrial Products	5,79,794	95.03	0.26%
INE255A01020	EPL Limited	Industrial Products	53,673	94.60	0.26%
INE008A01015	IDBI Bank Limited	Banks	2,28,339	94.19	0.26%
INE320J01015	RITES Limited	Construction	28,577	93.29	0.26%
INE192B01031	Welspun India Limited	Textiles & Apparels	1,25,895	92.72	0.26%
INE43W01024	Vijaya Diagnostic Centre Limited	Healthcare Services	19,507	89.97	0.25%
INE095N01031	NCC (India) Limited	Construction	2,90,510	89.33	0.25%
INE613A01020	Rallis India Limited	Fertilizers & Agrochemicals	41,298	86.85	0.24%
INE070O01018	Easy Trip Planners Limited	Leisure Services	23,072	86.79	0.24%
INE427F01016	Chalet Hotels Limited	Leisure Services	24,382	86.15	0.24%
INE695D01034	Suntek Realty Limited	Realty	20,526	86.07	0.24%
INE483S01020	Infobase Avenue Limited	Financial Technology (FINTECH)	5,79,794	85.23	0.24%
INE804L01022	MedPlus Health Services Limited	Retailing	13,681	84.54	0.23%
INE418L01021	Nazara Technologies Limited	Entertainment	12,847	83.94	0.23%
INE256C01024	Triveni Engineering & Industries Limited	Agricultural Food & other Products	32,857	83.52	0.23%
INE888A01022	Transport Corporation of India Limited	Transport Services	10,865	83.30	0.23%
INE203A01020	AstraZeneca Pharma India Limited	Pharmaceuticals & Biotechnology	2,655	82.61	0.23%
INE109A01011	Shipping Corporation Of India Limited	Transport Services	71,221	81.09	0.23%
INE220G01021	Jindal Stainless Limited	Ferrous Metals	64,725	81.07	0.23%
INE659A01023	Sudarshan Chemical Industries Limited	Chemicals & Petrochemicals	18,817	78.78	0.22%
INE884A01027	Vaibhav Global Limited	Retailing	22,384	78.71	0.22%
INE871C01038	Avanti Feeds Limited	Food Products	16,781	78.59	0.22%
INE545A01016	HEG Limited	Industrial Products	7,377	78.03	0.22%
INE679A01013	CSB Bank Limited	Banks	34,631	77.11	0.21%
INE493A01027	Tata Coffee Limited	Agricultural Food & other Products	34,110	76.70	0.21%
INE998H01010	Mahindra Holidays & Resorts India Limited	Leisure Services	27,319	76.44	0.21%
INE510A01028	Engineers India Limited	Construction	1,16,969	74.68	0.21%
INE475E01026	Caplin Point Laboratories Limited	Pharmaceuticals & Biotechnology	9,980	74.29	0.21%
INE170I01016	Hinduja Global Solutions Limited	Commercial Services & Supplies	5,858	74.05	0.21%
INE274G01010	Dhari Services Limited	Finance	1,53,163	73.52	0.20%
INE285J01028	SIS Limited	Commercial Services & Supplies	17,502	72.89	0.20%
INE404A01024	Aditya Birla Sun Life AMC Limited	Capital Markets	15,902	72.35	0.20%
INE050A01025	Bombay Burmah Trading Corporation Limited	Food Products	7,705	70.59	0.20%
INE204S01020	Rossari Biotech Limited	Chemicals & Petrochemicals	7,259	70.41	0.20%
INE010A01011	Prism Johnson Limited	Cement & Cement Products	53,447	70.36	0.20%
INE870H01013	Network18 Media & Investments Limited	Entertainment	1,06,719	68.94	0.19%
INE186A01019	Gujarat Alkalies and Chemicals Limited	Chemicals & Petrochemicals	8,110	68.83	0.19%
INE834M01019	RattanIndia Enterprises Limited	Commercial Services & Supplies	1,46,770	68.76	0.19%
INE232I01014	Sun Pharma Advanced Research Company Limited	Pharmaceuticals & Biotechnology	31,175	68.63	0.19%
INE260B01028	Godfrey Phillips India Limited	Cigarettes & Tobacco Products	5,982	68.44	0.19%
INE002L01015	SJVN Limited	Power	2,16,979	67.37	0.19%
INE850D01014	Godrej Agrovet Limited	Food Products	13,058	67.08	0.19%
INE0BV301023	C.E. Info Systems Limited	IT - Software	4,786	66.97	0.19%
INE769P01016	Mahindra Logistics Limited	Transport Services	12,856	66.73	0.19%
INE069P01018	Equitas Small Finance Bank Limited	Banks	1,32,104	66.55	0.18%
INE704P01017	Cochin Shipyard Limited	Industrial Manufacturing	15,084	66.52	0.18%
INE767A01016	Aarti Drugs Limited	Pharmaceuticals & Biotechnology	14,159	66.37	0.18%
INE225D01027	Symphony Limited	Consumer Durables	7,428	65.79	0.18%
INE415C01027	Rail Vikas Nigam Limited	Construction	1,94,822	65.66	0.18%
INE589A01014	NLC India Limited	Power	94,230	64.12	0.18%
INE249Z01012	Mazagon Dock Shipbuilders Limited	Industrial Manufacturing	12,849	63.40	0.18%
INE790G01031	Shilpa Medicare Limited	Pharmaceuticals & Biotechnology	16,221	62.77	0.17%
INE201P01022	G R InfraProjects Limited	Construction	4,928	60.38	0.17%
INE665A01038	Swan Energy Limited	Textiles & Apparels	26,902	60.13	0.17%
INE150G01020	Lux Industries Limited	Textiles & Apparels	3,321	58.24	0.16%
INE258B01022	FDC Limited	Pharmaceuticals & Biotechnology	21,844	57.85	0.16%
INE461D01010	HLE Glascoat Limited	Industrial Manufacturing	1,624	56.27	0.16%
INE565A01014	Indian Overseas Bank	Banks	3,21,131	56.20	0.16%
INE027A01015	Rashtriya Chemicals and Fertilizers Limited	Fertilizers & Agrochemicals	58,578	55.06	0.15%
INE309R01014	Kalyan Jewellers India Limited	Consumer Durables	56,873	54.77	0.15%
INE475B01022	Kilish Limited	Pharmaceuticals & Biotechnology	16,234	54.54	0.15%
INE031A01017	Housing & Urban Development Corporation Limited	Finance	1,53,045	53.95	0.15%
INE665L01035	Varco Engineering Limited	Auto Components	16,223	53.42	0.15%
INE873D01024	Indoco Remedies Limited	Pharmaceuticals & Biotechnology	16,047	52.62	0.15%
INE00M201021	Sterling And Wilson Renewable Energy Limited	Construction	16,919	52.40	0.15%
INE483A01010	Central Bank of India	Banks	2,56,089	51.88	0.14%
INE091Q01012	Indigo Paints Limited	Consumer Durables	3,435	51.50	0.14%
INE049B01025	Wockhardt Limited	Pharmaceuticals & Biotechnology	20,803	50.76	0.14%
INE778U01029	TCNS Clothing Co. Limited	Textiles & Apparels	8,638	50.53	0.14%
INE838B01013	Bharat Rasayan Limited	Fertilizers & Agrochemicals	441	50.40	0.14%
INE103A01014	Mangalore Refinery and Petrochemicals Limited	Petroleum Products	81,880	48.80	0.14%
INE390P01018	Arupam Rasayan India Limited	Chemicals & Petrochemicals	6,389	47.39	0.13%
INE599M01018	Just Dial Limited	Retailing	8,235	46.85	0.13%
INE457A01014	Bank of Maharashtra	Banks	2,57,273	45.79	0.13%
INE594H01019	Thyrocare Technologies Limited	Healthcare Services	6,516	45.63	0.13%
INE490G01020	MOIL Limited	Minerals & Mining	30,249	45.21	0.13%
INE0BWU01014	Aether Industries Limited	Chemicals & Petrochemicals	4,758	43.44	0.12%
INE959A01019	Privi Speciality Chemicals Limited	Chemicals & Petrochemicals	2,986	43.25	0.12%
INE221J01015	Sharda Cropchem Limited	Fertilizers & Agrochemicals	9,580	42.44	0.12%
INE248A01017	ITI Limited	Telecom - Equipment & Accessories	40,002	42.18	0.12%
INE917M01012	Dilip Buildcon Limited	Construction	18,630	41.14	0.11%
INE559A01017	IFB Industries Limited	Consumer Durables	4,302	39.36	0.11%
INE910G01011	Shyam Metals and Energy Limited	Ferrous Metals	13,001	37.22	0.10%
INE927D01044	IBM Auto Limited	Auto Components	8,036	30.67	0.09%
INE188A01015	Fertilizers and Chemicals Travancore Limited	Fertilizers & Agrochemicals	27,483	29.92	0.08%
INE123F01029	MMTC Limited	Commercial Services & Supplies	63,708	21.95	0.06%
	Subtotal			35,957.48	99.96%
	(b) UNLISTED			NIL	NIL
	Subtotal			NIL	NIL
	Total			35,957.48	99.96%
	Money Market Instruments				
	Triparty Repo/ Reverse Repo Instrument				
	Triparty Repo			258.68	0.72%
	Total			258.68	0.72%
	OTHERS				
	Cash Margin - CCIL			1.58	\$0.00%
	Total			1.58	0.00%
	Net Current Assets			(242.19)	-0.68%
	GRAND TOTAL			35,975.55	100.00%

\$ Less Than 0.01% of NAV

SCHEME RISK-O-METER



BENCHMARK NAME - NIFTY SMALLCAP 250 TRI BENCHMARK RISK-O-METER



Monthly Portfolio Statement as on September 30,2022

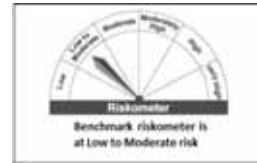
ISIN	Name of the Instrument	Industry / Rating	Quantity	Market/Fair Value (Rs. in Lacs)	% to NAV	YIELD
	Debt Instruments					
	(a) Listed / awaiting listing on Stock Exchange					
	Government Securities					
IN2220200173	5.68% State Government Securities	SOVEREIGN	1,35,00,000	13,097.63	6.92%	7.33%
IN3120140063	8.96% State Government Securities	SOVEREIGN	1,20,00,000	12,309.90	6.50%	7.37%
IN1020200284	5.41% State Government Securities	SOVEREIGN	1,24,72,600	12,065.36	6.37%	7.31%
IN1920140010	9.14% State Government Securities	SOVEREIGN	95,88,000	9,846.28	5.20%	7.36%
IN3120140055	8.83% State Government Securities	SOVEREIGN	59,00,000	6,037.06	3.19%	7.34%
IN3420140060	9.1% State Government Securities	SOVEREIGN	41,09,000	4,229.13	2.23%	7.42%
IN2220140106	9.01% State Government Securities	SOVEREIGN	35,30,600	3,632.67	1.92%	7.38%
IN1920140044	9.04% State Government Securities	SOVEREIGN	33,00,000	3,397.23	1.79%	7.38%
IN2920200093	5.47% State Government Securities	SOVEREIGN	25,70,000	2,496.54	1.32%	7.31%
IN1020200375	5.75% State Government Securities	SOVEREIGN	25,00,000	2,423.73	1.28%	7.31%
IN2220200140	5.6% State Government Securities	SOVEREIGN	25,00,000	2,424.09	1.28%	7.31%
IN2220140098	8.98% State Government Securities	SOVEREIGN	20,00,000	2,056.22	1.09%	7.37%
IN2920140042	9.11% State Government Securities	SOVEREIGN	20,00,000	2,052.63	1.08%	7.38%
IN1520140022	9.94% State Government Securities	SOVEREIGN	17,72,800	1,823.33	0.96%	7.37%
IN2120140057	8.95% State Government Securities	SOVEREIGN	17,57,300	1,806.38	0.95%	7.41%
IN3420140078	8.99% State Government Securities	SOVEREIGN	16,29,000	1,675.74	0.89%	7.40%
IN1920140028	9.01% State Government Securities	SOVEREIGN	15,79,600	1,620.99	0.86%	7.36%
IN3120140048	9.11% State Government Securities	SOVEREIGN	15,00,000	1,540.02	0.81%	7.36%
IN2020200068	5.65% State Government Securities	SOVEREIGN	15,00,000	1,482.09	0.77%	7.33%
IN3420140052	8.98% State Government Securities	SOVEREIGN	11,10,000	1,138.93	0.60%	7.40%
IN2220140064	8.96% State Government Securities	SOVEREIGN	10,70,900	1,098.68	0.58%	7.37%
IN2820140035	8.84% State Government Securities	SOVEREIGN	10,00,000	1,023.01	0.54%	7.36%
IN0020160050	6.84% Government of India	SOVEREIGN	10,00,000	1,001.41	0.53%	6.07%
IN2220140015	9.38% State Government Securities	SOVEREIGN	5,00,000	514.60	0.27%	7.36%
IN1020140050	8.96% State Government Securities	SOVEREIGN	5,00,000	514.20	0.27%	7.39%
IN1920140036	8.97% State Government Securities	SOVEREIGN	5,00,000	515.29	0.27%	7.36%
IN2220140049	8.83% State Government Securities	SOVEREIGN	5,00,000	511.62	0.27%	7.34%
IN2920190203	6.88% State Government Securities	SOVEREIGN	5,00,000	495.67	0.26%	7.36%
IN1020200326	5.52% State Government Securities	SOVEREIGN	5,00,000	484.21	0.26%	7.31%
IN2020140033	9.19% State Government Securities	SOVEREIGN	3,39,600	348.94	0.18%	7.38%
IN2020140058	8.97% State Government Securities	SOVEREIGN	3,32,400	341.16	0.18%	7.38%
IN2220140090	9.02% State Government Securities	SOVEREIGN	2,55,000	262.13	0.14%	7.38%
IN2120140016	9.11% State Government Securities	SOVEREIGN	2,00,000	205.18	0.11%	7.41%
IN1020140035	9.18% State Government Securities	SOVEREIGN	1,90,000	195.26	0.10%	7.37%
	Non Convertible Debentures					
INE094A08036	7% Hindustan Petroleum Corporation Limited **	CRISIL AAA	1,150	11,431.71	6.04%	7.34%
NE733E07100	8.17% NTPC Limited **	CRISIL AAA	1,100	11,375.94	6.01%	7.25%
INE020B07025	9.34% REC Limited **	CRISIL AAA	733	7,571.11	4.00%	7.40%
INE281F08B1	7.69% National Bank For Agriculture and Rural Development **	CRISIL AAA	750	7,535.04	3.98%	7.34%
INE281F08D02	5.27% National Bank For Agriculture and Rural Development **	ICRA AAA	758	7,350.81	3.88%	7.34%
INE752E07L00	9.3% Power Grid Corporation of India Limited **	CRISIL AAA	640	6,625.10	3.50%	7.27%
INE020B08V7	8.1% REC Limited **	CRISIL AAA	632	6,388.97	3.37%	7.37%
INE020B08D1	8.74% REC Limited **	CRISIL AAA	600	6,844.95	3.09%	7.37%
INE134E08KD9	8.1% Power Finance Corporation Limited **	CRISIL AAA	455	4,598.06	2.43%	7.37%
INE053F07BB3	8.25% Indian Railway Finance Corporation Limited **	CRISIL AAA	378	3,831.67	2.02%	7.24%
INE134E08G00	9.39% Power Finance Corporation Limited **	CRISIL AAA	345	3,567.84	1.88%	7.39%
INE134E08D07	9.37% Power Finance Corporation Limited **	CRISIL AAA	295	3,047.26	1.61%	7.41%
NE281F08C02	5.53% National Bank For Agriculture and Rural Development **	ICRA AAA	264	2,578.87	1.36%	7.30%
NE752E08S89	7.34% Power Grid Corporation of India Limited **	CRISIL AAA	250	2,501.97	1.32%	7.27%
INE281F08C09	5.14% National Bank For Agriculture and Rural Development **	ICRA AAA	174	1,693.10	0.89%	7.30%
INE848E07997	7.52% NHPC Limited **	CARE AAA	150	1,505.92	0.80%	7.23%
INE752E07J18	9.35% Power Grid Corporation of India Limited **	CRISIL AAA	100	1,035.71	0.55%	7.27%
INE514E08P11	9.65% Export Import Bank of India **	CRISIL AAA	100	1,031.58	0.54%	7.30%
INE514E08D55	9.25% Export Import Bank of India **	CRISIL AAA	50	514.36	0.27%	7.30%
INE094A08028	8% Hindustan Petroleum Corporation Limited **	CRISIL AAA	50	504.80	0.27%	7.28%
NE733E08213	5.78% NTPC Limited **	CRISIL AAA	50	489.35	0.26%	7.23%
NE752E07HM7	8.64% Power Grid Corporation of India Limited **	CRISIL AAA	20	255.38	0.13%	7.27%
	Subtotal			1,85,931.64	98.17%	
	(b) Privately placed / Unlisted			NIL	NIL	NIL
	Subtotal			NIL	NIL	NIL
	(c) Securitised Debt					
	Subtotal			NIL	NIL	
	Total			1,85,931.64	98.17%	
	Money Market Instruments					
	Triparty Repo/ Reverse Repo Instrument					
	Triparty Repo			426.97	0.23%	
	Total			426.97	0.23%	
	OTHERS					
	Cash Margin - CCL			1.33	0.00%	
	Total			2,947.82	1.60%	
	Net Current Assets			1,89,307.76	100.00%	
	GRAND TOTAL			1,89,307.76	100.00%	

** Non Traded Securities/ Illiquid Securities
\$ Less Than 0.01% of NAV

SCHEME RISK-O-METER



BENCHMARK NAME - NIFTY CPSE BOND PLUS SDL SEP 2024 50:50 INDEX
BENCHMARK RISK-O-METER



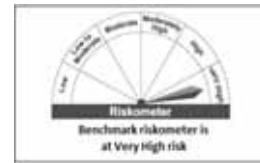
Monthly Portfolio Statement as on September 30,2022

ISIN	Name of the Instrument	Industry / Rating	Quantity	Market/Fair Value (Rs. in Lacs)	% to NAV	YIELD
	Money Market Instruments					
	Triparty Repo/ Reverse Repo Instrument			231.17	1.21%	
	Triparty Repo					
	Total			231.17	1.21%	
	Exchange Traded Funds					
INF204K014N5	Nippon India ETF Nifty 100		76,77,048	13,909.28	72.88%	
INF204KB1V68	Nippon India ETF Nifty Midcap 150		28,70,135	3,416.03	17.90%	
	Mutual Fund Units					
INF204KB15W0	Nippon India Nifty Smallcap 250 Ind FundDI Pl-GrOp		85,28,473.976	1,563.67	8.19%	
	Total			18,888.98	98.97%	
	OTHERS					
	Cash Margin - CCIL			1.31	0.01%	
	Total			1.31	0.01%	
	Net Current Assets			(35.26)	-0.19%	
	GRAND TOTAL			19,086.20	100.00%	

SCHEME RISK-O-METER



**BENCHMARK NAME - NIFTY 500 TRI
BENCHMARK RISK-O-METER**



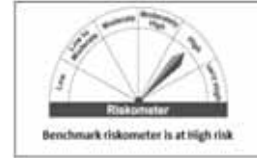
Monthly Portfolio Statement as on September 30,2022

ISIN	Name of the Instrument	Industry / Rating	Quantity	Market/Fair Value (Rs. in Lacs)	% to NAV	YIELD
	Money Market Instruments					
	Triparty Repo/ Reverse Repo Instrument					
	Triparty Repo			151.89	1.43%	
	Total			151.89	1.43%	
	Exchange Traded Funds					
INF204KB1715	Nippon India ETF Gold Bees		38,90,000	1,678.92	15.83%	
	Mutual Fund Units					
INF204K01B32	Nippon India Short Term Fund DP Growth Plan Growth		63,16,834.535	2,903.74	27.38%	
INF204K01K15	Nippon India Small Cap Fund - Direct Plan Gr Pl		18,33,885.308	1,819.87	17.16%	
INF204K01X13	Nippon India Large Cap Fund-Direct Growth Plan		30,76,520.540	1,762.71	16.62%	
INF204K01XP8	Nippon India Gilt Sec Fund Dir Pl Growth Pl Gr Op		33,62,744.026	1,153.43	10.88%	
INF204K01E54	Nippon India Growth Fund-Dir Pln Growth Pl Gr Opt		46,848.603	1,072.66	10.11%	
	Total			10,591.33	97.98%	
	OTHERS					
	Cash Margin - CCL			0.87	0.01%	
	Total			0.87	0.01%	
	Net Current Assets			60.87	0.58%	
	GRAND TOTAL			10,604.96	100.00%	

SCHEME RISK-O-METER



BENCHMARK NAME - CRISIL HYBRID 50+50 - MODERATE INDEX
BENCHMARK RISK-O-METER



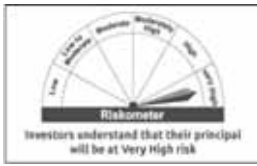
Monthly Portfolio Statement as on September 30,2022

ISIN	Name of the Instrument	Industry / Rating	Quantity	Market/Fair Value (Rs. in Lacs)	% to NAV	YIELD
	Equity & Equity related					
	(a) Listed / awaiting listing on Stock Exchanges					
INE849A020	Trent Limited	Retailing	64,833	920.63	1.84%	
INE761H0222	Page Industries Limited	Textiles & Apparel	1,744	883.62	1.77%	
INE670A0102	Tata Elxsi Limited	IT - Software	10,096	863.86	1.73%	
INE949L0107	AJ Small Finance Bank Limited	Banks	1,36,788	846.99	1.70%	
INE353A0229	The Indian Hotels Company Limited	Luxury Services	2,54,936	845.62	1.69%	
INE974X010	Tube Investments of India Limited	Auto Components	30,173	828.05	1.66%	
INE299U0108	Crompton Greaves Consumer Electricals Limited	Consumer Durables	1,73,000	712.59	1.43%	
INE200M0103	Varun Beverages Limited	Beverages	67,693	706.85	1.42%	
INE494B01023	JVS Motor Company Limited	Automobiles	67,390	695.63	1.39%	
INE797F020	Tubular Footworks Limited	Luxury Services	1,10,790	689.89	1.38%	
INE17A02029	The Federal Bank Limited	Banks	5,80,349	689.18	1.38%	
INE258A02028	Zee Entertainment Enterprises Limited	Entertainment	2,66,936	689.10	1.38%	
INE721A01013	Shriram Transport Finance Company Limited	Finance	55,601	665.85	1.33%	
INE208A02029	Ashok Leyland Limited	Agricultural, Commercial & Construction Vehicles	4,16,401	635.64	1.27%	
INE226A02021	Volta Limited	Consumer Durables	67,051	607.78	1.22%	
INE947Q02028	Laureus Labs Limited	Pharmaceuticals & Biotechnology	1,13,558	562.55	1.17%	
INE258G01035	Yes Bank Limited	Banks	36,99,106	578.91	1.16%	
INE006O1046	Astral Limited	Industrial Products	25,593	571.35	1.14%	
INE11A02025	Container Corporation of India Limited	Transport Services	79,372	564.85	1.13%	
INE027H01010	Max Healthcare Institute Limited	Healthcare Services	1,37,547	561.05	1.12%	
INE456A02025	Bharat Forge Limited	Industrial Products	74,130	515.57	1.03%	
INE032A01019	Tata Chemicals Limited	Chemicals & Petrochemicals	45,724	505.14	1.01%	
INE749A02030	Jindal Steel & Power Limited	Ferrous Metals	1,15,168	493.61	0.99%	
INE883A01011	MRF Limited	Auto Components	602	491.56	0.98%	
INE180A02020	Max Financial Services Limited	Insurance	62,941	479.99	0.96%	
INE326A02037	Lupin Limited	Pharmaceuticals & Biotechnology	69,759	474.26	0.95%	
INE11A02022	ABB India Limited	Electrical Equipment	15,336	473.64	0.95%	
INE262H01013	Persistent Systems Limited	IT - Software	14,602	473.28	0.95%	
INE298A02020	Cummins India Limited	Industrial Products	39,320	470.21	0.94%	
INE935N02020	Dixon Technologies (India) Limited	Consumer Durables	10,651	465.62	0.93%	
INE540L01014	Aikem Laboratories Limited	Pharmaceuticals & Biotechnology	14,191	465.07	0.93%	
INE406G02026	Navin Fluorine International Limited	Chemicals & Petrochemicals	10,039	450.84	0.90%	
INE027O02019	IDFC First Bank Limited	Banks	9,007,466	430.82	0.87%	
INE476A01014	Canara Bank	Banks	1,94,312	444.49	0.89%	
INE660A01013	Sundaram Finance Limited	Finance	19,620	443.80	0.89%	
INE787D02026	Balkrishna Industries Limited	Auto Components	23,504	442.73	0.89%	
INE702C02027	APL Apollo Tubes Limited	Industrial Products	42,023	436.22	0.87%	
INE288O02029	Degussa Limited	Chemicals & Petrochemicals	21,321	434.10	0.87%	
INE347G01014	Petronet LNG Limited	Gas	2,17,115	434.01	0.87%	
INE067A02029	CG Power and Industrial Solutions Limited	Electrical Equipment	1,81,248	427.20	0.86%	
INE093N01011	Gujarat Fluorochemicals Limited	Chemicals & Petrochemicals	10,812	426.57	0.85%	
INE100A01010	Abul Limited	Chemicals & Petrochemicals	4,699	424.03	0.85%	
INE466A02037	Aurobindo Pharma Limited	Pharmaceuticals & Biotechnology	81,418	415.73	0.83%	
INE484J02027	Godrej Properties Limited	Realty	33,801	403.55	0.81%	
INE203G02027	Indraprastha Gas Limited	Gas	1,01,321	402.04	0.80%	
INE195A02028	Supreme Industries Limited	Industrial Products	18,754	400.10	0.80%	
INE094A01015	Hindustan Petroleum Corporation Limited	Petroleum Products	1,84,793	399.71	0.80%	
INE067F01013	Fortis Healthcare Limited	Healthcare Services	1,50,800	398.41	0.80%	
INE151A02013	Tata Communications Limited	Telecom - Services	33,827	389.28	0.78%	
INE211B01039	The Phoenix Mills Limited	Realty	27,397	383.31	0.77%	
INE00R701025	Dalmia Bharat Limited	Cement & Cement Products	23,879	381.59	0.76%	
INE513A02022	Schaeffler India Limited	Auto Components	11,764	377.90	0.76%	
INE571A02038	IPCA Laboratories Limited	Pharmaceuticals & Biotechnology	39,660	362.89	0.73%	
INE154D02026	LIC Housing Finance Limited	Finance	67,580	362.45	0.73%	
INE121E02018	JSW Energy Limited	Power	28,981	357.36	0.72%	
INE591G01017	Coforge Limited	IT - Software	10,585	355.86	0.71%	
INE686F02025	United Breweries Limited	Beverages	20,666	352.75	0.71%	
INE134E01011	Power Finance Corporation Limited	Finance	3,36,279	351.75	0.70%	
INE169A02031	Coromandel International Limited	Fertilizers & Agrochemicals	34,875	346.73	0.69%	
INE547Q01011	Aditya Birla Fashion and Retail Limited	Retailing	97,795	341.40	0.68%	
INE699H02024	Adani Wilmar Limited	Agricultural Food & other Products	45,149	341.10	0.68%	
INE178A02028	Bata India Limited	Consumer Durables	18,604	338.87	0.68%	
INE020B01018	REC Limited	Finance	3,58,274	336.78	0.67%	
INE456K01017	Polycab India Limited	Industrial Products	12,563	321.71	0.64%	
INE144A01011	Steel Authority of India Limited	Ferrous Metals	4,16,507	321.20	0.64%	
INE77A02024	M&M Hindra Financial Services Limited	Finance	1,71,682	318.04	0.64%	
INE823G01014	JK Cement Limited	Cement & Cement Products	12,079	317.15	0.64%	
INE640A02023	SKF India Limited	Industrial Products	6,726	317.01	0.63%	
INE160A02022	Punjab National Bank	Banks	8,60,638	314.56	0.63%	
INE022X02020	Indian Energy Exchange Limited	Capital Markets	2,21,130	314.12	0.63%	
INE0901010	Chennai Realty Limited	Realty	33,683	309.14	0.62%	
INE40E02023	JNO Minda Limited	Auto Components	54,620	305.38	0.61%	
INE0FS801015	Moherson Sumi Wiring India Limited	Auto Components	3,47,389	303.97	0.61%	
INE548C01032	Emami Limited	Personal Products	58,745	296.25	0.59%	
INE358A01014	Abbott India Limited	Pharmaceuticals & Biotechnology	1,538	294.36	0.59%	
INE212H02026	AJA Engineering Limited	Industrial Products	11,468	287.76	0.58%	
INE217B01036	Kajaria Ceramics Limited	Consumer Durables	70,250	287.74	0.58%	
INE216P02012	Aavas Financiers Limited	Finance	12,811	287.18	0.58%	
INE010V01017	L&T Technology Services Limited	IT - Services	7,946	285.39	0.57%	
INE010B02027	Zybus Limited	Pharmaceuticals & Biotechnology	73,255	283.42	0.57%	
INE384E01016	NHPC Limited	Power	7,85,135	280.29	0.56%	
INE331A02037	The Ramco Cement Limited	Cement & Cement Products	37,938	278.70	0.56%	
INE536A02023	Grindwell Norton Limited	Industrial Products	13,462	277.88	0.56%	
INE343H02029	Solar Industries India Limited	Chemicals & Petrochemicals	7,073	277.04	0.56%	
INE387A02021	Sundram Fasteners Limited	Auto Components	30,415	276.47	0.55%	
INE619A02035	Patanjali Foods Limited	Agricultural Food & other Products	19,911	273.97	0.55%	
INE511C02022	Poonawalla Precip Limited	Finance	86,382	264.16	0.53%	
INE073K01018	Sona BLW Precip Forgings Limited	Auto Components	55,824	258.88	0.52%	
INE671A01010	Honeywell Automation India Limited	Industrial Manufacturing	640	256.03	0.51%	
INE776C01039	GMR Infrastructure Limited	Transport Infrastructure	7,16,405	254.68	0.51%	
INE844C01030	Gujarat Gas Limited	Gas	49,820	250.72	0.50%	
INE152A02029	Thermax Limited	Electrical Equipment	11,383	246.95	0.49%	
INE50L01024	Dr. Lal Path Labs Limited	Healthcare Services	19,652	245.11	0.49%	
INE813H01021	Torrent Power Limited	Power	48,666	237.10	0.47%	
INE670K02029	Macrotech Developers Limited	Realty	25,096	231.94	0.46%	
INE007A02025	CRISIL Limited	Finance	6,978	227.81	0.46%	
INE348B01030	Rajesh Exports Limited	Consumer Durables	39,318	227.57	0.46%	
INE74K01013	Aditya Birla Capital Limited	Insurance	2,02,886	226.83	0.45%	
INE257D02026	Bharat Heavy Electricals Limited	Electrical Equipment	3,72,995	223.41	0.45%	
INE131B01039	Ralaxo Footwears Limited	Consumer Durables	20,898	210.41	0.42%	
INE69E01016	Vodafone Idea Limited	Telecom - Services	23,24,498	204.56	0.41%	
INE473A01011	Linde India Limited	Chemicals & Petrochemicals	6,172	204.40	0.41%	
INE042A01014	Escorts Kubota Limited	Agricultural, Commercial & Construction Vehicles	9,549	203.18	0.41%	
INE381D02027	Oracle Financial Services Software Limited	IT - Software	6,750	201.32	0.40%	
INE470A01017	3M India Limited	Diversified	815	200.54	0.40%	
INE933S01016	Indiamart Interesh Limited	Retailing	4,431	197.53	0.40%	
INE267A02025	Hindustan Zinc Limited	Non - Ferrous Metals	73,391	196.10	0.39%	
INE00W02027	Alfa (India) Limited	IT - Services	15,430	194.60	0.39%	
INE162A01018	Pfizer Limited	Pharmaceuticals & Biotechnology	4,503	192.07	0.39%	
INE531A02024	Kansai Neraca Paints Limited	Consumer Durables	39,003	190.98	0.38%	
INE398R02022	Syngene International Limited	Healthcare Services	33,701	188.93	0.38%	
INE248F01010	Gujarat State Petronet Limited	Gas	81,666	188.61	0.38%	
INE139A02034	National Aluminium Company Limited	Non - Ferrous Metals	2,60,524	185.75	0.37%	
INE462A02022	Bayer Cropscience Limited	Fertilizers & Agrochemicals	3,773	184.24	0.37%	
INE811K01011	Prestige Estates Projects Limited	Realty	40,615	182.69	0.37%	
INE419L01012	Happiest Minds Technologies Limited	IT - Software	18,281	181.70	0.36%	
INE258G01013	Sumitomo Chemical India Limited	Fertilizers & Agrochemicals	36,124	181.69	0.36%	
INE274J01014	Oil India Limited	Oil	1,03,504	180.72	0.36%	
INE159A01016	GlaxoSmithKline Pharmaceuticals Limited	Pharmaceuticals & Biotechnology	12,280	174.63	0.35%	
INE146C02028	Deliwary Limited	Transport Services	29,413	171.45	0.34%	
INE473B01035	Hatsun Agro Product Limited	Food Products	18,225	170.09	0.34%	
INE417T02026	PB Fintech Limited	Financial Technology (Fintech)	35,134	166.03	0.33%	
INE575P01011	Star Health And Allied Insurance Company Limited	Insurance	23,406	165.30	0.33%	
INE987B02026	Natco Pharma Limited	Pharmaceuticals & Biotechnology	26,952	163.28	0.33%	
INE410B02037	Vinat Organics Limited	Chemicals & Petrochemicals	7,736	161.41	0.32%	
INE49L01015	L&T Finance Holdings Limited	Finance	21,502	160.83	0.32%	
INE058A01010	Sandf India Limited	Pharmaceuticals & Biotechnology	2,667	154.17	0.31%	
INE517B01013	Tata Teleservices (Maharashtra) Limited	Telecom - Services	1,47,141	152.14	0.30%	
INE233B01017	Blue Dart Express Limited	Transport Services	1,717	151.98	0.30%	
INE692A01016	Union Bank of India	Banks	3,36,357	150.18	0.30%	
INE716A01013	Whirlpool of India Limited	Consumer Durables	91,682	150.08	0.30%	
INE20V01034	Vedant Fashions Limited	Retailing	10,599	148.47	0.30%	
INE424H02027	Sun TV Network Limited	Entertainment	28,521	145.13	0.29%	
INE913H01037	Endurance Technologies Limited	Auto Components	10,180	144.96	0.29%	
INE562A01011	Indian Bank	Banks	72,108	141.94	0.28%	
INE031B01049	Ajanta Pharma Limited	Pharmaceuticals & Biotechnology	11,127	141.59	0.28%	
INE342J01010	ZF Commercial Vehicle Control Systems India Limited	Auto Components	1,379	136.55	0.27%	
INE064C02022	Trident Limited	Textiles & Apparel	3,68,803	134.43	0.27%	
INE930H01031	K.P.R. Mill Limited	Textiles & Apparel	24,738	132.60	0.27%	
INE763G01038	ICICI Securities Limited	Capital Markets	23,362	122.22	0.24%	
INE150B01039	Aikji Amines Chemicals Limited	Chemicals & Petrochemicals	4,142	118.83	0.24%	
INE27J02023	Divyans International Limited	Luxury Services	59,288	115.43	0.23%	
INE053F01010	Indian Railway Finance Corporation Limited	Finance	5,29,643	112.55	0.23%	
INE084A01016	Bank of India	Banks	2,25,707	108.79	0.22%	
INE901L01018	Atembic Pharmaceuticals Limited	Pharmaceuticals & Biotechnology	16,502	99.78	0.20%	
INE227W02023	Clean Science and Technology Limited	Chemicals & Petrochemicals	5,228	91.97	0.18%	

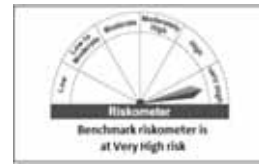
	Triparty Repo/ Reverse Repo Instrument				
	Triparty Repo			335.42	0.67%
	Total			335.42	0.67%
	OTHERS				
	Cash Margin - CCIL			1.97	0.00%
	Total			1.97	0.00%
	Net Current Assets			(318.86)	-0.59%
	GRAND TOTAL			49,943.51	100.00%

\$ Less Than 0.01% of NAV

SCHEME RISK-O-METER



**BENCHMARK NAME - NIFTY MIDCAP 150 TRI
BENCHMARK RISK-O-METER**

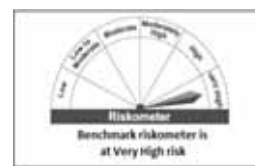


Monthly Portfolio Statement as on September 30,2022

ISIN	Name of the Instrument	Industry / Rating	Quantity	Market/Fair Value (Rs. in Lacs)	% to NAV	YIELD
Equity & Equity related						
(a) Listed / awaiting listing on Stock Exchanges						
INE009A01021	Infosys Limited	IT - Software	2,03,992	2,883.32	14.91%	
INE467B01029	Tata Consultancy Services Limited	IT - Software	87,149	2,618.44	13.54%	
INE154A01025	ITC Limited	Diversified FMCG	7,48,838	2,487.64	12.86%	
INE030A01027	Hindustan Unilever Limited	Diversified FMCG	75,947	2,047.87	10.59%	
INE018A01030	Larsen & Toubro Limited	Construction	1,02,795	1,899.34	9.82%	
INE860A01027	HCL Technologies Limited	IT - Software	90,024	839.34	4.34%	
INE733E01010	NTPC Limited	Power	4,04,162	645.24	3.34%	
INE752E01010	Power Grid Corporation of India Limited	Power	2,90,740	616.95	3.19%	
INE689C01036	Tech Mahindra Limited	IT - Software	53,806	542.69	2.81%	
INE047A01021	Grasim Industries Limited	Cement & Cement Products	31,919	534.60	2.76%	
INE019A01038	JSW Steel Limited	Ferrous Metals	80,190	506.52	2.62%	
INE075A01022	Wipro Limited	IT - Software	1,25,584	496.69	2.57%	
INE038A01020	Hindalco Industries Limited	Non - Ferrous Metals	1,24,247	485.25	2.51%	
INE213A01029	Oil & Natural Gas Corporation Limited	Oil	3,31,733	420.64	2.18%	
INE216A01030	Britannia Industries Limited	Food Products	10,040	385.84	2.00%	
INE91701010	Sajji Auto Limited	Automobiles	10,905	364.70	1.99%	
INE522F01014	Coal India Limited	Consumable Fuels	1,78,233	378.30	1.96%	
INE828A01036	UPL Limited	Fertilizers & Agrochemicals	45,332	304.65	1.58%	
INE158A01026	Hero MotoCorp Limited	Automobiles	11,048	281.64	1.46%	
INE029A01011	Bharat Petroleum Corporation Limited	Petroleum Products	81,189	247.46	1.28%	
Subtotal				19,007.12	98.31%	
(b) UNLISTED						NIL
Subtotal				NIL		NIL
Total				19,007.12	98.31%	
Money Market Instruments						
Triparty Repo/ Reverse Repo Instrument						
Triparty Repo				73.78	0.38%	
Total				73.78	0.38%	
OTHERS						
Cash Margin - CCIL				0.47	\$0.00%	
Total				0.47	0.00%	
Net Current Assets				255.41	1.31%	
GRAND TOTAL				19,336.78	100.00%	

\$ Less Than 0.01% of NAV

SCHEME RISK-O-METER

BENCHMARK NAME - NIFTY 50 VALUE 20 TRI
BENCHMARK RISK-O-METER

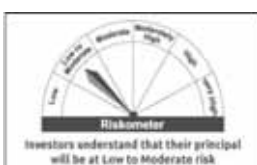
Index

Monthly Portfolio Statement as on September 30,2022

ISIN	Name of the Instrument	Industry / Rating	Quantity	Market/Fair Value (Rs. in Lacs)	% to NAV	YIELD
(a) Listed / awaiting listing on Stock Exchange						
Government Securities						
N2920150223	8.3% State Government Securities	SOVEREIGN	2,20,50,000	22,591.11	3.58%	7.44%
N1620150129	8.38% State Government Securities	SOVEREIGN	2,11,00,000	21,673.10	3.44%	7.44%
N3320150383	8.83% State Government Securities	SOVEREIGN	1,96,51,000	20,449.89	3.24%	7.45%
N3520180131	8.04% State Government Securities	SOVEREIGN	1,98,27,000	20,175.59	3.20%	7.45%
N1020150117	8.29% State Government Securities	SOVEREIGN	1,95,99,300	20,072.09	3.18%	7.44%
N3420150150	8.88% State Government Securities	SOVEREIGN	1,89,85,000	19,781.76	3.14%	7.45%
N1920150043	8.16% State Government Securities	SOVEREIGN	1,73,38,600	17,694.98	2.81%	7.41%
N2020150164	8.69% State Government Securities	SOVEREIGN	1,69,00,000	17,520.38	2.78%	7.44%
N1620150137	8.51% State Government Securities	SOVEREIGN	1,69,87,100	17,517.83	2.78%	7.44%
N1920150002	8.07% State Government Securities	SOVEREIGN	1,67,28,000	17,339.85	2.75%	7.43%
N3120150120	8% State Government Securities	SOVEREIGN	1,50,00,000	15,241.62	2.42%	7.40%
N2220150170	8.36% State Government Securities	SOVEREIGN	1,46,00,000	14,991.09	2.38%	7.43%
N2920150249	8.48% State Government Securities	SOVEREIGN	1,28,20,300	13,209.15	2.10%	7.44%
N3320150375	8.53% State Government Securities	SOVEREIGN	1,25,95,000	12,991.05	2.06%	7.45%
N1520150104	8.27% State Government Securities	SOVEREIGN	1,19,75,000	12,284.65	1.95%	7.42%
N2020150099	7.99% State Government Securities	SOVEREIGN	1,19,40,700	12,125.97	1.92%	7.41%
N1520150120	8.46% State Government Securities	SOVEREIGN	1,15,00,000	11,848.06	1.88%	7.42%
N4520150124	8.31% State Government Securities	SOVEREIGN	1,09,83,500	11,256.37	1.79%	7.44%
N2020150149	8.42% State Government Securities	SOVEREIGN	1,06,45,000	10,944.38	1.74%	7.44%
N3120150104	8.24% State Government Securities	SOVEREIGN	1,00,24,500	10,214.50	1.62%	7.41%
N1520190043	7.89% State Government Securities	SOVEREIGN	1,00,00,000	10,117.86	1.60%	7.38%
N4520150132	8.52% State Government Securities	SOVEREIGN	82,00,000	8,458.46	1.34%	7.44%
N1920150076	8.27% State Government Securities	SOVEREIGN	81,78,900	8,374.33	1.33%	7.43%
N2020150156	8.49% State Government Securities	SOVEREIGN	80,00,000	8,243.69	1.31%	7.44%
N3120150080	8.3% State Government Securities	SOVEREIGN	77,80,000	7,963.33	1.26%	7.47%
N1320150056	8.6% State Government Securities	SOVEREIGN	77,00,000	7,960.44	1.26%	7.45%
N2220150154	8.28% State Government Securities	SOVEREIGN	75,14,900	7,694.09	1.22%	7.41%
N2920150033	8.29% State Government Securities	SOVEREIGN	75,00,000	7,651.20	1.21%	7.42%
N1520150054	8.15% State Government Securities	SOVEREIGN	72,45,000	7,387.44	1.17%	7.40%
N3120150039	8.22% State Government Securities	SOVEREIGN	70,00,000	7,133.90	1.13%	7.40%
N2220150098	8.39% State Government Securities	SOVEREIGN	67,50,000	6,930.37	1.10%	7.46%
N2920150215	8.18% State Government Securities	SOVEREIGN	65,00,000	6,630.91	1.05%	7.43%
N1920150084	8.38% State Government Securities	SOVEREIGN	64,44,400	6,620.60	1.05%	7.43%
N3120150047	8.14% State Government Securities	SOVEREIGN	65,00,000	6,613.54	1.05%	7.40%
N1020150125	8.39% State Government Securities	SOVEREIGN	60,00,000	6,163.70	0.98%	7.44%
N2220150147	8.21% State Government Securities	SOVEREIGN	56,47,000	5,772.37	0.92%	7.41%
N1520190027	8.03% State Government Securities	SOVEREIGN	55,00,000	5,580.63	0.89%	7.39%
N2120150106	8.76% State Government Securities	SOVEREIGN	50,00,000	5,189.63	0.82%	7.47%
N1320150031	8.54% State Government Securities	SOVEREIGN	50,00,000	5,156.48	0.82%	7.46%
N3420150036	8.21% State Government Securities	SOVEREIGN	50,68,800	5,151.12	0.82%	7.44%
N1620150053	8.29% State Government Securities	SOVEREIGN	50,00,000	5,105.89	0.81%	7.44%
N2220150030	8.26% State Government Securities	SOVEREIGN	50,00,000	5,101.14	0.81%	7.40%
N1620150012	8.27% State Government Securities	SOVEREIGN	50,00,000	5,100.94	0.81%	7.40%
N2220150188	8.47% State Government Securities	SOVEREIGN	44,64,600	4,599.79	0.73%	7.43%
N1920150035	8.14% State Government Securities	SOVEREIGN	45,00,000	4,589.19	0.73%	7.41%
N1320150049	8.82% State Government Securities	SOVEREIGN	43,90,100	4,565.31	0.72%	7.46%
N2220150121	8.12% State Government Securities	SOVEREIGN	43,81,100	4,465.78	0.71%	7.41%
N1920150198	8.28% State Government Securities	SOVEREIGN	43,00,000	4,409.52	0.70%	7.45%
N2220150162	8.25% State Government Securities	SOVEREIGN	41,65,000	4,262.23	0.68%	7.43%
N1920150068	8.27% State Government Securities	SOVEREIGN	41,59,900	4,260.02	0.68%	7.41%
N3420150127	8.31% State Government Securities	SOVEREIGN	41,50,000	4,250.98	0.67%	7.45%
N1320150195	8.49% State Government Securities	SOVEREIGN	40,80,000	4,204.06	0.67%	7.44%
N1020150133	8.72% State Government Securities	SOVEREIGN	40,50,000	4,150.49	0.66%	7.44%
N1020150141	8.24% State Government Securities	SOVEREIGN	40,00,000	4,134.39	0.65%	7.44%
N3720150066	8.42% State Government Securities	SOVEREIGN	40,00,000	4,110.41	0.65%	7.46%
N2920150157	8.2% State Government Securities	SOVEREIGN	40,00,000	4,074.88	0.65%	7.42%
N1320200133	5.82% State Government Securities	SOVEREIGN	40,00,000	3,813.47	0.60%	7.43%
N3320150391	8.58% State Government Securities	SOVEREIGN	36,17,400	3,739.23	0.59%	7.45%
N2220150204	8.51% State Government Securities	SOVEREIGN	35,57,700	3,651.58	0.58%	7.43%
N3720150074	8.82% State Government Securities	SOVEREIGN	35,00,000	3,640.04	0.58%	7.46%
N3120150211	8.53% State Government Securities	SOVEREIGN	35,00,000	3,613.13	0.57%	7.44%
N1020150075	7.98% State Government Securities	SOVEREIGN	35,00,000	3,551.44	0.56%	7.43%
N3120150112	7.97% State Government Securities	SOVEREIGN	32,24,000	3,272.90	0.52%	7.40%
N3320150359	8.34% State Government Securities	SOVEREIGN	31,00,000	3,178.57	0.50%	7.45%
N1620150005	8.15% State Government Securities	SOVEREIGN	30,00,000	3,049.90	0.48%	7.44%
N2120150064	8.15% State Government Securities	SOVEREIGN	30,00,000	3,056.35	0.48%	7.46%
N1920150050	8.22% State Government Securities	SOVEREIGN	26,85,000	2,745.21	0.44%	7.41%
N3420150168	8.57% State Government Securities	SOVEREIGN	25,40,000	2,624.37	0.42%	7.45%
N3520150043	8.32% State Government Securities	SOVEREIGN	25,00,000	2,591.20	0.41%	7.46%
N3320150037	8.27% State Government Securities	SOVEREIGN	25,00,000	2,548.18	0.40%	7.45%
N2920150207	8.14% State Government Securities	SOVEREIGN	25,00,000	2,548.54	0.40%	7.43%
N3420150077	7.97% State Government Securities	SOVEREIGN	25,00,000	2,535.27	0.40%	7.44%
N3420150135	8.4% State Government Securities	SOVEREIGN	22,95,800	2,358.26	0.37%	7.45%
N3120150203	8.69% State Government Securities	SOVEREIGN	20,79,500	2,156.73	0.34%	7.44%
N3120150167	8.38% State Government Securities	SOVEREIGN	20,28,000	2,082.58	0.33%	7.44%
N2220150196	8.67% State Government Securities	SOVEREIGN	20,00,000	2,075.04	0.33%	7.43%
N3120150138	8.15% State Government Securities	SOVEREIGN	20,00,000	2,040.19	0.32%	7.41%
N4520200036	6.72% State Government Securities	SOVEREIGN	20,00,000	1,956.09	0.31%	7.43%
N2920150264	8.55% State Government Securities	SOVEREIGN	17,07,000	1,763.57	0.28%	7.44%
N2920150256	8.65% State Government Securities	SOVEREIGN	15,00,000	1,553.54	0.25%	7.44%
N2920150231	8.38% State Government Securities	SOVEREIGN	15,00,000	1,540.63	0.24%	7.44%
N1520150039	8.29% State Government Securities	SOVEREIGN	15,00,000	1,534.09	0.24%	7.40%
N0020160050	6.84% Government of India	SOVEREIGN	15,00,000	1,502.12	0.24%	6.07%
N4520200077	5.9% State Government Securities	SOVEREIGN	15,00,000	1,447.44	0.23%	7.37%
N2220150048	8.32% State Government Securities	SOVEREIGN	10,37,900	1,081.14	0.17%	7.41%
N1420150089	8.4% State Government Securities	SOVEREIGN	10,50,000	1,027.12	0.16%	7.46%
N1620150079	8.23% State Government Securities	SOVEREIGN	10,00,000	1,020.46	0.16%	7.44%
N3320150326	8.15% State Government Securities	SOVEREIGN	10,00,000	1,019.47	0.16%	7.43%
N3420150085	8.15% State Government Securities	SOVEREIGN	10,00,000	1,019.01	0.16%	7.45%
N1020150018	8.18% State Government Securities	SOVEREIGN	10,00,000	1,018.25	0.16%	7.40%
N2220150071	8.29% State Government Securities	SOVEREIGN	8,07,500	825.68	0.13%	7.41%
N3420150143	8.51% State Government Securities	SOVEREIGN	5,00,000	515.35	0.08%	7.45%
N3120150153	8.22% State Government Securities	SOVEREIGN	5,00,000	511.21	0.08%	7.41%
N1520150096	8.2% State Government Securities	SOVEREIGN	5,00,000	511.08	0.08%	7.40%
N2820150042	8.34% State Government Securities	SOVEREIGN	5,00,000	510.99	0.08%	7.45%
N2220150055	8.28% State Government Securities	SOVEREIGN	5,00,000	510.84	0.08%	7.41%
N3120150088	8.27% State Government Securities	SOVEREIGN	5,00,000	510.82	0.08%	7.41%
N2020150115	8.17% State Government Securities	SOVEREIGN	5,00,000	510.21	0.08%	7.42%
N3420150069	8.17% State Government Securities	SOVEREIGN	5,00,000	509.44	0.08%	7.45%
N3320160010	8.02% State Government Securities	SOVEREIGN	5,00,000	508.91	0.08%	7.44%
N2220150113	7.99% State Government Securities	SOVEREIGN	5,00,000	507.95	0.08%	7.40%
N2820160017	7.98% State Government Securities	SOVEREIGN	5,00,000	507.90	0.08%	7.46%
N2820160025	7.98% State Government Securities	SOVEREIGN	5,00,000	507.62	0.08%	7.46%
N2220150105	7.96% State Government Securities	SOVEREIGN	5,00,000	507.48	0.08%	7.40%
N3120150096	8.29% State Government Securities	SOVEREIGN	4,65,000	475.44	0.08%	7.41%
N3520150027	8.19% State Government Securities	SOVEREIGN	3,47,000	353.97	0.06%	7.46%
N3520150050	8.53% State Government Securities	SOVEREIGN	2,46,600	254.46	0.04%	7.46%
N2720150043	8.38% State Government Securities	SOVEREIGN	1,40,600	144.44	0.02%	7.43%
N2020150363	8.09% State Government Securities	SOVEREIGN	1,14,400	116.88	0.02%	7.43%
N2020150065	8.29% State Government Securities	SOVEREIGN	1,00,000	102.16	0.02%	7.42%
N1620150087	8.16% State Government Securities	SOVEREIGN	98,100	99.96	0.02%	7.44%
N2220150097	8.16% State Government Securities	SOVEREIGN	73,300	74.74	0.01%	7.41%
N3420150093	8.18% State Government Securities	SOVEREIGN	60,000	61.20	0.01%	7.45%
N2120150049	8.25% State Government Securities	SOVEREIGN	50,000	51.02	0.01%	7.45%
N1020150158	8.09% State Government Securities	SOVEREIGN	30,000	30.59	0.00%	7.43%
Subtotal				6,19,615.20	98.28%	
(b) Privately placed / Unlisted				NIL	NIL	NIL
Subtotal				NIL	NIL	NIL
(c) Securitised Debt				NIL	NIL	NIL
Subtotal				NIL	NIL	NIL
Total				6,19,615.20	98.28%	
Money Market Instruments						
Triparty Repo/ Reverse Repo Instrument						
Triparty Repo				872.60	0.14%	
Total				872.60	0.14%	
OTHERS						
Cash Margin - CCL				17.27	0.00%	
Total				17.27	0.00%	
Net Current Assets				9,992.07	1.58%	
GRAND TOTAL				6,30,497.14	100.00%	

§ Less Than 0.01% of NAV

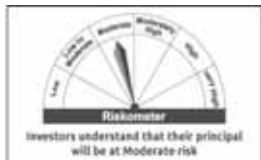
SCHEME RISK-O-METER



Monthly Portfolio Statement as on September 30,2022

ISIN	Name of the Instrument	Industry / Rating	Quantity	Market/Fair Value (Rs. in Lacs)	% to NAV	YIELD
	Debt Instruments					
	(a) Listed / awaiting listing on Stock Exchange					
	Government Securities					
IN0020220037	7.38% Government of India	SOVEREIGN	35,28,200	3,536.88	96.16%	7.31%
	Subtotal			3,536.88	96.16%	
	(b) Privately placed / Unlisted			NIL	NIL	NIL
	Subtotal			NIL	NIL	NIL
	(c) Securitised Debt					
	Subtotal					
	Total			3,536.88	96.16%	
	Money Market Instruments					
	Triparty Repo/ Reverse Repo Instrument					
	Triparty Repo			54.88	1.49%	
	Total			54.88	1.49%	
	OTHERS					
	Cash Margin - CCIL			1.17	0.03%	
	Total			1.17	0.03%	
	Net Current Assets			85.24	2.32%	
	GRAND TOTAL			3,678.17	100.00%	

SCHEME RISK-O-METER



BENCHMARK NAME - NIFTY 5 YR BENCHMARK G-SEC INDEX
BENCHMARK RISK-O-METER

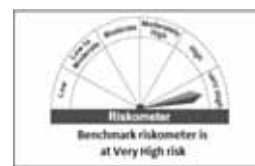


Monthly Portfolio Statement as on September 30,2022

ISIN	Name of the Instrument	Industry / Rating	Quantity	Market/Fair Value (Rs. in Lacs)	% to NAV	YIELD
Equity & Equity related						
(a) Listed / awaiting listing on Stock Exchanges						
INE044A01036	Sun Pharmaceutical Industries Limited	Pharmaceuticals & Biotechnology	2,48,916	2,361.34	23.40%	
INE059A01026	Cipla Limited	Pharmaceuticals & Biotechnology	1,24,652	1,389.81	13.77%	
INE089A01023	Dr. Reddy's Laboratories Limited	Pharmaceuticals & Biotechnology	28,013	1,214.58	12.03%	
INE361B01024	Divi's Laboratories Limited	Pharmaceuticals & Biotechnology	29,377	1,088.48	10.78%	
INE947Q01028	Laurus Labs Limited	Pharmaceuticals & Biotechnology	90,435	463.93	4.60%	
INE326A01037	Lupin Limited	Pharmaceuticals & Biotechnology	55,555	377.69	3.74%	
INE540L01014	Alkem Laboratories Limited	Pharmaceuticals & Biotechnology	11,302	370.39	3.67%	
INE885A01028	Torrent Pharmaceuticals Limited	Pharmaceuticals & Biotechnology	22,628	352.96	3.50%	
INE406A01037	Aurobindo Pharma Limited	Pharmaceuticals & Biotechnology	64,840	331.07	3.28%	
INE379G01013	Biocon Limited	Pharmaceuticals & Biotechnology	1,05,180	306.02	3.03%	
INE571A01038	PCA Laboratories Limited	Pharmaceuticals & Biotechnology	31,584	288.99	2.88%	
INE068V01023	Gland Pharma Limited	Pharmaceuticals & Biotechnology	13,668	286.05	2.83%	
INE358A01014	Abbott India Limited	Pharmaceuticals & Biotechnology	1,225	234.45	2.32%	
INE10B01027	Zyventus Lifesciences Limited	Pharmaceuticals & Biotechnology	58,339	225.71	2.24%	
INE182A01018	Pfizer Limited	Pharmaceuticals & Biotechnology	3,586	152.96	1.52%	
INE159A01016	GlaxoSmithKline Pharmaceuticals Limited	Pharmaceuticals & Biotechnology	9,764	139.08	1.38%	
INE335A01035	Glennmark Pharmaceuticals Limited	Pharmaceuticals & Biotechnology	34,477	133.99	1.33%	
INE987B01026	Natco Pharma Limited	Pharmaceuticals & Biotechnology	21,464	130.03	1.29%	
INE058A01010	Sanofi India Limited	Pharmaceuticals & Biotechnology	2,124	122.78	1.22%	
INE101D01020	Granules India Limited	Pharmaceuticals & Biotechnology	32,628	112.68	1.12%	
	Subtotal			10,082.97	99.91%	NIL
	(b) UNLISTED			NIL	NIL	NIL
	Subtotal			NIL	NIL	NIL
	Total			10,082.97	99.91%	
	Money Market Instruments					
	Triparty Repo/ Reverse Repo Instrument					
	Triparty Repo			10.44	0.10%	
	Total			10.44	0.10%	
	OTHERS					
	Cash Margin - CCIL			0.09	0.00%	
	Total			0.09	0.00%	
	Net Current Assets			(0.40)	-0.11%	
	GRAND TOTAL			10,093.10	100.00%	

\$ Less Than 0.01% of NAV

SCHEME RISK-O-METER

BENCHMARK NAME - NIFTY PHARMA TRI
BENCHMARK RISK-O-METER

Monthly Portfolio Statement as on September 30,2022

ISIN	Name of the Instrument	Industry / Rating	Quantity	Market/Fair Value (Rs. in Lacs)	% to NAV	YIELD
Equity & Equity related						
(a) Listed / awaiting listing on Stock Exchanges						
INE090A01021	ICICI Bank Limited	Banks	28,53,286	24,595.33	5.91%	
INE040A01034	HDFC Bank Limited	Banks	15,67,000	22,272.55	5.35%	
INE009A01021	Infosys Limited	IT - Software	13,30,000	18,798.89	4.52%	
INE002A01018	Reliance Industries Limited	Petroleum Products	7,90,000	18,784.23	4.51%	
INE001A01036	Housing Development Finance Corporation Limited	Finance	4,75,000	10,865.81	2.61%	
INE585B01010	Maruti Suzuki India Limited	Automobiles	1,23,000	10,858.62	2.61%	
INE018A01030	Larsen & Toubro Limited	Construction	5,40,000	9,977.58	2.40%	
INE200M01013	Varun Beverages Limited	Beverages	8,30,600	8,673.13	2.08%	
INE296A01024	Bajaj Finance Limited	Finance	1,10,000	8,069.33	1.94%	
INE236A01034	Axis Bank Limited	Banks	1,10,000	8,065.20	1.94%	
INE545U01014	Bandhan Bank Limited	Banks	30,00,000	7,995.00	1.92%	
INE949L01017	AU Small Finance Bank Limited	Banks	12,86,030	7,963.10	1.91%	
INE086A01013	Chambal Fertilizers & Chemicals Limited	Fertilizers & Agrochemicals	23,23,475	7,422.34	1.78%	
INE511C01022	Poonswalla Fincoorp Limited	Finance	24,00,000	7,339.20	1.76%	
INE123W01016	SBI Life Insurance Company Limited	Insurance	5,85,000	7,315.13	1.76%	
INE372J01023	Devyani International Limited	Leisure Services	36,73,329	7,151.97	1.72%	
INE021A01026	Asian Paints Limited	Consumer Durables	2,10,000	7,019.15	1.69%	
INE018E01016	SBI Cards and Payment Services Limited	Finance	7,25,000	6,622.88	1.59%	
INE082M01014	Greenpanel Industries Limited	Consumer Durables	13,67,722	5,824.44	1.40%	
INE101A01026	Mahindra & Mahindra Limited	Automobiles	4,50,000	5,706.90	1.37%	
INE030A01027	Hindustan Unilever Limited	Diversified FMCG	2,05,000	5,527.72	1.33%	
INE114A01011	Steel Authority of India Limited	Ferrous Metals	71,00,000	5,449.25	1.31%	
INE733E01010	NTPC Limited	Power	34,00,000	5,428.10	1.30%	
INE062A01020	State Bank of India	Banks	10,00,000	5,306.00	1.27%	
INE741K01010	CreditAccess Grameen Limited	Finance	5,24,667	5,215.71	1.25%	
INE053A01029	The Indian Hotels Company Limited	Leisure Services	15,14,000	5,021.94	1.21%	
INE572A01028	JB Chemicals & Pharmaceuticals Limited	Pharmaceuticals & Biotechnology	2,61,330	5,017.01	1.21%	
INE732I01013	Angel One Limited	Capital Markets	3,68,100	5,015.52	1.20%	
INE797F01020	Jubilant Foodworks Limited	Leisure Services	7,85,000	4,888.20	1.17%	
INE331A01037	The Ramco Cement Limited	Cement & Cement Products	6,34,648	4,788.42	1.15%	
INE0GK401011	Tatva Chintan Pharma Chem Limited	Chemicals & Petrochemicals	1,90,071	4,784.37	1.15%	
INE180A01020	Max Financial Services Limited	Insurance	6,21,247	4,737.63	1.14%	
INE6401014	MTAR Technologies Limited	Aerospace & Defense	2,59,845	4,653.62	1.12%	
INE102D01028	Godrej Consumer Products Limited	Personal Products	5,11,109	4,653.39	1.12%	
INE348B01021	Century Plyboards (India) Limited	Consumer Durables	7,30,321	4,643.75	1.12%	
INE312H01016	INOX Leisure Limited	Entertainment	9,03,184	4,617.53	1.11%	
INE070I01018	Insecticides (India) Limited	Fertilizers & Agrochemicals	6,37,183	4,577.52	1.10%	
INE278Y01022	Campus Activewear Limited	Consumer Durables	7,76,665	4,438.64	1.07%	
INE068A01021	Eicher Motors Limited	Automobiles	1,20,038	4,407.32	1.06%	
INE361B01024	Divi's Laboratories Limited	Pharmaceuticals & Biotechnology	1,16,399	4,312.82	1.04%	
INE584A01023	NMDC Limited	Minerals & Mining	33,00,000	4,215.75	1.01%	
INE686L01035	Varroc Engineering Limited	Auto Components	11,40,293	3,754.98	0.90%	
INE340A01020	Trent Limited	Retailing	2,60,000	3,692.00	0.89%	
INE073K01018	Sona BLW Precision Forgings Limited	Auto Components	7,85,610	3,643.27	0.88%	
INE235A01022	Finolex Cables Limited	Industrial Products	7,56,306	3,550.86	0.85%	
INE669C01036	Tech Mahindra Limited	IT - Software	3,50,000	3,530.10	0.85%	
INE068V01023	Gland Pharma Limited	Pharmaceuticals & Biotechnology	1,65,816	3,470.28	0.83%	
INE0C101024	Rategain Travel Technologies Limited	IT - Software	11,90,880	3,210.02	0.77%	
INE520A01027	Zensar Technologies Limited	IT - Software	15,00,000	3,174.75	0.76%	
INE018A01026	Dabur India Limited	Personal Products	5,50,000	3,151.23	0.76%	
INE069I01010	Indiabulls Real Estate Limited	Realty	37,16,100	2,889.27	0.69%	
INE955V01021	Arvind Fashions Limited	Retailing	8,74,337	2,839.41	0.68%	
INE149A01033	Cholamandalam Financial Holdings Limited	Finance	4,28,916	2,803.39	0.67%	
INE075A01022	Wipac Limited	IT - Software	7,00,000	2,759.75	0.66%	
INE155A01022	Tata Motors Limited	Automobiles	6,60,000	2,670.36	0.64%	
INE256A01028	Zee Entertainment Enterprises Limited	Entertainment	10,00,000	2,581.50	0.62%	
INE079A01024	Ambuja Cements Limited	Cement & Cement Products	5,00,000	2,578.00	0.62%	
INE834I01029	KNR Constructions Limited	Construction	10,72,002	2,452.20	0.59%	
INE764D01017	V.S.T. Tilters Tractors Limited	Agricultural, Commercial & Construction Vehicles	1,06,798	2,399.43	0.58%	
INE043W01024	Vijaya Diagnostic Centre Limited	Healthcare Services	4,76,484	2,195.16	0.53%	
INE042A01014	Escorts Kubota Limited	Agricultural, Commercial & Construction Vehicles	1,00,000	2,127.80	0.51%	
INE208A01029	Ashok Leyland Limited	Agricultural, Commercial & Construction Vehicles	13,88,339	2,119.30	0.51%	
INE0JUS01029	Harsha Engineers International Limited	Industrial Products	4,10,848	1,897.09	0.46%	
INE768C01010	Zydus Wellness Limited	Food Products	1,15,658	1,878.05	0.45%	
INE481G01011	UltraTech Cement Limited	Cement & Cement Products	30,000	1,875.53	0.45%	
INE452K01017	Polycab India Limited	Industrial Products	69,136	1,770.14	0.43%	
INE146L01010	Kirloskar Oil Engines Limited	Industrial Products	6,06,593	1,474.32	0.35%	
INE944F01028	Radico Khaitan Limited	Beverages	1,39,005	1,452.32	0.35%	
INE192B01031	Welspun India Limited	Textiles & Apparels	16,25,497	1,197.18	0.29%	
INE028A01039	Bank of Baroda	Banks	9,00,000	1,191.80	0.29%	
INE127D01025	HDFC Asset Management Company Limited	Capital Markets	55,623	1,054.93	0.25%	
Subtotal				3,88,408.11	93.32%	
(b) UNLISTED				NIL	NIL	NIL
Subtotal				NIL	NIL	NIL
Total				3,88,408.11	93.32%	
Money Market Instruments						
Triparty Repo/ Reverse Repo Instrument						
Triparty Repo				28,963.18	6.96%	
Total				28,963.18	6.96%	
OTHERS						
Cash Margin - CCIL				164.07	0.04%	
Total				164.07	0.04%	
Net Current Assets				(1,257.08)	-0.32%	
GRAND TOTAL				4,16,278.28	100.00%	

SCHEME RISK-O-METER



BENCHMARK NAME - NIFTY 500 TRI
BENCHMARK RISK-O-METER

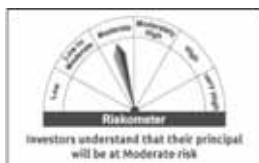


Monthly Portfolio Statement as on September 30,2022

ISIN	Name of the Instrument	Industry / Rating	Quantity	Market/Fair Value (Rs. in Lacs)	% to NAV	YIELD
Debt Instruments						
(a) Listed / awaiting listing on Stock Exchange						
Government Securities						
IN2220160013	8.08% State Government Securities	SOVEREIGN	71,75,800	7,321.32	39.38%	7.44%
IN1020160025	8.09% State Government Securities	SOVEREIGN	56,03,500	5,719.40	30.77%	7.44%
IN1520160053	8.05% State Government Securities	SOVEREIGN	25,00,000	2,549.83	13.72%	7.42%
IN3120160053	8.07% State Government Securities	SOVEREIGN	9,12,400	931.09	5.01%	7.42%
IN000626C076	GOI STRIPS (MD 16/06/2026)	SOVEREIGN	9,65,000	737.22	3.97%	7.39%
IN3120160715	7.72% State Government Securities	SOVEREIGN	5,00,000	500.79	2.69%	7.66%
IN1520160038	7.98% State Government Securities	SOVEREIGN	1,40,000	142.42	0.77%	7.42%
IN1520160046	7.98% State Government Securities	SOVEREIGN	1,00,000	101.74	0.55%	7.42%
IN2920150256	8.65% State Government Securities	SOVEREIGN	90,800	94.04	0.51%	7.44%
IN2220160021	7.96% State Government Securities	SOVEREIGN	50,000	50.83	0.27%	7.44%
IN3120160038	8.01% State Government Securities	SOVEREIGN	35,000	35.64	0.19%	7.42%
	Subtotal			18,184.12	97.83%	
(b) Privately placed / Unlisted						
	Subtotal			NIL	NIL	NIL
(c) Securitised Debt						
	Subtotal			NIL	NIL	NIL
	Total			18,184.12	97.83%	
Money Market Instruments						
	Triparty Repo/ Reverse Repo Instrument					
	Triparty Repo			7.48	0.04%	
	Total			7.48	0.04%	
OTHERS						
	Cash Margin - CCIL			0.31	0.00%	
	Total			0.31	0.00%	
	Net Current Assets			397.70	2.13%	
	GRAND TOTAL			18,589.81	100.00%	

\$ Less Than 0.01% of NAV

SCHEME RISK-O-METER



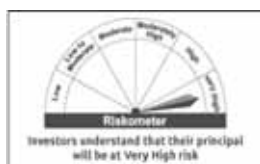
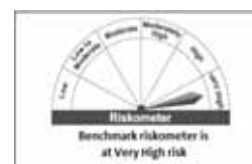
BENCHMARK NAME - CRISIL MEDIUM TERM DEBT INDEX
BENCHMARK RISK-O-METER



Monthly Portfolio Statement as on September 30,2022

ISIN	Name of the Instrument	Industry / Rating	Quantity	Market/Fair Value (Rs. in Lacs)	% to NAV	YIELD
Equity & Equity related						
(a) Listed Foreign Securities/Overseas ETFs						
TW0008069006	E hk Holdings Inc	Electronic Components	5,34,886	2,899.76	7.68%	
TW0002330008	Taiwan Semiconductor Manufacturing Co Ltd	Semiconductors	2,64,754	2,857.06	7.57%	
TW0003653002	Jentech Precision Industrial Co Ltd	Semiconductors	2,50,871	2,447.43	6.48%	
TW0003529004	eMemory Technology Inc	Semiconductors	75,142	2,200.15	5.83%	
TW0003533006	Lotes Co Ltd	Electronic Components	87,086	1,701.40	4.51%	
TW0003017000	Asia Vital Components Co Ltd	Technology Hardware, Storage & Peripherals	5,88,661	1,678.44	4.45%	
TW0003037008	Unimicron Technology Corp	Electronic Components	4,83,741	1,453.50	3.85%	
TW0005425003	Taiwan Semiconductor Co Ltd	Semiconductors	6,57,933	1,396.45	3.70%	
TW0005274005	Aspeed Technology Inc	Semiconductors	29,292	1,333.32	3.53%	
TW0003035002	Faraday Technology Corp	Semiconductors	3,68,303	1,252.04	3.34%	
TW0002369008	Gold Circuit Electronics Ltd	Electronic Components	5,17,969	1,229.18	3.26%	
TW0003680005	Gudeng Precision Industrial Co Ltd	Semiconductor Equipment	1,46,869	1,059.12	2.81%	
TW0003558003	Senao Networks Inc	Communications Equipment	2,43,035	1,056.53	2.80%	
TW0006187008	All Ring Tech Co Ltd	Electronic Equipment & Instruments	5,98,488	1,025.40	2.72%	
TW0008271000	Tong Hsing Electronics Industries Ltd	Electronic Components	2,04,600	868.52	2.30%	
TW0002618006	Eva Airways Corporation	Airlines	11,20,354	807.92	2.14%	
TW0002383007	Elite Material Co Ltd	Electronic Components	1,89,539	775.50	2.05%	
TW0003189007	Kinsus Interconnect Technology Corp	Semiconductors	3,07,422	731.11	1.94%	
TW0006546005	Ampak Technology Inc	Communications Equipment	2,31,150	620.65	1.64%	
TW0004931001	STL Technology Co Ltd	Electronic Components	5,75,690	618.30	1.64%	
TW0003042008	TXC Corp	Electronic Components	3,27,125	601.46	1.59%	
TW0008046004	Nan Ya Printed Circuit Board Corp	Electronic Components	1,17,836	589.51	1.51%	
TW0003081006	LandMark Optoelectronics Corporation	Semiconductors	1,49,603	545.15	1.44%	
TW0005904007	Poya International Co Limited	Department Stores	52,366	526.94	1.40%	
TW0004768007	Ingentec Corporation	Miscellaneous	97,923	518.35	1.37%	
TW0002338001	Taiwan Mask Corp	Semiconductor Equipment	3,65,574	516.03	1.37%	
TW0006151000	WaiWay Technology Co., Ltd.	Semiconductor Equipment	52,664	505.02	1.34%	
KYG8190F1028	Slergy Corp	Semiconductors	41,054	441.98	1.17%	
TW0006719008	UPI Semiconductor Corp	Semiconductors	63,497	393.76	1.04%	
TW0003228003	RDC Semiconductor Co Ltd	Semiconductors	43,823	326.67	0.87%	
TW0003413001	Foxsemicon Integrated Technology Inc	Semiconductor Equipment	63,460	299.41	0.79%	
TW0003131009	Grand Process Technology Corporation	Semiconductor Equipment	46,890	250.61	0.66%	
TW0003624003	Viking Tech Corporation	Electronic Components	2,07,174	216.15	0.57%	
TW0008454000	Momo.Com Inc	Internet & Direct Marketing Retail	15,656	213.79	0.57%	
TW0002421005	Sunonwealth Electric Machine Industry Co Ltd	Industrial Machinery	1,48,362	136.77	0.36%	
Subtotal				34,083.38	90.29%	
(b) UNLISTED						
Subtotal				NIL	NIL	NIL
Total				34,083.38	90.29%	NIL
Money Market Instruments						
Triparty Repo/ Reverse Repo Instrument						
Triparty Repo				899.15	2.38%	
Total				899.15	2.38%	
OTHERS						
Cash Margin - CCIL				5.57	0.01%	
Total				5.57	0.01%	
Net Current Assets				2,758.10	7.32%	
GRAND TOTAL				37,746.20	100.00%	

SCHEME RISK-O-METER

BENCHMARK NAME - TAIWAN CAPITALIZATION WEIGHTED STOCK INDEX (TAIEX)
BENCHMARK RISK-O-METER

Monthly Portfolio Statement as on September 30,2022

ISIN	Name of the Instrument	Industry / Rating	Quantity	Market/Fair Value (Rs. in Lacs)	% to NAV	YIELD
	Equity & Equity related					
	(a) Listed / awaiting listing on Stock Exchanges					
INE101A01026	Mahindra & Mahindra Limited	Automobiles	68,643	870.53	20.09%	
INE586B01010	Maruti Suzuki India Limited	Automobiles	9,531	841.41	19.42%	
INE155A01022	Tata Motors Limited	Automobiles	1,28,603	520.33	12.01%	
INE096A01021	Eicher Motors Limited	Automobiles	10,001	367.20	8.47%	
INE917D101010	Bajaj Auto Limited	Automobiles	9,193	324.31	7.48%	
INE158A01026	Hero MotoCorp Limited	Automobiles	9,314	237.43	5.48%	
INE974X01010	Tube Investments of India Limited	Auto Components	7,474	205.11	4.73%	
INE494B01023	TVS Motor Company Limited	Automobiles	16,693	172.31	3.98%	
INE208A01029	Ashok Leyland Limited	Agricultural, Commercial & Construction Vehicles	1,03,145	157.45	3.63%	
INE465A01025	Bharat Forge Limited	Industrial Products	18,362	127.71	2.95%	
INE383A01011	MRF Limited	Auto Components	149	121.67	2.91%	
INE787D01026	Balkrishna Industries Limited	Auto Components	5,822	109.67	2.53%	
INE775A01035	Samvardhana Motherson International Limited	Auto Components	90,705	98.87	2.28%	
INE323A01026	Bosch Limited	Auto Components	613	96.95	2.24%	
INE073K01018	Sona BLW Precision Forgings Limited	Auto Components	13,828	64.13	1.48%	
	Subtotal			4,315.08	99.58%	
	(b) UNLISTED			NIL	NIL	NIL
	Subtotal			NIL	NIL	NIL
	Total			4,315.08	99.58%	
	Money Market Instruments					
	Triparty Repo/ Reverse Repo Instrument					
	Triparty Repo			14.75	0.34%	
	Total			14.75	0.34%	
	OTHERS					
	Cash Margin - CCIL			0.09	\$0.00%	
	Total			0.09	0.00%	
	Net Current Assets			3.56	0.08%	
	GRAND TOTAL			4,333.48	100.00%	

\$ Less Than 0.01% of NAV

SCHEME RISK-O-METER

BENCHMARK NAME - NIFTY AUTO TRI
BENCHMARK RISK-O-METER

Monthly Portfolio Statement as on September 30,2022

ISIN	Name of the Instrument	Industry / Rating	Quantity	Market/Fair Value (Rs. in Lacs)	% to NAV	YIELD
	SILVER					
	SILVER 999 (in Kg)		89.789	50,357.40	96.82%	
	Total			50,357.40	96.82%	
	Money Market Instruments					
	Triparty Repo/ Reverse Repo Instrument					
	Triparty Repo			21.35	0.04%	
	Total			21.35	0.04%	
	OTHERS					
	Cash Margin - CCL			0.13	0.00%	
	Total			0.13	0.00%	
	Net Current Assets			1,633.89	3.14%	
	GRAND TOTAL			52,012.77	100.00%	

SCHEME RISK-O-METER



**BENCHMARK NAME - DOMESTIC PRICE OF SILVER
BENCHMARK RISK-O-METER**



Monthly Portfolio Statement as on September 30,2022

ISIN	Name of the Instrument	Industry / Rating	Quantity	Market/Fair Value (Rs. in Lacs)	% to NAV	YIELD
	Money Market Instruments					
	Triparty Repo/ Reverse Repo Instrument					
	Triparty Repo			95.51	0.53%	
	Total			95.51	0.53%	
	Exchange Traded Funds					
INF204KC1402	Nippon India Silver ETF		3,21,34,048	18,033.63	99.71%	
	Total			18,033.63	99.71%	
	OTHERS					
	Cash Margin - CCIL			0.62	0.00%	
	Total			0.62	0.00%	
	Net Current Assets			(42.91)	-0.24%	
	GRAND TOTAL			18,086.85	100.00%	

\$ Less Than 0.01% of NAV

SCHEME RISK-O-METER



BENCHMARK NAME - DOMESTIC PRICE OF SILVER
BENCHMARK RISK-O-METER



Monthly Portfolio Statement as on September 30,2022

ISIN	Name of the Instrument	Industry / Rating	Quantity	Market/Fair Value (Rs. in Lacs)	% to NAV	YIELD
Debt Instruments						
(a) Listed / awaiting listing on Stock Exchange						
Government Securities						
IN3120180010	8.05% State Government Securities	SOVEREIGN	71,77,000	7,335.49	51.62%	7.55%
IN4520200093	6.99% State Government Securities	SOVEREIGN	61,50,000	5,980.01	42.08%	7.59%
IN000629C072	GOI STRIPS (MD16/06/2028)	SOVEREIGN	5,48,000	361.57	2.54%	7.42%
IN1520170193	8.19% State Government Securities	SOVEREIGN	70,000	71.87	0.51%	7.57%
IN3620180064	8.53% State Government Securities	SOVEREIGN	20,000	20.83	0.15%	7.62%
IN2920180121	8.54% State Government Securities	SOVEREIGN	10,000	10.44	0.07%	7.58%
IN1620180035	8.57% State Government Securities	SOVEREIGN	10,000	10.44	0.07%	7.61%
IN2120180046	8.55% State Government Securities	SOVEREIGN	10,000	10.43	0.07%	7.60%
IN3320150607	8.71% State Government Securities	SOVEREIGN	10,000	10.38	0.07%	7.83%
	Subtotal			13,811.46	97.18%	
	(b) Privately placed / Unlisted			NIL	NIL	NIL
	Subtotal			NIL	NIL	NIL
	(c) Securitised Debt			NIL	NIL	
	Subtotal			NIL	NIL	
	Total			13,811.46	97.18%	
Money Market Instruments						
	Triparty Repo/ Reverse Repo Instrument					
	Triparty Repo			6.80	0.05%	
	Total			6.80	0.05%	
OTHERS						
	Cash/Margin - CCIL			0.19	0.00%	
	Total			0.19	0.00%	
	Net Current Assets			393.44	2.77%	
	GRAND TOTAL			14,211.89	100.00%	

\$ Less Than 0.01% of NAV

SCHEME RISK-O-METER



BENCHMARK NAME - CRISIL MEDIUM TO LONG TERM DEBT INDEX
 BENCHMARK RISK-O-METER



Monthly Portfolio Statement as on September 30, 2022

ISIN	Name of the Instrument	Industry / Rating	Quantity	Market/Fair Value (Rs. in Lacs)	% to NAV	YIELD
Debt Instruments						
(a) Listed / awaiting listing on Stock Exchange						
Government Securities						
IN1920160117	7.86% State Government Securities	SOVEREIGN	40,00,000	4,061.75	3.32%	7.45%
IN2120160105	7.76% State Government Securities	SOVEREIGN	35,43,700	3,578.23	2.93%	7.49%
IN2120160071	7.4% State Government Securities	SOVEREIGN	30,00,000	2,993.94	2.45%	7.45%
IN2220210214	6.24% State Government Securities	SOVEREIGN	30,00,000	2,882.67	2.36%	7.42%
IN1920160109	7.75% State Government Securities	SOVEREIGN	25,00,000	2,528.02	2.07%	7.45%
IN3420160043	7.63% State Government Securities	SOVEREIGN	25,00,000	2,513.04	2.05%	7.47%
IN1520160194	7.59% State Government Securities	SOVEREIGN	25,00,000	2,512.79	2.05%	7.45%
IN3320160309	7.2% State Government Securities	SOVEREIGN	25,00,000	2,475.70	2.02%	7.46%
IN2020200290	6.72% State Government Securities	SOVEREIGN	25,00,000	2,453.60	1.99%	7.43%
IN1520200347	6.58% State Government Securities	SOVEREIGN	25,00,000	2,420.26	1.98%	7.43%
IN3120160129	7.23% State Government Securities	SOVEREIGN	20,00,000	1,985.42	1.62%	7.44%
IN3320160259	7.24% State Government Securities	SOVEREIGN	20,00,000	1,985.36	1.62%	7.45%
IN2920160438	7.85% State Government Securities	SOVEREIGN	15,00,000	1,521.31	1.24%	7.47%
IN1920160091	7.59% State Government Securities	SOVEREIGN	15,00,000	1,507.80	1.23%	7.45%
IN2220160104	7.30% State Government Securities	SOVEREIGN	15,00,000	1,498.00	1.22%	7.43%
IN1520160186	7.19% State Government Securities	SOVEREIGN	15,00,000	1,486.02	1.22%	7.44%
IN1520160202	7.71% State Government Securities	SOVEREIGN	10,00,000	1,009.64	0.83%	7.45%
IN1620160292	7.64% State Government Securities	SOVEREIGN	10,00,000	1,006.98	0.82%	7.45%
IN1320160162	7.59% State Government Securities	SOVEREIGN	10,00,000	1,003.73	0.82%	7.48%
IN1920160075	7.15% State Government Securities	SOVEREIGN	10,00,000	988.38	0.81%	7.44%
IN2220160013	8.02% State Government Securities	SOVEREIGN	5,00,000	510.14	0.42%	7.44%
IN3320160184	7.86% State Government Securities	SOVEREIGN	5,00,000	506.33	0.41%	7.46%
IN1020160033	7.85% State Government Securities	SOVEREIGN	5,00,000	505.94	0.41%	7.48%
IN2020160148	7.77% State Government Securities	SOVEREIGN	5,00,000	505.93	0.41%	7.45%
IN1520160079	7.69% State Government Securities	SOVEREIGN	5,00,000	503.77	0.41%	7.46%
IN3120160087	7.62% State Government Securities	SOVEREIGN	5,00,000	502.67	0.41%	7.45%
IN2120160014	7.62% State Government Securities	SOVEREIGN	5,00,000	502.41	0.41%	7.47%
IN0020160050	6.84% Government of India	SOVEREIGN	5,00,000	500.71	0.41%	6.07%
IN1920160018	7.14% State Government Securities	SOVEREIGN	5,00,000	495.33	0.41%	7.41%
IN2020160098	7.15% State Government Securities	SOVEREIGN	5,00,000	495.09	0.40%	7.44%
IN3120160178	7.18% State Government Securities	SOVEREIGN	5,00,000	494.85	0.40%	7.44%
IN1020160096	7.62% State Government Securities	SOVEREIGN	4,19,400	421.44	0.34%	7.48%
Non Convertible Debentures						
INE053F07983	7.83% Indian Railway Finance Corporation Limited **	CRISIL AAA	1,135	11,511.20	9.41%	7.46%
INE020B08AA3	7.52% REC Limited **	CRISIL AAA	740	7,385.44	6.04%	7.57%
INE134E08I00	7.23% Power Finance Corporation Limited **	CRISIL AAA	500	4,935.58	4.04%	7.58%
INE134E08E1	8.02% Power Finance Corporation Limited **	CRISIL AAA	450	4,563.19	3.73%	7.55%
INE514E08FQ5	7.62% Export Import Bank of India **	CRISIL AAA	400	4,020.26	3.29%	7.46%
INE134E08L1	7.13% Power Finance Corporation Limited	CRISIL AAA	400	3,946.86	3.23%	7.55%
INE848E07AU1	7.38% NHPC Limited **	ICRA AAA	1,650	3,284.34	2.69%	7.50%
INE752E07OC4	7.36% Power Grid Corporation of India Limited **	CRISIL AAA	300	2,994.58	2.45%	7.41%
INE942A08602	6.14% Indian Oil Corporation Limited **	CRISIL AAA	300	2,851.68	2.33%	7.49%
INE752E07NS2	8.1% Power Grid Corporation of India Limited **	CRISIL AAA	250	2,553.22	2.09%	7.41%
INE514E08FB6	8.02% Export Import Bank of India **	CRISIL AAA	250	2,540.53	2.08%	7.46%
INE020B08AH8	7.95% REC Limited **	CRISIL AAA	250	2,531.34	2.07%	7.59%
INE733E07KE8	7.58% NTPC Limited **	CRISIL AAA	250	2,509.61	2.05%	7.46%
INE733E07KA6	8.05% NTPC Limited **	CRISIL AAA	180	1,831.44	1.50%	7.46%
INE752E07MS4	8.4% Power Grid Corporation of India Limited **	CRISIL AAA	150	1,545.27	1.26%	7.41%
INE733E07KC2	8.1% NTPC Limited **	CRISIL AAA	150	1,528.98	1.25%	7.46%
INE752E07MA2	8.93% Power Grid Corporation of India Limited **	CRISIL AAA	100	1,051.43	0.86%	7.41%
INE134E08IT9	7.6% Power Finance Corporation Limited **	CRISIL AAA	100	1,007.32	0.82%	7.53%
INE848E07AB1	7.52% NHPC Limited **	CARE AAA	100	1,000.82	0.82%	7.48%
INE848E07AP1	7.5% NHPC Limited **	ICRA AAA	500	1,000.63	0.82%	7.48%
INE848E07AL0	7.35% NHPC Limited **	ICRA AAA	100	995.74	0.81%	7.48%
INE752E07JN1	9.25% Power Grid Corporation of India Limited **	ICRA AAA	50	532.95	0.44%	7.43%
INE134E08IX1	7.75% Power Finance Corporation Limited **	CRISIL AAA	50	506.58	0.41%	7.54%
INE514E08FJ0	7.25% Export Import Bank of India **	CRISIL AAA	50	495.04	0.40%	7.51%
INE752E08688	6.05% Power Grid Corporation of India Limited **	CRISIL AAA	50	474.23	0.39%	7.43%
INE752E07KL3	8.85% Power Grid Corporation of India Limited **	CRISIL AAA	20	262.17	0.21%	7.41%
Subtotal				1,16,198.68	94.98%	
(b) Privately placed / Unlisted					NIL	NIL
Subtotal					NIL	NIL
(c) Securitised Debt					NIL	NIL
Subtotal					NIL	NIL
Total				1,16,198.68	94.98%	
Money Market Instruments						
Triparty Repo/ Reverse Repo Instrument						
Triparty Repo				2,505.20	2.05%	
Total				2,505.20	2.05%	
OTHERS						
Cash Margin - CCIL				2.76	0.00%	
Total				2.76	0.00%	
Net Current Assets				3,591.06	2.97%	
GRAND TOTAL				1,22,297.70	100.00%	

** Non Traded Securities/Liquid Securities
\$ Less Than 0.01% of NAV

BENCHMARK NAME - NIFTY AAA CPSE BOND PLUS SDI APR 2027 60-40 INDEX
BENCHMARK RISK-O-METER

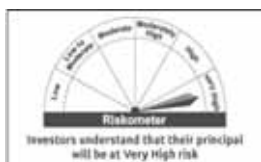
SCHEME RISK-O-METER



Monthly Portfolio Statement as on September 30,2022

ISIN	Name of the Instrument	Industry / Rating	Quantity	Market/Fair Value (Rs. in Lacs)	% to NAV	YIELD
Equity & Equity related						
(a) Listed / awaiting listing on Stock Exchanges						
INE239A01016	Nestle India Limited	Food Products	1,061	203.13	4.60%	
INE216A01030	Britannia Industries Limited	Food Products	4,828	185.54	4.20%	
INE154A01025	ITC Limited	Diversified FMCG	54,952	182.55	4.13%	
INE044A01036	Sun Pharmaceutical Industries Limited	Pharmaceuticals & Biotechnology	18,929	179.57	4.06%	
INE735E01010	NTPC Limited	Power	1,06,135	169.44	3.83%	
INE647A01010	SRF Limited	Chemicals & Petrochemicals	6,755	169.11	3.83%	
INE397D01024	Bharti Airtel Limited	Telecom - Services	20,966	167.71	3.79%	
INE280A01028	Titan Company Limited	Consumer Durables	6,325	164.89	3.73%	
INE030A01027	Hindustan Unilever Limited	Diversified FMCG	6,089	164.19	3.71%	
INE123W01016	SBI Life Insurance Company Limited	Insurance	13,024	162.96	3.68%	
INE050A01026	Cipla Limited	Pharmaceuticals & Biotechnology	14,445	161.05	3.64%	
INE318A01026	Pidilite Industries Limited	Chemicals & Petrochemicals	5,940	159.80	3.62%	
INE018A01030	Larsen & Toubro Limited	Construction	8,557	158.11	3.58%	
INE090A01021	ICICI Bank Limited	Banks	17,900	154.30	3.49%	
INE101A01026	Mahindra & Mahindra Limited	Automobiles	12,115	153.04	3.48%	
INE016A01026	Dabur India Limited	Personal Products	26,587	152.33	3.45%	
INE752E01010	Power Grid Corporation of India Limited	Power	70,157	146.87	3.37%	
INE761H01022	Page Industries Limited	Textiles & Apparels	283	143.39	3.24%	
INE467B01029	Tata Consultancy Services Limited	IT - Software	4,629	139.08	3.15%	
INE196A01026	Marico Limited	Personal Products	24,726	132.99	3.01%	
INE192A01025	Tata Consumer Products Limited	Agricultural Food & other Products	16,537	132.77	3.00%	
INE079A01024	Ambuja Cements Limited	Cement & Cement Products	24,919	126.46	2.91%	
INE002A01018	Reliance Industries Limited	Petroleum Products	5,315	126.38	2.86%	
INE176B01034	Havells India Limited	Consumer Durables	9,315	125.62	2.84%	
INE009A01021	Infosys Limited	IT - Software	8,554	120.91	2.74%	
INE854D01024	United Spirits Limited	Beverages	14,065	118.47	2.68%	
INE003A01024	Siemens Limited	Electrical Equipment	4,257	117.95	2.67%	
INE860A01027	HCL Technologies Limited	IT - Software	11,498	107.20	2.43%	
INE259A01022	Colgate Palmolive (India) Limited	Personal Products	6,372	103.83	2.35%	
INE540L01014	Alkem Laboratories Limited	Pharmaceuticals & Biotechnology	2,344	76.82	1.74%	
Subtotal				4,410.98	99.81%	
(b) UNLISTED						
Subtotal				NIL	NIL	NIL
Total				4,410.98	99.81%	NIL
Money Market Instruments						
Triparty Repo/ Reverse Repo Instrument						
Triparty Repo				51.62	1.17%	
Total				51.62	1.17%	
OTHERS						
Cash Margin - CCIL				0.67	0.02%	
Total				0.67	0.02%	
Net Current Assets				(43.61)	-1.00%	
GRAND TOTAL				4,418.66	100.00%	

SCHEME RISK-O-METER



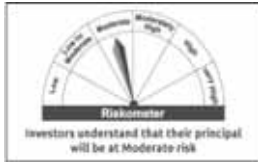
BENCHMARK NAME - NIFTY ALPHA LOW VOLATILITY 30 TR
BENCHMARK RISK-O-METER



Monthly Portfolio Statement as on September 30,2022

ISIN	Name of the Instrument	Industry / Rating	Quantity	Market/Fair Value (Rs. in Lacs)	% to NAV	YIELD
	Debt Instruments					
	(a) Listed / awaiting listing on Stock Exchange					
	Government Securities					
IN1520170045	7.52% State Government Securities	SOVEREIGN	45,00,000	4,513.19	74.16%	7.44%
IN000627C058	6.80% GOI (MD15/12/2060)-Strips (C)-(MD15/06/2027)	SOVEREIGN	10,07,800	714.11	11.73%	7.46%
IN000627C074	GOI STRIPS (MD16/06/2027)	SOVEREIGN	1,31,500	93.16	1.53%	7.46%
	Subtotal			5,320.46	87.42%	
	(b) Privately placed / Unlisted			NIL	NIL	NIL
	Subtotal			NIL	NIL	NIL
	(c) Securitised Debt					
	Subtotal			NIL	NIL	
	Total			5,320.46	87.42%	
	Money Market Instruments					
	Triparty Repo/ Reverse Repo Instrument					
	Triparty Repo			643.10	10.57%	
	Total			643.10	10.57%	
	OTHERS					
	Cash Margin - CCIL			3.46	0.06%	
	Total			3.46	0.06%	
	Net Current Assets			118.51	1.95%	
	GRAND TOTAL			6,085.53	100.00%	

SCHEME RISK-O-METER



BENCHMARK NAME - NIFTY MEDIUM TO LONG DURATION DEBT INDEX
BENCHMARK RISK-O-METER



Security matured and default beyond its maturity date as on 30th September 2022 (forming part of net current assets) is as follows :

Index

Nippon India Fixed Horizon Fund - XXXII - Series 10

ISIN	Name of the Instrument	Value of security considered under Net Current Assets (Rs. In Lakhs)	% of Value of security considered under Net Current Assets to Net Assets	Total amount due including interest (Rs. In Lakhs)
INE217K07AB6	8.7% Reliance Home Finance Ser I Tran I (MD03/01/2020) - Matured #	-	0.00%	565.24

Nippon India Fixed Horizon Fund - XXXI - Series 1f

ISIN	Name of the Instrument	Value of security considered under Net Current Assets (Rs. In Lakhs)	% of Value of security considered under Net Current Assets to Net Assets	Total amount due including interest (Rs. In Lakhs)
INE217K07A11	8.64% Reliance Home Fin Ltd Annl Comp (MD25/05/20) - Matured #	-	0.00%	663.69

Nippon India Fixed Horizon Fund - XXXII - Series 4

ISIN	Name of the Instrument	Value of security considered under Net Current Assets (Rs. In Lakhs)	% of Value of security considered under Net Current Assets to Net Assets	Total amount due including interest (Rs. In Lakhs)
INE217K07A11	8.64% Reliance Home Fin Ltd Annl Comp (MD25/05/20) - Matured #	-	0.00%	1,926.02

Nippon India Fixed Horizon Fund - XXXIII - Series 1

ISIN	Name of the Instrument	Value of security considered under Net Current Assets (Rs. In Lakhs)	% of Value of security considered under Net Current Assets to Net Assets	Total amount due including interest (Rs. In Lakhs)
INE217K07A11	8.64% Reliance Home Fin Ltd Annl Comp (MD25/05/20) - Matured #	-	0.00%	1,099.65

Nippon India Fixed Horizon Fund - XXXIII - Series 1

ISIN	Name of the Instrument	Value of security considered under Net Current Assets (Rs. In Lakhs)	% of Value of security considered under Net Current Assets to Net Assets	Total amount due including interest (Rs. In Lakhs)
INE217K07A11	8.64% Reliance Home Fin Ltd Annl Comp (MD25/05/20) - Matured #	-	0.00%	1,782.87

Nippon India Fixed Horizon Fund - XXXIII - Series 1

ISIN	Name of the Instrument	Value of security considered under Net Current Assets (Rs. In Lakhs)	% of Value of security considered under Net Current Assets to Net Assets	Total amount due including interest (Rs. In Lakhs)
INE217K07A11	8.64% Reliance Home Fin Ltd Annl Comp (MD25/05/20) - Matured #	-	0.00%	1,171.23

Nippon India Fixed Horizon Fund - XXXIV - Series 1

ISIN	Name of the Instrument	Value of security considered under Net Current Assets (Rs. In Lakhs)	% of Value of security considered under Net Current Assets to Net Assets	Total amount due including interest (Rs. In Lakhs)
INE217K07A11	8.64% Reliance Home Fin Ltd Annl Comp (MD25/05/20) - Matured #	-	0.00%	780.82

Nippon India Fixed Horizon Fund - XXXIV - Series 1

ISIN	Name of the Instrument	Value of security considered under Net Current Assets (Rs. In Lakhs)	% of Value of security considered under Net Current Assets to Net Assets	Total amount due including interest (Rs. In Lakhs)
INE217K07A11	8.64% Reliance Home Fin Ltd Annl Comp (MD25/05/20) - Matured #	-	0.00%	409.93

Nippon India Fixed Horizon Fund - XXXIV - Series 1

ISIN	Name of the Instrument	Value of security considered under Net Current Assets (Rs. In Lakhs)	% of Value of security considered under Net Current Assets to Net Assets	Total amount due including interest (Rs. In Lakhs)
INE217K07A11	8.64% Reliance Home Fin Ltd Annl Comp (MD25/05/20) - Matured #	-	0.00%	650.68

Nippon India Fixed Horizon Fund - XXXIV - Series 10

ISIN	Name of the Instrument	Value of security considered under Net Current Assets (Rs. In Lakhs)	% of Value of security considered under Net Current Assets to Net Assets	Total amount due including interest (Rs. In Lakhs)
INE217K07A11	8.64% Reliance Home Fin Ltd Annl Comp (MD25/05/20) - Matured #	-	0.00%	260.27

Nippon India Fixed Horizon Fund - XXXII - Series 1

ISIN	Name of the Instrument	Value of security considered under Net Current Assets (Rs. In Lakhs)	% of Value of security considered under Net Current Assets to Net Assets	Total amount due including interest (Rs. In Lakhs)
INE217K07A11	8.64% Reliance Home Fin Ltd Annl Comp (MD25/05/20) - Matured #	-	0.00%	325.34

Nippon India Fixed Horizon Fund - XXXII - Series 1

ISIN	Name of the Instrument	Value of security considered under Net Current Assets (Rs. In Lakhs)	% of Value of security considered under Net Current Assets to Net Assets	Total amount due including interest (Rs. In Lakhs)
INE217K07A11	8.64% Reliance Home Fin Ltd Annl Comp (MD25/05/20) - Matured #	-	0.00%	260.27

Nippon India Fixed Horizon Fund - XXXII - Series 1

ISIN	Name of the Instrument	Value of security considered under Net Current Assets (Rs. In Lakhs)	% of Value of security considered under Net Current Assets to Net Assets	Total amount due including interest (Rs. In Lakhs)
INE217K07A11	8.64% Reliance Home Fin Ltd Annl Comp (MD25/05/20) - Matured #	-	0.00%	455.48

Securities classified as below investment grade or default

Notes

Yield for below investment grade securities are not provided, as the same has been valued on hair cut provided by valuation ager