

March 10, 2024

BSE Limited
Department of Corporate Services
1st Floor, New Trading Ring
Rotunda Building, P J Towers
Dalal Street, Fort,
Mumbai – 400 001

National Stock Exchange of India Limited
Exchange Plaza
Plot No.C-1, G Block
Bandra-Kurla Complex
Bandra (East)
Mumbai – 400 051

Security Code: **523405**

Symbol: **JMFINANCIL**

Dear Sirs,

Sub: Company Update

Pursuant to Regulation 30 of the Securities and Exchange Board of India (Listing Obligations and Disclosure Requirements) Regulations, 2015, please find enclosed herewith a copy of the presentation giving update about the Company.

The said presentation is also available on the website of the Company at <https://www.jmfl.com/investor-relations/overview>.

We request you to kindly take the above on your record and disseminate the same on your website, as you may deem appropriate.

Thank you.

Yours truly,
For **JM Financial Limited**

Dimple Mehta
Company Secretary & Compliance Officer

Encl.: as above

A Legacy of **Excellence**
built with **Integrity**

A Future of **Purpose**
led by **Innovation**



JM Financial Limited – Update

Disclaimer/ Safe Harbor

This presentation and the following discussion may contain certain words or phrases that are “forward looking statements” by JM Financial Limited (together with its subsidiaries and associates), referred to as (“JM Financial” or “JMFL” or “the Company”) that are not historical in nature. These forward looking statements, which may include statements relating to future results of operations, financial conditions, business prospects, plans and objectives are based on the current beliefs, assumptions, expectations, estimates and projections of the management of JMFL about the businesses, industry and markets in which JMFL operates. These statements are not guarantees of future performance and are subject to known and unknown risks, uncertainties and other factors, some of which are beyond JMFL’s control and difficult to predict, that could cause actual results, performance or achievements to differ materially from those in the forward looking statements. These risks and uncertainties include the effect of economic and political conditions in India and outside India, volatility in interest rates and in the securities market, internal or external fraud, new regulations and Government policies that may impact the businesses of JMFL as well as the ability to implement its strategies. Such statements are not and should not be construed as a representation of future performance or achievements of JMFL. In particular, such statements should not be regarded as a projection of future performance of JMFL. The information contained herein is current as of its date and there is no obligation to update, modify and/or amend this presentation or to otherwise notify the recipient if information, opinion, projection, forecast or estimate set forth herein, changes or subsequently becomes inaccurate. However, the Company may alter, modify and/or otherwise change in any manner the content of this presentation, without obligation to notify any person of such change or changes. The numbers have also been rounded off in the interest of easier understanding. Numbers have been re-casted, wherever required. All information in this presentation has been prepared solely by JMFL and has not been independently verified by anyone else. This presentation is for information purposes only and does not constitute an offer and/or recommendation to buy or sell any securities or any financial products offered by JMFL. Any action taken by you on the basis of the information contained herein is your responsibility alone and JMFL and/or its directors or employees will not be liable in any manner, whatsoever, for the consequences of such action taken by you. By accessing this presentation, you are agreeing to be bound by the above restrictions.

JM Financial Group : Five Decades in Financial Services Business

• Liquidity, Leverage and Capitalization

- **Liquidity** : Group-wide liquidity of ~Rs. 4,764 crore (41% of Networth as of December 31, 2023) apart from short term loan assets
- **Low Leverage** : Gross Debt / Equity : 1.5x and Net Debt / Equity : 1.2x as of December 31, 2023. ~80% of borrowing is from long term sources
- **Strong equity cushion in the business** : Equity base of Rs. 11,602 crore as of December 31, 2023 (equity base has almost doubled, whereas leverage has increased by ~Rs. 2,266 crore since FY 2018)

• Track Record

- Successfully navigated through the uncertainties arising from demonetization, NBFC funding crisis, credit defaults, Covid-19 etc.
- Presence of five decades in financial services business, strong commitment to all stakeholders

• Diversified business profile

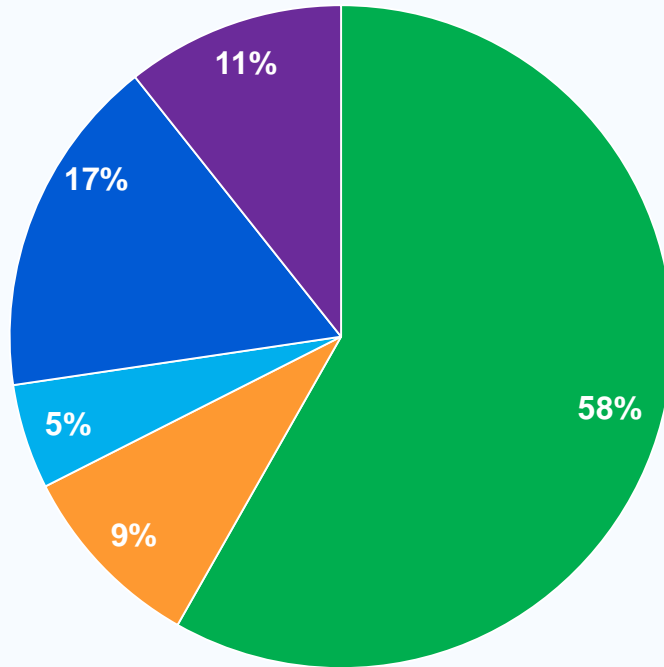
- Healthy mix of net interest and net non-interest income (~67% of net revenue for 9MFY24 from net non-interest income)

• Next steps after recent developments

- Fully co-operate with regulators on the next steps
- Focus on other business activities in the normal course
- Considering to buyback a portion of commercial paper maturities

Liquidity Position as of March 7, 2024

Break up of liquid assets



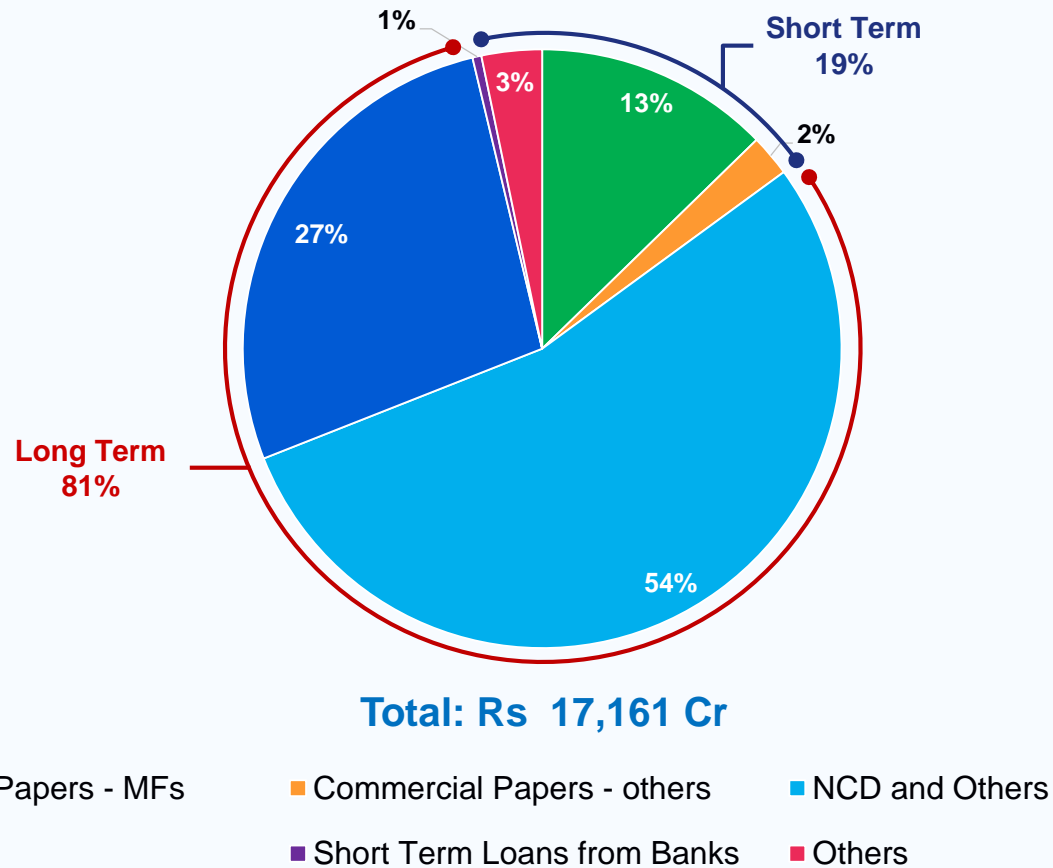
Total: Rs 4,764 Cr

- Mutual Fund (Liquid and Overnight Schemes)
- Gsec/State Dev Loans/T-bills
- Corporate Bonds and Debt MFs
- Bank and Fixed Deposits (unliened)
- Listed Instruments - Equity, REIT, Arbitrage Assets

- Strong liquidity position
- Liquid assets can be realized into cash at short notice
- Over and above liquid assets, the Group has diverse short term assets across businesses
- Strong pre-payments expected
- Leverage of broking entities is backed by deposits placed with exchanges for trading / margin requirement and short term assets

Borrowing Profile as of March 7, 2024

Break up of borrowing by instrument

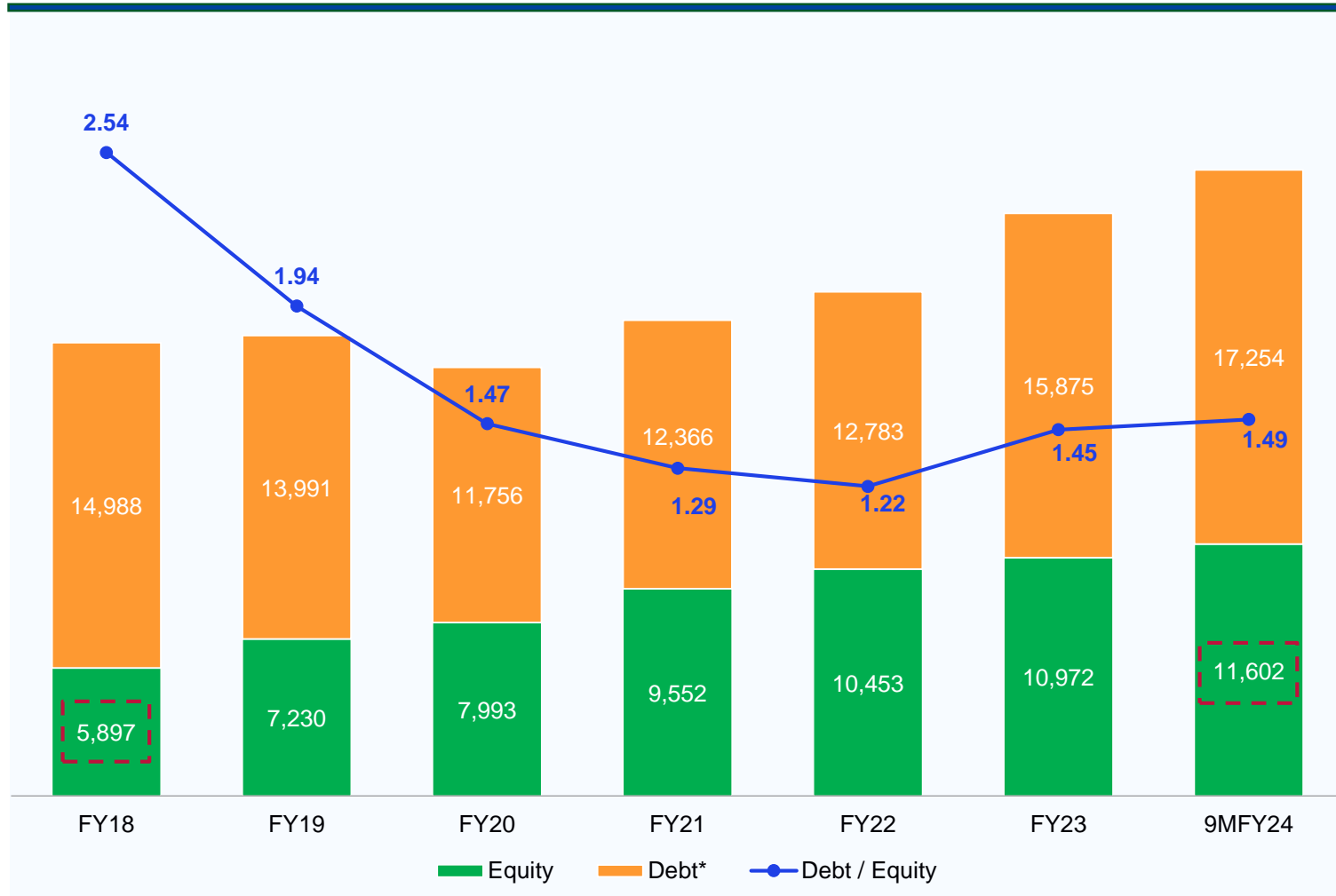


Long term rating (ex JMF ARC) is AA (Stable) and Short term rating is A1+

- No CP borrowing in JM Financial Asset Reconstruction Company, JM Financial Credit Solutions and JM Financial Home Loans
- Short term borrowing is primarily in JM Financial Services and JM Financial Products and backed by short term assets / fixed deposits placed with exchanges

Strong Equity Capital in the business : Equity base has doubled over last 5 years

Debt / Equity – Leverage



- Overall Group Network has doubled over the last 5 years due to strong profitability and external capital raise
- Debt has increased by 15% over last 5 years
- Debt / Equity ratio is much lower than FY18

Annexure

ALM Statement as of March 7, 2024

JM Financial Limited (Consolidated) – Adequate assets for all liabilities

Estimated Repayment of liabilities out of existing Cashflow (Rs. in Crore)						
Particulars	March-24*	Q1FY25	Q2FY25	Q3FY25	Q4FY25	Total
Opening Liquidity (MFs, bank balance & FDs)	3,218	5,631	5,470	6,290	6,522	3,218
G-sec, SDLs and treasury bills	244	-	-	-	-	244
Other liquid investments	1,302	-	-	-	-	1,302
Total Liquidity (A)	4,764	5,631	5,470	6,290	6,522	4,764
INFLOW:						
1. Assets repayments (including Interest)	1,501	1,705	2,276	1,253	1,496	8,231
2. Sale of Investments / bonds / SR	245	130	184	136	383	1,077
Total Inflow (B)	1,746	1,835	2,460	1,389	1,878	9,308
OUTFLOW:						
1. Repayment towards CP from MFs	383	698	100	200	800	2,181
2. Repayment towards CP from others	25	360	-	-	-	385
3. Repayment towards ICD	25	-	10	5	-	40
4. Repayment towards NCD	-	285	906	234	306	1,731
5. Repayment towards term Loan	340	336	331	321	322	1,649
6. Interest Payments	105	317	295	397	344	1,458
Total Outflow (C)	878	1,996	1,641	1,157	1,772	7,444
Closing liquidity (D) = (A + B - C)	5,631	5,470	6,290	6,522	6,628	6,628

Notes: Apart from the above liquidity, there are undrawn credit lines of ~Rs. 123 crore
The above numbers are management estimates and unaudited
No fresh disbursements / investments and borrowings are assumed during the aforesaid period
* As of March 7, 2024