

November 01, 2023

BSE Ltd Phiroze Jeejeebhoy Towers 21 st Floor, Dalal Street Mumbai 400 001. Scrip Code :: 523204 Through :: BSE Listing Centre	National Stock Exchange of India Ltd Exchange Plaza, 5 th Floor Plot No :: C/1 G Block Bandra – Kurla Complex Bandra (E), Mumbai 400 051 Scrip Code :: ABAN Through :: NEAPS
---	---

Dear Sir / Madam,

Sub: Outcome of Board Meeting

Unaudited Standalone and Consolidated Financial Results for the Quarter /Half Year ended 30th September 2023.

Pursuant to Regulation 33 of SEBI (Listing Obligations and Disclosure Requirements) Regulations, 2015, we wish to inform that the Board of Directors of the Company at its meeting held today i.e., 01st November 2023 have approved the Un-Audited Standalone and Consolidated Results for the Quarter and Half Year ended 30th September 2023.

The Board meeting commenced at 11.30 AM (IST) and concluded at 15.35 hours (IST)

Kindly take the information on record.

Thanking you

Yours truly

For **Aban Offshore Limited**

S N Balaji
Deputy General Manager (Legal) & Secretary

(Copy enclosed herewith)

FORD RHODES PARKS & CO. LLP

CHARTERED ACCOUNTANTS

Shakthi Towers III
E1 & E2, Sixth Floor,
766. Anna Salai, Chennai - 600002.
Tamilnadu, India

Phone : 2851 4498 / 4778 9106
e-mail : frpchennai@gmail.com
frpco@fordrhodesparks.com
website : www.fordrhodesparks.com

INDEPENDENT AUDITOR'S LIMITED REVIEW REPORT OF THE STANDALONE UNAUDITED QUARTERLY FINANCIAL RESULTS OF M/S ABAN OFFSHORE LIMITED, CHENNAI, INDIA FOR THE QUARTER AND HALF-YEAR ENDED 30TH SEPTEMBER 2023, PURSUANT TO REGULATION 33 OF THE SEBI (LISTING OBLIGATIONS AND DISCLOSURE REQUIREMENTS) REGULATIONS, 2015:

To
The Board of Directors
Aban Offshore Limited
113 'Janpriya Crest'
Pantheon Road, Egmore
Chennai 600008
Tamilnadu
India

1. We have reviewed the accompanying statement of unaudited standalone financial results of M/s **Aban Offshore Limited** ("the Company") for the quarter and six months ending 30th September 2023. ("The Statement") attached herewith, being submitted by the Company pursuant to the requirements of Regulation 33 of the SEBI (Listing Obligations and Disclosure Requirements) Regulations, 2015, as amended (the "Listing Regulations").

2. The accompanying Statement, which is the responsibility of the Company's Management and approved by the Company's Board of Directors, has been prepared in accordance with the recognition and measurement principles laid down in Indian Accounting Standard 34, (Ind AS 34) 'Interim Financial Reporting', prescribed under Section 133 of the Companies Act, 2013, as amended, read with relevant rules issued thereunder and other accounting principles generally accepted in India. Our responsibility is to issue a report on the Statement based on our review.



Page 1 of 3

Ford, Rhodes, Parks & Co., a partnership firm with Registration No. BA 61078 converted into Ford Rhodes Parks & Co.LLP with LLP Registration No : AAE-4990 with effect from August 04. 2015

Also at : BENGALURU • HYDERABAD • KOLKATA • MUMBAI

FORD RHODES PARKS & CO. LLP

3. We conducted our review of the statement in accordance with the Standard on Review Engagements (SRE) 2410, '*Review of Interim Financial Information performed by the Independent Auditor of the Entity*' issued by the Institute of Chartered Accountants of India. This standard requires that we plan and perform the review to obtain moderate assurance as to whether the Statement is free of material misstatement. A review of interim financial information consists of making inquiries, primarily of persons responsible for financial and accounting matters, and applying analytical and other review procedures to financial data. A review is substantially less in scope than an audit conducted in accordance with Standards on Auditing and consequently does not enable us to obtain assurance that we would become aware of all significant matters that might be identified in an audit. Accordingly, we do not express an audit opinion.

4. Based on our review conducted as above, nothing has come to our attention that causes us to believe that the accompanying statement of unaudited financial results prepared in accordance with the applicable accounting standards and other recognized accounting practices and policies has not disclosed the information required to be disclosed in terms of Regulation 33 of the Listing Regulations including the manner in which it is to be disclosed, or that it contains any material misstatement.

5. Material uncertainty relating to Going Concern:

The Company has accumulated losses on account of which the net worth is eroded. Also, current liabilities exceeded current assets and the company has defaulted in respect of instalments and payment of interest on term loans. These situations indicate that material uncertainty exists that may cast significant doubt on the company's ability to continue as a going concern. However, the Management believes that the use of the going concern assumption on the preparation of the financial statements of the Company is still appropriate in view of its continuing discussions with its lenders to obtain approval for and implementation of an appropriate debt resolution plan and that the Company is continuing to be in operation at present and also in the foreseeable future.

Our conclusion is not modified with respect to this matter.



FORD RHODES PARKS & CO. LLP

6. Non-Receipt of Bank Balance Confirmations:

Though the Company authorized its bankers to send balance confirmation to us directly, we did not receive any direct confirmations except for one account with a minor balance. The company is unable to obtain and provide bank balance confirmations for the Company's bank balances (current account and deposit accounts) of INR 16.09 million (out of total bank balances of INR 27.29 million) and the Company's outstanding bank borrowings from two banks (term loans) amounting to INR 3948.14 million as of 30th September 2023. In our opinion, there are no other practicable authentic audit procedures available to us to verify these bank balances and transactions. In addition, we are unable to verify the completeness of the company's transactions with the banks for the aforesaid bank balances and bank borrowings. As a result, we are unable to determine whether any adjustments and disclosures might have been found necessary in respect of unrecorded and/or undisclosed transactions, facilities, and information with the banks for the six-month period April 2023 – September 2023.

Our conclusion is not modified with respect to this matter.

For Ford Rhodes Parks & Co. LLP

Chartered Accountants

ICAI – Registration No: 102860W / W100089


Ramaswamy Subramanian

Partner

Membership No: 016059

Place: Chennai

Date: November 01, 2023

ICAI UDIN: 23016059BGYZLC8916




Aban Offshore Limited



STATEMENT OF UNAUDITED STANDALONE FINANCIAL RESULTS
FOR THE QUARTER & HALF YEAR ENDED 30TH SEPTEMBER 2023

Rs. Millions

PARTICULARS	QUARTER ENDED 30.09.2023 (UNAUDITED)	QUARTER ENDED 30.06.2023 (UNAUDITED)	QUARTER ENDED 30.09.2022 (UNAUDITED)	HALF YEAR ENDED 30.09.2023 (UNAUDITED)	HALF YEAR ENDED 30.09.2022 (UNAUDITED)	YEAR ENDED 31.03.2023 (AUDITED)
1. INCOME						
INCOME FROM OPERATIONS	172.03	237.16	221.29	409.19	434.63	759.94
OTHER INCOME	22.81	26.66	27.66	49.47	50.24	149.02
TOTAL INCOME	194.84	263.82	248.95	458.66	484.87	908.96
2. EXPENSES						
COST OF MATERIALS CONSUMED	0.29	0.06	10.84	0.35	20.37	31.00
EMPLOYEE BENEFITS EXPENSE	21.49	28.31	26.88	49.80	52.38	91.72
FINANCE COSTS	159.90	158.93	173.23	318.83	373.36	691.51
DEPRECIATION AND AMORTISATION EXPENSES	97.21	95.93	100.81	193.14	197.05	381.56
IMPAIRMENT LOSS / WRITE OFF OF RECEIVABLES	310.12	577.05	-	887.17	-	667.64
IMPAIRMENT LOSS OF PROPERTY, PLANT AND EQUIPMENT / ASSET HELD FOR SALE	-	-	-	-	-	209.09
INVENTORY WRITE DOWN	-	-	-	-	-	81.94
OTHER EXPENDITURE	152.42	70.02	285.30	222.44	499.27	699.00
TOTAL EXPENSES	741.43	930.30	597.06	1,671.73	1,142.43	2,853.46
3. PROFIT / (LOSS) FROM ORDINARY ACTIVITIES AFTER FINANCE COSTS BUT BEFORE EXCEPTIONAL ITEMS (1-2)	(546.59)	(666.48)	(348.11)	(1,213.07)	(657.56)	(1,944.50)
4. EXCEPTIONAL ITEMS (Profit / (Loss)) :	-	-	933.12	-	933.12	933.12
5. LOSS FROM ORDINARY ACTIVITIES BEFORE TAX (3-4)	(546.59)	(666.48)	585.01	(1,213.07)	275.56	(1,011.38)
6. TAX EXPENSES						
-CURRENT TAX	-	-	-	-	-	-
-DEFERRED TAX (NET)	(0.02)	31.38	84.80	31.36	59.60	115.01
7. NET PROFIT/(LOSS) FROM ORDINARY ACTIVITIES AFTER TAX (5-6)	(546.57)	(697.86)	500.21	(1,244.43)	215.96	(1,126.39)
8. EXTRAORDINARY ITEMS (NET OF TAX EXPENSE)	-	-	-	-	-	-
9. NET LOSS FOR THE PERIOD FROM CONTINUING OPERATIONS (7-8)	(546.57)	(697.86)	500.21	(1,244.43)	215.96	(1,126.39)
10. LOSS BEFORE TAX FROM DISCONTINUED OPERATIONS	-	-	-	-	-	(23.53)
11. TAX EXPENSE / (CREDIT) FROM DISCONTINUED OPERATIONS	-	-	-	-	-	-
12. LOSS FOR THE PERIOD FROM DISCONTINUED OPERATIONS (10-11)	-	-	-	-	-	(23.53)
13. PROFIT / (LOSS) FOR THE PERIOD (9+12)	(546.57)	(697.86)	500.21	(1,244.43)	215.96	(1,149.92)
14. OTHER COMPREHENSIVE INCOME (NET OF TAX)	-	-	-	-	-	(7.57)
15. TOTAL COMPREHENSIVE INCOME / (LOSS) FOR THE PERIOD (13+14)	(546.57)	(697.86)	500.21	(1,244.43)	215.96	(1,157.49)
16. PAID UP EQUITY SHARE CAPITAL (Equity Share of Rs.2/-each)	116.73	116.73	116.73	116.73	116.73	116.73
17. Net worth	-	-	-	-	-	(8,806.17)
18. Reserves excluding Revaluation Reserves	-	-	-	-	-	(8,922.90)
19. (i) Basic and Diluted Earning per share (before extraordinary items) (of Rs. 2/- each) (not annualised)						
(a) From Continuing Operations	(9.36)	(11.96)	8.57	(21.32)	3.70	(19.31)
(b) From Discontinued Operations	-	-	-	-	-	(0.40)
(ii) Basic and Diluted Earning per share (after extraordinary items) (of Rs. 2/- each) (not annualised)						
(a) From Continuing Operations	(9.36)	(11.96)	8.57	(21.32)	3.70	(19.31)
(b) From Discontinued Operations	-	-	-	-	-	(0.40)




Regd. Office : Janpriya Crest, 113, Pantheon Road, Egmore, Chennai - 600 008. India
CIN : L01119TN1986PLC013473 Phone : (91) (44) 49060606 Fax : (91) (44) 28195527
e-mail : abanoffshore@aban.com website : www.abanoffshore.com



Balance Sheet as at 30th September 2023

Rs. Millions

Particulars	As at	As at
	30th September 2023	31st March 2023
ASSETS	Unaudited	Audited
Non-Current Assets		
Property, Plant and Equipment	549.67	739.46
Assets held for Sale	130.59	130.59
Financial Assets		
(i) Investments	128.14	128.14
(ii) Loans	295.00	295.00
(iii) Other financial assets	946.24	933.75
Deferred Tax Assets	433.00	464.36
Total-Non-current assets	2,482.64	2,691.30
Current assets		
Inventories	429.93	428.31
Financial Assets		
(i) Trade receivables	1,948.41	2,885.85
(ii) Cash and cash equivalents	13.83	15.50
(iii) Other Bank balances	-	-
(iv) Loans	573.80	553.55
(v) Other financial assets	240.27	247.94
Other current assets	16.94	17.43
Total-current assets	3,223.18	4,148.58
Total- Assets	5,705.82	6,839.88
EQUITY AND LIABILITIES		
Equity		
(i) Equity Share Capital	116.73	116.73
(ii) Other Equity	(10,167.34)	(8,922.90)
Total-Equity	(10,050.61)	(8,806.17)
LIABILITIES		
Non-current liabilities		
Financial Liabilities		
Employee benefit obligations	-	-
Deferred tax liabilities	-	-
Total-Non-Current Liabilities	-	-
Current liabilities		
Financial Liabilities		
(i) Borrowings	6,758.15	6,737.19
(ii) Trade payables		
a) Dues of Micro and Small Enterprises	-	-
b) Total Outstanding dues of other Creditors	3,023.89	3,038.12
(iii) Other financial liabilities	5,817.68	5,487.36
Employee benefit obligations	9.08	9.08
Other current liabilities	147.63	374.30
Total-Current Liabilities	15,756.43	15,646.05
Total-Liabilities	15,756.43	15,646.05
Total-Equity and Liabilities	5,705.82	6,839.88



★ Regd. Office : Janpriya Crest, 113, Pantheon Road, Egmore, Chennai - 600 008. India
 CIN : L01119TN1986PLC013473 Phone : (91) (44) 49060606 Fax : (91) (44) 28195527
 e-mail : abanoffshore@aban.com website : www.abanoffshore.com



Cash Flow Statement for the Half year ended 30th September 2023

	Half Year ended 30th September 2023 Rs. millions	Half Year ended 30th September 2022 Rs. millions
Cash Flow from operating activities		
Profit / (Loss) before tax from Continuing Operations	(1,213.07)	275.56
<u>Non cash adjustment to reconcile profit before tax to net cash flows</u>		
Depreciation/amortization	193.14	197.05
Finance Cost	318.83	373.36
Loss/(profit) on sale of fixed assets	(1.01)	(0.05)
Provision for Employee Benefits	-	2.13
Unrealized foreign exchange (gain)/loss	142.78	279.99
Interest Income	(21.01)	(0.38)
Bad Debts	887.17	-
Bank Working Capital Loan Waiver	-	(933.12)
Operating profit before working capital changes	306.83	194.54
<u>Movements in working capital:</u>		
Increase/(Decrease) in trade payables	(22.98)	14.04
Increase/(Decrease) in other current liabilities	(0.68)	2,057.65
Decrease/(Increase) in trade receivables	(289.45)	(882.64)
Decrease/(Increase) in inventories	(1.61)	134.20
Decrease/(Increase) in long term loans and advances	(0.72)	(4.97)
Decrease/(Increase) in short term loans and advances	8.92	(26.17)
Cash generated from operations	0.31	1,486.65
Direct taxes paid (net of refunds)	(11.76)	13.54
Net cash flow from operating activities (A)	(11.45)	1,500.19
Cash Flow from investing activities		
Purchase of tangible assets	(3.44)	(5.19)
Proceeds from sale of tangible assets	1.06	167.66
Interest received	-	0.02
Net cash flow from / (used in) investing activities (B)	(2.38)	162.49

	Half Year ended 30th September 2023 Rs. millions	Half Year ended 30th September 2022 Rs. millions
Cash Flow from financing activities		
Repayment of Long term borrowings	-	896.01
Repayment of loan by foreign subsidiary and other Group Companies/ (Loans extended to foreign subsidiary and other Group Companies)	12.19	-
Interest paid	-	(763.43)
Net cash used in financing activities (C)	12.19	(1,659.44)
Net increase / (decrease) in cash and cash equivalents (A+B+C)	(1.64)	3.24
Effect of exchange differences on cash and cash equivalents held in foreign currency	(0.03)	0.69
Cash and cash equivalents at the beginning of the year	15.50	28.35
Cash and cash equivalents at the end of the year	13.83	32.28
<i>Reconciliation of cash and cash equivalents as per the cash flow statement</i>		
Cash and cash equivalents as per above comprise of the following		
Cash and cash equivalents *	13.83	32.28
Balances per statement of cash flows	13.83	32.28

* Includes Restricted Cash balance - unpaid dividend liability

4.04




Notes:

- (i) The unaudited financial results were reviewed and recommended by the Audit Committee and were approved by the Board of Directors at their meeting held on 1st November 2023.
- (ii) The statement has been prepared in accordance with the Companies (Indian Accounting Standards) Rules 2015 (IND AS) prescribed under Section 133 of the Companies Act, 2013 and other recognised accounting principles and policies to the extent applicable.
- (iii) The Company operates in only one business segment i.e. Offshore Drilling.
- (iv) The standalone financial results have been subjected to limited review by the statutory auditors of the Company.
- (v) Clause 52 (6) of LODR disclosure – The Company hasn't redeemed its non-convertible redeemable preference shares on due dates and paid no dividend.

Place: Chennai
Date: 1st November 2023



For and on behalf of the Board



C.P. Gopalkrishnan
Dy. Managing Director & CFO

I. Pursuant to the requirements of SEBI circular dt 22nd Oct 2019, the Company has listed Non-Convertible Cumulative Redeemable Preference Shares: Regulation 52(4) of Securities Additional Information pursuant to Regulation 52 (4) of Securities and Exchange Board of India (Listing Obligation and Disclosure Requirements) Regulations, 2015 as amended based on Consolidated financial results as at and for the quarter ended 30th September 2023

Standalone

Ratio	Numerator	Denominator	Quarter Ended 30.09.2023	Quarter Ended 30.06.2023	Quarter Ended 30.09.2022	Half Year Ended 30.09.2023	Half Year Ended 30.09.2022	Year Ended 31.03.2023
Current Ratio (in times)	Total Current Assets	Total Current Liabilities	0.20	0.24	0.35	0.20	0.37	0.27
Debt-Equity Ratio (in times)	Debt consists of borrowings & lease Liabilities	Total Equity	-.Ve	-.Ve	-.Ve	-.Ve	-.Ve	-.Ve
Non-Convertible Cumulative Redeemable Preference Shares (Qty / value)			281 Million/ 2,810.00	281 Million/ 2,810.00	281 Million/ 2,810.00	281 Million/ 2,810.00	281 Million/ 2,810.00	281 Million/ 2,810.00
Capital Redemption Reserve (Rs. In Million)			2,810.00	2,810.00	2,810.00	2,810.00	2,810.00	2,810.00
Debt Service Coverage Ratio (in times)	Earning for Debt Service = Net Profit after Taxes + Non-Cash Operating Expenses + Interest + Other non-cash adjustments	Debt Service = Interest & Lease Payments + Principal Repayments	N.A.	1.53	0.47	N.A.	(0.99)	1.28
Return on Equity Ratio (in %)	Profit for the year less Preference Dividend (if any)	Average Total Equity	N.A.	N.A.	N.A.	N.A.	N.A.	N.A.
Trade Receivables Turnover Ratio (in times)	Revenue from Operations	Average Trade Receivables	0.07	0.08	0.06	0.17	0.12	0.25
Trade Payables Turnover Ratio (in times)	Cost of Equipment and software licences + Other Expenses	Average Trade Payables	0.05	0.02	0.16	0.07	0.16	0.21
Net Capital Turnover Ratio (in times)	Revenue from Operations	Average Capital Employed	-.Ve	-.Ve	-.Ve	-.Ve	-.Ve	-.Ve
Net Profit Ratio	Profit for the year	Revenue from Operations	-.Ve	-.Ve	2.26	-.Ve	0.50	-.Ve
Return of Capital Employed (in %)	Profit before tax and finance Costs	Capital Employed = Network + Lease Liabilities + Deferred Tax Liabilities	-.Ve	-.Ve	-.Ve	-.Ve	-.Ve	-.Ve
Return on Investment (in %)	Income generated from invested funds	Average invested funds in Treasury Investments	N.A.	N.A.	N.A.	N.A.	N.A.	N.A.

Place : Chennai
Date 1st November 2023



For and on behalf of the Board

C P Gopalkrishnan
Dy. Managing Director & CFO



Annexure-A

Pursuant to regulation 52(4) of the SEBI (Listing Obligations & Disclosure Requirements) Regulations, 2015 (Listing Regulations), we submit herewith the following information pertaining to the Non-convertible Cumulative Preference Shares:

1. Details of Outstanding Redeemable Preference Shares:

Sr. No.	Name of the Series	No. of Preference Shares in Millions	Amount of Issue (Rs. In Millions)
1	INE421A04097	45	450
2	INE421A04097	60	600
3	INE421A04071	55	550
4	INE421A04063	40	400
5	INE421A04055	20	200
6	INE421A04089	61	610

2. Credit Rating and change in Credit Rating (if any):

The Credit Rating in respect of the above mentioned series of Preference Shares is "CARE D (RPS) [Single D (Redeemable Preference Shares)]"

3. Asser cover available, in case of non-convertible Debt Securities: Not Applicable.

4. Debt –Equity Ratio (As at 30th September 2023) :

Standalone	-ve
Consolidated	-ve

Debt Equity ratio= (Long term debts+current maturities of long term debt)/Shareholders funds.



5. Previous due dates for payment of dividend and repayment of principal amount for Preference Shares :

The due date of payment of dividend and principal amount and the actual date of payment for the Quarter ended 30th September 2023: No dividend has been paid and no redemption during the Quarter ended 30th September 2023.

6. Next due dates for payment of dividend and repayment of principal amount:

The entire preference shares have become due for redemption and they have not been redeemed.

Dividend when recommended and declared will be paid within the prescribed timeline.

7. Debt Service Coverage Ratio: (Not Applicable – as there is no repayment of Principal and Interest)

Standalone	N.A.
Consolidated	N.A.

Debt service coverage ratio=EBIDTA/ (Interest expense + Current year principal repayments)

8. Interest Service Coverage Ratio:

Standalone	(2.42)
Consolidated	(0.19)

Interest service coverage ratio=EBIT/ Interest expense

9. Capital Redemption Reserve: As at 30th September 2023 - Rs 2,810 Million


10. Net worth: Forms part of Unaudited Standalone/Consolidated Financial Results

11. Net profit after tax: Forms part of Unaudited Standalone/Consolidated Financial Results


12. Earnings per share: Forms part of Unaudited Standalone /Consolidated Financial Results

A. Information pursuant to Regulation 52(6) of the Listing Regulations are given below:

Sr. No.	Particulars	Remarks
a.	Profit/(loss) for the Quarter ended 30 th Sept 2023	Please refer Notes to unaudited financial results forming part of this publication
b.	Free Reserves as on the Quarter ended of 30 th Sept 2023	
c.	Securities Premium account balance (if redemption of redeemable preference shares is to be done at premium ,such premium may be appropriated from securities premium account) Provided that disclosure on securities premium account balance may be provided only in a year in which non-convertible redeemable preference shares are due for redemption	



<p>d.</p>	<p>Track record of dividend payment on non-convertible redeemable preference shares.</p> <p>Provided that in case the dividend has been deferred at any time, then actual date of payment shall be disclosed.</p>	<p>Dividend on non-convertible redeemable preference shares for the period up to 31st March 2015 has been paid within the prescribed timeline. The subsequent payment has been deferred.</p>
<p>e.</p>	<p>Breach of any covenants under the terms of the non-convertible redeemable preference shares</p> <p>Provided that in case of listed entity is planning a fresh issuance of shares whose end use is servicing of the non-convertible redeemable preference shares (whether dividend or principal redemption), then the same shall be disclosed whenever the listed entity decided on such issuances.</p>	<p>Non-convertible cumulative redeemable preference shares due on 29th December 2014, 28th February 2015, 30th March 2015, 16th June 2015, 16th June 2016 and 3rd August 2016 have not been redeemed.</p>



FORD RHODES PARKS & CO. LLP

CHARTERED ACCOUNTANTS

Shakthi Towers III
E1 & E2, Sixth Floor,
766. Anna Salai, Chennai - 600002.
Tamilnadu, India

Phone : 2851 4498 / 4778 9106
e-mail : frpchennai@gmail.com
frpco@fordrhodesparks.com
website : www.fordrhodesparks.com

INDEPENDENT AUDITOR'S LIMITED REVIEW REPORT OF THE CONSOLIDATED UNAUDITED QUARTERLY FINANCIAL RESULTS OF M/S ABAN OFFSHORE LIMITED, CHENNAI, INDIA FOR THE QUARTER AND HALF YEAR ENDED 30TH SEPTEMBER 2023, PURSUANT TO REGULATION 33 OF THE SEBI (LISTING OBLIGATIONS AND DISCLOSURE REQUIREMENTS) REGULATIONS, 2015:

To
The Board of Directors
Aban Offshore Limited
113 'Janpriya Crest'
Pantheon Road, Egmore
Chennai 600008
Tamil Nadu, India

1. We have reviewed the accompanying statement of unaudited consolidated financial results ("the statement") of **M/s Aban Offshore Limited** ("the Holding Company") and its subsidiaries (the Holding Company and its subsidiaries together referred to as "the Group") for the quarter and half year ended 30th September 2023, being submitted by the Holding Company pursuant to the requirements of Regulation 33 of the SEBI (Listing Obligations and Disclosure Requirements) Regulations, 2015, as amended (the "Listing Regulations").

2. The accompanying statement, which is the responsibility of the Holding company's Management and approved by the Holding company's Board of Directors, has been prepared in accordance with the recognition and measurement principles laid down in Indian Accounting Standard 34 "Interim Financial Reporting" ("Ind AS 34"), prescribed under Section 133 of the Companies Act, 2013, and other accounting principles generally accepted in India. Our responsibility is to express a conclusion on the Statement based on our review.



Page 1 of 7

Ford, Rhodes, Parks & Co., a partnership firm with Registration No. BA 61078 converted into Ford Rhodes Parks & Co.LLP with LLP Registration No : AAE-4990 with effect from August 04. 2015

Also at : BENGALURU • HYDERABAD • KOLKATA • MUMBAI

FORD RHODES PARKS & CO. LLP

3. We conducted our review of the statement in accordance with the Standard on Review Engagements (SRE) 2410, '*Review of Interim Financial Information performed by the Independent Auditor of the Entity*' and also considering the requirements of Standard on Auditing (SA 600) on "Using the Work of Another Auditor" both issued by the Institute of Chartered Accountants of India. This standard requires that we plan and perform the review to obtain moderate assurance as to whether the Statement is free of material misstatement. A review of interim financial information consists of making inquiries, primarily of persons responsible for financial and accounting matters, and applying analytical and other review procedures. A review is substantially less in scope than an audit conducted in accordance with Standards on Auditing and consequently does not enable us to obtain assurance that we would become aware of all significant matters that might be identified in an audit. Accordingly, we do not express an audit opinion.

We also performed procedures in accordance with the Circular issued by the Securities and Exchange Board of India (SEBI) under Regulation 33 (8) of the Listing Regulations, to the extent applicable.

4. The Statement includes the results of the following entities:

- a. Aban Offshore Limited, India – Holding Company
- b. Aban Holdings Pte Ltd, Singapore - Wholly owned foreign subsidiary (including its 11 subsidiaries and 1 associate company)
- c. Aban Energies Ltd, India - Wholly owned Indian subsidiary.

5. Disclaimer Conclusion:

The basis for the disclaimer conclusion (para 5 A of this report) of the other auditor indicates the existence of material uncertainties that may cast doubt on the ability to continue as a going concern of the wholly owned foreign subsidiary Aban Holdings Pte Ltd and its subsidiary companies which is material to the Group. The said disclaimer of the other auditor and our observations on unaudited stand-alone financial statements (para 5 B of this report) cast significant doubt on the ability of the Group to continue as a going concern and on the appropriateness of the preparation of accompanying financial information of the Group as a going concern. However, the Management of the Group believes that the use of the going concern assumption or the preparation of the financial statements of the Group is still appropriate in view of its continuing discussions with its lenders to obtain approval for and implementation of an appropriate debt resolution plan and that the Group is continuing to be in operation at present and also in the foreseeable future.

Our conclusion is not modified with respect to this matter.



FORD RHODES PARKS & CO. LLP

The Basis for Our Disclaimer Conclusion:

5A. Relating to the wholly owned foreign subsidiary

In the case of the wholly owned foreign subsidiary of the company Aban Holdings Pte Ltd, Singapore, and its subsidiary companies whose condensed interim financial information has been reviewed by other auditors “CLA Global TS Public Accounting Corporation - Formerly Nexia TS, Public accountants and Chartered Accountants, Singapore” have expressed disclaimer conclusion on such condensed interim financial information for the financial period from 1st April 2023 to 30th September 2023, which is reproduced below:

Beginning of Reproduction of the other auditor’s disclaimer conclusion:

“Basis for disclaimer conclusion-

I. Going Concern:

In preparing this condensed interim financial information, the Board of Directors has considered the operations of the Group as going concerns notwithstanding that the Group incurred a net loss of US\$64,105,000 for the six-month period then ended 30 September 2023, and as of that date, the Group was in a net current liabilities and net liabilities position of US\$2,769,344,000 and US\$2,673,967,000 respectively.

The Group’s rigs classified as property, plant and equipment with a carrying amount of US\$31,071,000 have been pledged as security for the borrowings of the Group.

In addition, the Group has defaulted on payment of their borrowings which have fallen due, and have breached the covenants of their borrowings which give the lenders the right to demand the related borrowings be due and payable immediately. The lenders have issued recall notices to the Group. Management had reclassified these borrowings of the Group, with original repayment terms beyond 12 months from the balance sheet date as current liabilities.

The above conditions indicate the existence of material uncertainties which may cast significant doubt on the Group’s ability to continue as a going concern. Nevertheless, the Board of Directors believes that the use of the going concern assumption on the preparation of the condensed interim financial information of the Group for the six-month period then ended is still appropriate after taking into consideration that, as at the date of this report, the Group has sold and delivered to the buyers 7 rigs except for one rig under operation during the financial period from 1 April 2023 to 30 September 2023, and are in discussions with its lenders to obtain approval for and implementation of an appropriate debt resolution plan for the Group.



FORD RHODES PARKS & CO. LLP

The ability of the Group to continue in operational existence in the foreseeable future and meet their financial obligations as and when they fall due is dependent on the actions and measures undertaken as disclosed above and it is uncertain whether the Group will raise further funds through any fund-raising exercises. Therefore, we are unable to obtain sufficient audit evidence to be able to form an opinion as to whether the going concern basis of preparation of the accompanying condensed interim financial information of the Group is appropriate.

If the Group is unable to continue in operational existence in the foreseeable future, the Group may be unable to discharge their liabilities in the normal course of business and adjustments may have to be made to reflect the situation that assets, particularly the rigs of the Group, may need to be realized other than in the normal course of business and at amounts which could differ significantly from the amounts at which they are currently recorded in the condensed consolidated balance sheet. Additionally, the Group may have to reclassify non-current assets and liabilities as current assets and liabilities respectively. The condensed interim financial information does not include any adjustment which may arise from these uncertainties.

II. Incompleteness of Bank Confirmations:

We were unable to obtain bank confirmations to confirm the Group's bank balances and bank borrowings amounted to US\$46,000 and US\$1,763,551,000 respectively as at 30 September 2023.

There were also no practicable audit procedures available to us to confirm or verify these bank balances and transactions. As a result, we were unable to ascertain the accuracy and completeness of the aforementioned bank balances and bank borrowings. Additionally, we are unable to verify the completeness of the Group's transactions with the banks related to these bank balances and bank borrowings.

Consequently, we were unable to determine whether any adjustments and disclosures might have been found necessary in respect of unrecorded and/or undisclosed transactions, facilities and information with the banks in the condensed interim financial information for the financial period from 1 April 2023 to 30 September 2023.



FORD RHODES PARKS & CO. LLP

III. Amounts due from the immediate and ultimate holding corporation:

The amounts due from the immediate and ultimate holding corporation as at 30 September 2023 amounted to US\$8,809,000. Management has determined that no impairment is required as there was no significant increase in credit risk.

Based on the latest financial performance and financial position of the immediate and ultimate holding corporation as well as other information made available to us, we were unable to obtain sufficient appropriate audit evidence regarding the management's assessment of the expected credit losses associated with the amounts due from the immediate and ultimate holding corporation as at 30 September 2023. Consequently, we were unable to determine whether any adjustments might have been found necessary in respect of the amount due from the immediate and ultimate holding corporation as at 30 September 2023.

IV. Non-compliance with FRS 34 "Interim Financial Reporting":

Management has not included the required explanatory notes in this interim financial information, which contravenes the requirements of FRS 34.

Disclaimer Conclusion

Due to the significance of the matters described in the Bases for Disclaimer of Conclusion paragraph, we are unable to obtain sufficient appropriate evidence to form a conclusion on the accompanying financial statements. Accordingly, we do not express a conclusion on these financial statements"

End of Reproduction of the other auditor's disclaimer conclusion

5B. Relating to the Holding Company

We refer to "Material uncertainty related to Going Concern" and "Non-Receipt of Bank Balance Confirmations" para in our Limited review report on Standalone unaudited financial results for the quarter and half-year ended 30th September 2023 which is reproduced below:

"Material uncertainty relating to Going Concern:

The Company has accumulated losses on account of which the net worth is eroded. Also, current liabilities exceeded current assets and the company has defaulted in respect of instalments and payment of interest on term loans. These situations indicate that material uncertainty exists that may cast significant doubt on the company's ability to continue as a going concern.



FORD RHODES PARKS & CO. LLP

However, the Management believes that the use of the going concern assumption on the preparation of the financial statements of the Company is still appropriate in view of its continuing discussions with its lenders to obtain approval for and implementation of an appropriate debt resolution plan and that the Company is continuing to be in operation at present and also in the foreseeable future.

Our conclusion is not modified with respect to this matter.

Non-Receipt of Bank Balance Confirmations:

Though the Company authorized its bankers to send balance confirmation to us directly, we did not receive any direct confirmations except for one account with a minor balance. The company is unable to obtain and provide bank balance confirmations for the Company's bank balances (current account and deposit accounts) of INR 16.09 million (out of total bank balances of INR 27.29 million) and the Company's outstanding bank borrowings from two banks (term loans) amounting to INR 3948.14 million as of 30th September 2023.

In our opinion, there are no other practicable authentic audit procedures available to us to verify these bank balances and transactions. In addition, we are unable to verify the completeness of the company's transactions with the banks for the aforesaid bank balances and bank borrowings. As a result, we are unable to determine whether any adjustments and disclosures might have been found necessary in respect of unrecorded and/or undisclosed transactions, facilities, and information with the banks for the six-month period April 2023 – September 2023.

6. Other Matter Paragraph:

(i) We have reviewed the unaudited financial results of Indian Subsidiary M/s Aban Energies Limited, Chennai, India.

(ii) We did not review the interim financial statements/financial information/ financial results of "Aban Holdings Pte Ltd, Singapore, and its subsidiary corporations" included in the consolidated unaudited financial results of the group, whose interim financial statements/financial information/ financial results reflect the total income of INR 1903.14 million and total comprehensive Income reflect a loss of INR 5282.48 million, for the half year ended 30th September 2023.




FORD RHODES PARKS & CO. LLP

These interim financial statements/financial information/ financial results have been reviewed by the other auditor whose report has been furnished to us by the management and our conclusion on the statement, in so far as it relates to the amounts and disclosures included in respect of “Aban Holdings Pte Ltd and its subsidiary corporations”, is based solely on the report of the other auditor and the procedures performed by us as stated in paragraph 3 above.

Our conclusion is not modified with respect to this matter.

For Ford Rhodes Parks & Co. LLP
Chartered Accountants
ICAI – Registration No: 102860W / W100089



Ramaswamy Subramanian
Partner
Membership No: 016059
Place: Chennai
Date: November 01, 2023
ICAI UDIN: 23016059BGYZLD3081



STATEMENT OF UNAUDITED CONSOLIDATED RESULTS
FOR THE QUARTER & HALF YEAR ENDED 30TH SEPTEMBER 2023

Rs. Millions

PARTICULARS	QUARTER ENDED 30.09.2023 (UNAUDITED)	QUARTER ENDED 30.06.2023 (UNAUDITED)	QUARTER ENDED 30.09.2022 (UNAUDITED)	HALF YEAR ENDED 30.09.2023 (UNAUDITED)	HALF YEAR ENDED 30.09.2022 (UNAUDITED)	YEAR ENDED 31.03.2023 (AUDITED)
1. INCOME						
INCOME FROM OPERATIONS	633.36	1,045.69	948.75	1,679.05	2,448.35	3,967.27
OTHER INCOME	116.96	142.11	99.16	259.07	134.08	452.84
REVERSAL OF IMPAIRMENT LOSS - NET	-	-	-	-	890.47	890.47
TOTAL INCOME	750.32	1,187.80	1,047.91	1,938.12	3,472.90	5,310.58
2. EXPENSES						
COST OF MATERIALS CONSUMED	62.43	97.48	143.52	159.91	603.86	840.00
EMPLOYEE BENEFITS EXPENSE	217.27	227.21	233.10	444.48	556.55	1,060.20
FINANCE COSTS	2,648.52	2,760.36	2,703.58	5,408.88	5,475.40	11,095.77
DEPRECIATION AND AMORTISATION EXPENSES	228.34	211.59	123.26	439.93	240.77	471.05
IMPAIRMENT LOSS OF RECEIVABLES / BAD DEBTS	310.12	577.05	-	887.17	-	667.64
IMPAIRMENT LOSS OF PROPERTY, PLANT AND EQUIPMENT	-	-	-	-	-	209.09
INVENTORY WRITE DOWN	-	-	-	-	-	81.94
OTHER EXPENDITURE	445.57	566.13	720.25	1,011.70	1,587.80	2,418.06
TOTAL EXPENSES	3,912.25	4,439.82	3,923.71	8,352.07	8,464.38	16,843.75
3. LOSS FROM ORDINARY ACTIVITIES BEFORE EXCEPTIONAL ITEMS (1-2)	(3,161.93)	(3,252.02)	(2,875.80)	(6,413.95)	(4,991.48)	(11,533.17)
4. EXCEPTIONAL ITEMS (Profit / (Loss)):	-	-	933.12	-	933.12	933.12
5. LOSS FROM ORDINARY ACTIVITIES BEFORE TAX (3-4)	(3,161.93)	(3,252.02)	(1,942.68)	(6,413.95)	(4,058.36)	(10,600.05)
6. TAX EXPENSES						
-CURRENT TAX	15.20	49.08	47.33	64.28	84.48	167.42
-DEFERRED TAX (NET)	(0.02)	31.38	84.80	31.36	59.60	115.01
7. NET LOSS FROM ORDINARY ACTIVITIES AFTER TAX (5-6)	(3,177.11)	(3,332.48)	(2,074.81)	(6,509.59)	(4,202.44)	(10,882.48)
8. EXTRAORDINARY ITEMS (NET OF TAX EXPENSE)	-	-	-	-	-	-
9. NET LOSS FOR THE PERIOD FROM CONTINUING OPERATIONS (7-8)	(3,177.11)	(3,332.48)	(2,074.81)	(6,509.59)	(4,202.44)	(10,882.48)
10. LOSS BEFORE TAX FROM DISCONTINUED OPERATIONS	-	-	-	-	-	(23.53)
11. TAX EXPENSE / (CREDIT) FROM DISCONTINUED OPERATIONS	-	-	-	-	-	-
12. LOSS FOR THE PERIOD FROM DISCONTINUED OPERATIONS (10-11)	-	-	-	-	-	(23.53)
13. LOSS FOR THE PERIOD (9+12)	(3,177.11)	(3,332.48)	(2,074.81)	(6,509.59)	(4,202.44)	(10,906.01)
14. SHARE OF PROFIT/ (LOSS) OF ASSOCIATE	-	-	(0.46)	-	(1.53)	(1.46)
15. NON CONTROLLING INTERESTS	-	-	-	-	-	-
16. NET LOSS AFTER NON CONTROLLING INTEREST AND SHARE OF PROFIT OF ASSOCIATE (13+14-15)	(3,177.11)	(3,332.48)	(2,075.27)	(6,509.59)	(4,203.97)	(10,907.47)
17. OTHER COMPREHENSIVE INCOME / (LOSS) (NET OF TAX)	(2,775.65)	1,567.92	(6,633.06)	(1,207.73)	(14,943.04)	(16,935.51)
18. TOTAL COMPREHENSIVE INCOME / (LOSS) FOR THE PERIOD (16+17)	(5,952.76)	(1,764.56)	(8,708.33)	(7,717.32)	(19,147.01)	(27,842.98)
19. PAID UP EQUITY SHARE CAPITAL (Equity Share of Rs.2/-each)	116.73	116.73	116.73	116.73	116.73	116.73
20. Net worth	-	-	-	-	-	(1,95,854.50)
21. Reserves excluding Revaluation Reserves	-	-	-	-	-	(1,95,971.23)
22. (i) Earning per share (before extraordinary items) (of Rs. 2/- each) (not annualised)						
(a) From Continuing Operations	(54.44)	(57.10)	(42.51)	(111.54)	(72.04)	(186.50)
(b) From Discontinued Operations	-	-	-	-	-	(0.40)
(ii) Earning per share (after extraordinary items) (of Rs. 2/- each) (not annualised)						
(a) From Continuing Operations	(54.44)	(57.10)	(42.51)	(111.54)	(72.04)	(186.50)
(b) From Discontinued Operations	-	-	-	-	-	(0.40)



Aban Offshore Limited



Consolidated Balance Sheet as at 30th September 2023		Rs. Millions
Particulars	As at 30th September 2023	As at 31st March 2023
	Unaudited	Audited
ASSETS		
Non-Current Assets		
Property, Plant and Equipment	3,113.09	3,274.49
Assets held for Sale	130.59	130.59
Intangible assets	3,675.47	3,654.97
Financial Assets		
(i) Investments	234.91	234.31
(ii) Loans	1,185.63	926.30
(iii) Other financial assets	1,185.93	1,132.43
Deferred Tax Asset	433.00	464.36
Total-Non-current assets	9,958.63	9,817.45
Current assets		
Inventories	1,065.34	966.17
Financial Assets		
(i) Trade receivables	2,012.73	3,268.12
(ii) Cash and cash equivalents	583.38	1,485.03
(iii) Other Bank balances	-	-
(iv) Loans	1,303.19	1,159.66
(v) Other financial assets	974.91	684.60
Other current assets	15.64	20.15
Total-current assets	5,955.20	7,583.73
Total- Assets	15,913.83	17,401.18
EQUITY AND LIABILITIES		
Equity		
(i) Equity Share Capital	116.73	116.73
(ii) Other Equity	(2,30,801.76)	(2,23,084.44)
Equity attributable to shareholders of the Company	(2,30,685.03)	(2,22,967.71)
Non-controlling interests	-	-
Total-Equity	(2,30,685.03)	(2,22,967.71)
Non-current liabilities		
Financial Liabilities		
(i) Borrowings	-	-
Employee benefit obligations	4.10	4.10
Total-Non-Current Liabilities	4.10	4.10
Current liabilities		
Financial Liabilities		
(i) Borrowings	1,52,226.34	1,51,348.41
(ii) Trade payables	3,421.71	3,920.13
(iii) Other financial liabilities	90,845.27	84,951.40
Employee benefit obligations	9.10	9.19
Other current liabilities	92.33	135.66
Total-Current Liabilities	2,46,594.75	2,40,364.79
Total-Liabilities	2,46,598.85	2,40,368.89
Total-Equity and Liabilities	15,913.83	17,401.18



Registered Office : Janpriya Crest, 113, Pantheon Road, Egmore, Chennai - 600 008. India
 CIN: L01119TN1986PLC013473 Phone : (91) (44) 49060606 Fax : (91) (44) 28195527
 e-mail : abanoffshore@aban.com website : www.abanoffshore.com



Notes:

- (i) The unaudited Consolidated financial results were reviewed and recommended by the Audit Committee and were approved by the Board of Directors at their meeting held on 1st November 2023.
- (ii) The statement has been prepared in accordance with the Companies (Indian Accounting Standards) Rules 2015 (IND AS) prescribed under Section 133 of the Companies Act, 2013 and other recognised accounting principles and policies to the extent applicable.
- (iii) The operations of one of the offshore rigs that were affected as an aftermath of cyclone “Biparjoy” that hit the West Coast of India in June 2023 resumed operations in October 2023.
- (iv) The Group operates in only one business segment i.e. Offshore Drilling.
- (v) The Consolidated financial results have been subjected to limited review by the statutory auditors of the Company.
- (vi) Clause 52 (6) of LODR disclosure – The Parent Company hasn’t redeemed its non-convertible redeemable preference shares on due dates and paid no dividend.
- (vii) The Standalone Financial results are as under:

Particulars	Quarter ended	Quarter ended	Quarter ended	Half Year Ended	Half Year Ended	Year ended
	30.09.2023	30.06.2023	30.09.2022	30.09.2023	30.09.2022	31.03.2023
	(Unaudited)	(Unaudited)	(Unaudited)	(Unaudited)	(Unaudited)	(Audited)
Total Income	194.84	263.82	248.95	458.66	484.87	908.96
Profit / (Loss) before tax	(546.59)	(666.48)	585.01	(1,213.07)	275.56	(1,011.38)
Total comprehensive (Loss) / Income for the period	(546.57)	(697.86)	500.21	(1,244.43)	215.96	(1,157.49)

- (viii) The Standalone financial results of the Company for the aforesaid period can be viewed on its website at www.abanoffshore.com

For and on behalf of the Board

Place: Chennai
Date 1st November 2023




C.P. Gopalkrishnan
Dy. Managing Director & CFO

Consolidated IND AS Cash Flow Statement for the Half Year ended 30th September 2023

	Half Year ended 30th September 2023 Rs. millions	Half Year ended 30th September 2022 Rs. millions
Cash Flow from operating activities		
Loss before tax from continuing Operations	(6,413.95)	(4,058.36)
Profit before tax	(6,413.95)	(4,058.36)
<u>Non cash adjustment to reconcile profit before tax to net cash flows</u>		
Depreciation/amortization on continuing operations	439.93	240.77
Impairment/other write off on tangible assets/(Reversal of Impairment/other write off on tangible assets) to continuing operations	-	(890.47)
Loss/(profit) on sale of fixed assets	(1.01)	(0.05)
Provision for Employee Benefits	(0.09)	0.33
Bad Debts Written off	887.17	-
Unrealized foreign exchange loss/(gain)	142.78	279.99
Interest on borrowings and dividend on redeemable preference shares	5,408.88	5,475.40
Interest income	(21.01)	21.14
Exceptional items	-	(933.12)
Operating profit before working capital changes	442.70	135.63
<u>Movements in working capital:</u>		
Increase/(Decrease) in trade payables	(507.29)	464.40
Increase/(Decrease) in other current liabilities	161.22	285.59
Increase/(Decrease) in other financial liabilities	107.75	
Decrease/(Increase) in trade receivables	35.40	(1,131.91)
Decrease/(Increase) in inventories	(99.22)	865.03
Decrease/(Increase) in other non current financial assets/other assets/Loans	(279.25)	4.08
Decrease/(Increase) in other current financial assets/other assets/Loans	(704.99)	576.76
Cash generated from(used in) operations	(843.68)	1,199.59
Direct taxes paid (net of refunds)	6.05	67.43
Net cash flow from /(used in) operating activities (A)	(837.63)	1,267.01
Cash Flow from investing activities		
Purchase of fixed assets including Intangible Assets net of exchange difference on translation #	(65.05)	(5.19)
Exchange difference on translation of fixed assets including Intangible Assets of Foreign Subsidiaries	-	(4,223.89)
Proceed from sale of fixed assets/Intangible assets	1.06	13,838.49
Interest received	-	(21.51)
Net cash flow from /(used in) investing activities (B)	(63.99)	9,587.90

	Half Year ended 30th September 2023 Rs. millions	Half Year ended 30th September 2022 Rs. millions
Cash Flow from financing activities		
Proceeds from long term borrowings #	-	(267.85)
Repayment of short term borrowings	-	(13,785.93)
Repayment of Loan by Foreign Subsidiary	-	-
Interest paid/Effect of translation of interest on Foreign Currency Loans	-	4,006.79
Net cash used in financing activities (C)	-	(10,046.99)
Net increase /(decrease) in cash and cash equivalents (A+B+C)	(901.62)	807.92
Effect of exchange differences on cash and cash equivalents held in foreign currency	(0.03)	0.69
Cash and cash equivalents at the beginning of the year	1,485.03	879.03
Cash and cash equivalents at the end of the year	583.38	1,687.64
<u>Reconciliation of cash and cash equivalents as per the cash flow statement</u>		
Cash and cash equivalents as per above comprise of the following		
Cash and cash equivalents *	583.38	879.03
Balances per statement of cash flows	583.38	1,687.63

* Includes Restricted cash balance



I. Pursuant to the requirements of SEBI circular dt 22nd Oct 2019, the Company has listed Non-Convertible Cumulative Redeemable Preference Shares:Regulation 52(4) of Securities Additional Information pursuant to Regulation 52 (4) of Securities and Exchange Board of India (Listing Obligation and Disclosure Requirements) Regulations, 2015 as amended based on Consolidated financial results as at and for the quarter ended 30th September 2023

Consolidated

Ratio	Numerator	Denominator	Quarter Ended 30.09.2023	Quarter Ended 30.06.2023	Quarter Ended 30.09.2022	Half Year Ended 30.09.2023	Half Year Ended 30.09.2022	Year Ended 31.03.2023
Current Ratio (in times)	Total Current Assets	Total Current Liabilities	0.02	0.24	0.04	0.02	0.04	0.27
Debt-Equity Ratio (in times)	Debt consists of borrowings & lease Liabilities	Total Equity	-.Ve	-.Ve	-.Ve	-ve	-.Ve	-.Ve
Non-Convertible Cumulative Redeemable Preference Shares (Qty / value)			281 Million/ 2,810.00	281 Million/ 2,810.00	281 Million/ 2,810.00	281 Million/ 2,810.00	281 Million/ 2,810.00	281 Million/ 2,810.00
Capital Redemption Reserve (Rs. In Million)			2,810.00	2,810.00	2,810.00	2810	2810	2,810.00
Debt Service Coverage Ratio (in times)	Earning for Debt Service = Net Profit after Taxes + Non-Cash Operating Expenses + Interest + Other non-cash adjustments	Debt Service = Interest & Lease Payments + Principal Repayments	N.A.	N.A.	0.00	N.A.	0.00	1.28
Return on Equity Ratio (in %)	Profit for the year less Preference Dividend (if any)	Average Total Equity	N.A.	N.A.	N.A.	N.A.	N.A.	N.A.
Trade Receivables Turnover Ratio (in times)	Revenue from Operations	Average Trade Receivables	0.24	0.07	0.20	0.64	0.53	0.25
Trade Payables Turnover Ratio (in times)	Cost of Equipment and software licences + Other Expenses	Average Trade Payables	0.14	0.02	0.24	0.32	0.60	0.21
Net Capital Turnover Ratio (in times)	Revenue from Operations	Average Capital Employed	-.Ve	(294.26)	-.Ve	-.Ve	-.Ve	(152.31)
Net Profit Ratio	Profit for the year	Revenue from Operations	-.Ve	-.Ve	-.Ve	-.Ve	-.Ve	-.Ve
Return of Capital Employed (in %)	Profit before tax and finance Costs	Capital Employed = Network + Lease Liabilities + Deferred Tax Liabilities	-.Ve	-.Ve	-.Ve	-.Ve	-.Ve	-.Ve
Return on Investment (in %)	Income generated from invested funds	Average invested funds in Treasury Investments	N.A.	N.A.	N.A.	N.A.	N.A.	N.A.

Place : Chennai
Date 1st November 2023



For and on behalf of the Board

(Signature)

C P Gopalkrishnan
Dy. Managing Director & CFO

