

RPL/BSE

May 24, 2019

BSE Limited
Corporate Relationship Department
1st Floor, New Trading Ring
Rotunda Building, P J Towers,
Dalal Street
MUMBAI – 400 001

Dear Sir,

Sub: **Audited Standalone and Consolidated Financial Results**
Ref.: **Scrip Code 517500**

Pursuant to Regulation 33 of SEBI (Listing Obligations and Disclosure Requirements) Regulations, 2015, we are enclosing herewith the standalone and consolidated financial results of the Company for the financial year ended 31.03.2019 and the audited standalone and consolidated Statement of Assets and Liabilities as at 31.03.2019 as approved by the Board of Directors of the Company at its meeting held on 24.05.2019 along with report of Statutory Auditors dated 24.05.2019 thereon.

Also enclosed is a declaration in compliance with Regulation 33(3) (d) of SEBI (Listing Obligations and Disclosure Requirements) Regulations, 2015, as amended and SEBI Circular CIR/CFD/CMD/56/2016 dated 27th May, 2016 towards auditor's report with unmodified opinion in respect of the Standalone and Consolidated financial results of the Company for the financial year ended 31.03.2019, duly signed by the Chief Financial Officer of the Company.

This is for your records and dissemination please.


Thanking You,

Yours Faithfully

For **ROTO PUMPS LTD.**



ASHWANI K. VERMA
COMPANY SECRETARY



Encl: A/a

ROTO PUMPS LTD.

Regd. Off. & Global Headquarters: 13, Roto House, Noida Special Economic Zone, Noida-201305, Uttar Pradesh, India

T: +91 120 2567902-5 **F:** +91 120 2567911 **✉:** contact@rotopumps.com

CIN - L28991UP1975PLC004152 **🌐:** www.rotopumps.com





ROTO PUMPS LTD.

Regd. Off.: 'Roto House', Noida Special Economic Zone, Noida - 201305
Tel.: 0120-2567902-05, Fax: 0120-2567911, Email : investors@rotopumps.com
CIN : L28991UP1975PLC004152, Website: www.rotopumps.com

Statement of Standalone and Consolidated audited financial results for the fourth quarter and financial year ended 31st March, 2019


Amount ₹ in Lakhs

| SI | Particulars | Standalone | | | | Consolidated | | |
|----|--|-----------------|-----------------|-----------------|------------------|------------------|------------------|------------------|
| | | Quarter ended | | Year ended | | Year ended | | |
| | | 31-03-2019 | 31-12-2018 | 31-03-2018 | 31-03-2019 | 31-03-2018 | 31-03-2019 | 31-03-2018 |
| | Audited | Un-audited | Audited | Audited | Audited | Audited | Audited | |
| 1 | a. Revenue from operations | 3,897.02 | 3,048.60 | 3,793.70 | 12,776.01 | 10,911.95 | 13,504.49 | 11,447.51 |
| | b. Other income (including foreign currency gain/loss) | 70.83 | (33.38) | 81.65 | 205.47 | 141.82 | 179.41 | 150.91 |
| | Total income from operations | 3,967.85 | 3,015.22 | 3,875.35 | 12,981.48 | 11,053.77 | 13,683.90 | 11,598.42 |
| 2 | Expenditure | | | | | | | |
| | a. Cost of materials consumed | 1,425.30 | 1,049.92 | 1,335.03 | 4,634.81 | 3,825.90 | 4,938.04 | 4,125.90 |
| | b. Changes in inventories of finished goods and work in progress | 122.12 | (100.45) | 138.15 | (295.64) | (155.83) | (438.73) | (237.61) |
| | c. Employee benefits expenses | 757.55 | 752.92 | 772.94 | 3,048.95 | 2,667.58 | 3,310.80 | 2,867.18 |
| | d. Finance costs | 66.38 | 66.23 | 49.44 | 253.90 | 271.35 | 253.90 | 271.35 |
| | e. Depreciation and amortization expense | 189.51 | 186.18 | 174.85 | 743.91 | 692.41 | 748.22 | 702.88 |
| | f. Other expenses | 632.85 | 691.58 | 717.71 | 2,550.11 | 2,419.03 | 2,736.61 | 2,552.90 |
| 3 | Total expenses | 3,193.71 | 2,646.38 | 3,188.12 | 10,936.04 | 9,720.44 | 11,548.84 | 10,282.60 |
| 4 | Net Profit / (Loss) before tax (before and after extraordinary items) | 774.14 | 368.84 | 687.23 | 2,045.44 | 1,333.33 | 2,135.06 | 1,315.82 |
| 5 | Tax expenses | | | | | | | |
| | a. Current tax | 228.37 | 81.34 | 213.60 | 568.02 | 495.83 | 571.98 | 495.83 |
| | b. Deferred tax | 6.47 | 15.30 | 46.38 | (57.81) | (28.45) | (58.91) | (28.45) |
| | c. Short/(Excess) provisions for previous years | (0.17) | 5.60 | 15.43 | 5.43 | 9.97 | 5.43 | 9.97 |
| 6 | Net Profit / (Loss) after tax (before and after extraordinary items) | 539.47 | 266.60 | 411.82 | 1,529.80 | 855.98 | 1,616.56 | 838.47 |
| 7 | Share of Profit/Loss transferred to non-controlling interest | - | - | - | - | - | (18.42) | 18.89 |
| | Profit for the year | 539.47 | 266.60 | 411.82 | 1,529.80 | 855.98 | 1,598.14 | 857.36 |
| 8 | Other Comprehensive Income | | | | | | | |
| | a. Items that will not be reclassified to profit or loss | | | | | | | |
| | i. remeasurement of defined benefit plans | (5.73) | (26.65) | 41.08 | (25.45) | 23.36 | (25.45) | 23.36 |
| | ii. Changes in foreign currency monetary item translation difference account (FCMITDA) | - | - | - | - | - | (83.18) | 78.78 |
| | b. Income tax relating to items that will not be reclassified to profit or loss | | | | | | | |
| | i. remeasurement of defined benefit plans | (1.67) | (7.76) | 12.93 | (7.41) | 6.80 | (7.41) | 6.80 |
| 9 | Total Other Comprehensive Income | (7.40) | (34.41) | 54.01 | (32.86) | 30.16 | (116.04) | 108.94 |
| 10 | Total Comprehensive Income for the period | 532.07 | 232.19 | 465.83 | 1,496.94 | 886.14 | 1,482.10 | 966.30 |
| | Profit/Loss for the year attributable to | | | | | | | |
| | Owners of the Parent | - | - | - | - | - | 1,616.55 | 838.47 |
| | Non Controlling Interest | - | - | - | - | - | (18.41) | 18.89 |
| | | - | - | - | - | - | 1,598.14 | 857.36 |
| | Other Comprehensive Income attributable to | | | | | | | |
| | Owners of the Parent | - | - | - | - | - | (116.04) | 108.94 |
| | Non Controlling Interest | - | - | - | - | - | - | - |
| | | - | - | - | - | - | (116.04) | 108.94 |
| | Total Comprehensive Income attributable to | | | | | | | |
| | Owners of the Parent | - | - | - | - | - | 1,500.51 | 947.41 |
| | Non Controlling Interest | - | - | - | - | - | (18.41) | 18.89 |
| | | - | - | - | - | - | 1,482.10 | 966.30 |
| 11 | Paid-up Equity Share Capital (Face value ₹ 2/- per Share) | 309.08 | 309.08 | 309.08 | 309.08 | 309.08 | 309.08 | 309.08 |
| 12 | Earning per Share - basic and diluted (in ₹) | 3.49 | 1.73 | 2.66 | 9.90 | 5.54 | 10.34 | 5.55 |




Notes :

- 1 The above Standalone and Consolidated Audited financial results for the fourth quarter and financial year ended 31st March, 2019 have been reviewed and recommended by the Audit Committee and approved by the Board of Directors of the Company at its meeting held on 24th May, 2019.
- 2 The Board of Directors of the Company has recommended a dividend of ₹ 0.50/- per equity share of ₹ 2/- each (i.e 25%) for the financial year ended 31.03.2019.
- 3 Results for the quarter and financial year ended 31st March, 2019 have been audited by the Statutory Auditors and they have issued an audit report with unmodified opinion.
- 4 Consolidated financial results have been prepared by consolidating the Company's audited annual accounts for the financial year ended 31st March, 2019 with the financial accounts of Roto Pumps Americas, Inc., USA, Roto Pumpen GmbH, Germany and Roto Overseas Pte. Ltd, Singapore wholly owned subsidiary companies for the financial year ended 31st March 2019.
- 5 The Company's operations predominantly comprise of only one segment - Pumps & Spares, therefore, Segment Reporting does not apply.
- 6 Previous period figures have been regrouped/ rearranged, wherever necessary to make them comparable.
- 7 The figures of the last quarter are the balancing figures between audited figures in respect of the full financial year and the published year-to-date figures in respect of the full financial year and the published year-to-date figures upto the third quarter of the current financial year.



Place : Noida
Dated: 24.05.2019




By Order of the Board

Harish Chandra Gupta
Chairman & Managing Director
DIN : 00334405

| SI | Particulars | Standalone | | Consolidated | |
|----------|---|------------------|------------------|------------------|------------------|
| | | As at 31.03.2019 | As at 31.03.2018 | As at 31.03.2019 | As at 31.03.2018 |
| A | ASSETS | | | | |
| 1 | Non-current assets | | | | |
| | a. Property, plant and equipment | 4514.09 | 4861.71 | 4522.24 | 4873.75 |
| | b. Capital work-in-progress | 7.00 | 23.29 | 7.00 | 23.29 |
| | c. Investment property | 3.57 | 3.72 | 3.57 | 3.72 |
| | d. Other intangible assets | 70.02 | 28.18 | 70.02 | 28.18 |
| | e. Goodwill | - | - | 78.50 | - |
| | f. Investment in Subsidiaries, Associates and Joint Venture | 908.61 | 738.77 | - | - |
| | g. Deferred tax assets (net) | 60.67 | 10.27 | 61.76 | 10.27 |
| | Sub-total non-current assets | 5563.96 | 5665.94 | 4743.09 | 4939.21 |
| 2 | Current assets | | | | |
| | a. Inventories | 2440.87 | 2189.01 | 2766.35 | 2371.39 |
| | b. Financial Assets | | | | |
| | i. Trade receivables | 3563.96 | 3030.84 | 3400.16 | 2990.57 |
| | ii. Cash and cash equivalents | 240.84 | 285.83 | 295.29 | 359.85 |
| | iii. Bank balance other than (ii) above | 229.20 | 211.27 | 229.20 | 211.27 |
| | iv. Loans and advances | 74.29 | 85.83 | 81.31 | 92.43 |
| | v. Other financial assets | 35.60 | 6.62 | 35.60 | 6.62 |
| | c. Other current assets | 1456.64 | 1197.18 | 1465.36 | 1202.94 |
| | Sub-total current assets | 8041.40 | 7006.58 | 8273.27 | 7235.07 |
| | TOTAL ASSETS | 13605.36 | 12672.52 | 13016.36 | 12174.28 |
| B | EQUITY AND LIABILITIES | | | | |
| 1 | Equity | | | | |
| | a. Equity share capital | 309.08 | 309.08 | 309.08 | 309.08 |
| | b. Other equity | 8123.99 | 6701.57 | 7452.16 | 6044.59 |
| | c. Non-controlling interest | - | - | - | 79.70 |
| | Sub-total equity | 8433.07 | 7010.65 | 7761.24 | 6433.37 |
| 2 | Non-current liabilities | | | | |
| | a. Financial liabilities | | | | |
| | i. Borrowings | 91.62 | 162.95 | 91.62 | 162.95 |
| | b. Provisions | 31.60 | 53.87 | 31.60 | 53.87 |
| | c. Deferred tax liabilities (net) | - | - | - | - |
| | Sub-total Non current liabilities | 123.22 | 216.82 | 123.22 | 216.82 |
| 3 | Current liabilities | | | | |
| | a. Financial liabilities | | | | |
| | i. Borrowings | 2433.88 | 2437.59 | 2433.88 | 2437.59 |
| | ii. Trade payables | 1069.51 | 1218.64 | 1139.64 | 1267.15 |
| | iii. Other financial liabilities | 134.99 | 285.73 | 134.99 | 285.73 |
| | b. Other current liabilities | 796.61 | 938.26 | 809.31 | 958.85 |
| | c. Provisions | 46.06 | 69.00 | 46.06 | 78.94 |
| | d. Current tax liabilities (Net) | 568.02 | 495.83 | 568.02 | 495.83 |
| | Total current liabilities | 5049.07 | 5445.05 | 5131.90 | 5524.09 |
| | TOTAL LIABILITIES | 5172.29 | 5661.87 | 5255.12 | 5740.91 |
| | TOTAL EQUITY AND LIABILITIES | 13605.36 | 12672.52 | 13016.36 | 12174.28 |

Place: Noida
Dated: 24.05.2019



By Order of the Board

Harish Chandra Gupta
Chairman & Managing Director
DIN: 00334405

INDEPENDENT AUDITOR'S REPORT

To

Board of Directors of **ROTO PUMPS LIMITED**

We have audited the accompanying statement of standalone financial results of **ROTO PUMPS LIMITED** (the company) for the quarter ended and the year ended 31.03.2019 (the statement), being submitted by the company pursuant to the requirement of Regulation 33 of the SEBI (Listing Obligations and Disclosure Requirements) Regulations, 2015 as modified by circular no. CIR/CFD/FAC/62/2016 dated July 5, 2016.

These quarterly financial results as well as the year to date financial results have been prepared on the basis of the interim financial statements, which are the responsibility of the company's management. Our responsibility is to express an opinion on these financial results based on our audit of such interim financial statements, which have been prepared in accordance with the recognition and measurement principles laid down in Accounting Standard for Interim Financial Reporting (Ind AS 34), prescribed, under Section 133 of the Companies Act, 2013 read with relevant rules issued thereunder; or by the Institute of Chartered Accountants of India, as applicable and other accounting principles generally accepted in India.

We conducted our audit in accordance with the auditing standards generally accepted in India. Those standards require that we plan and perform the audit to obtain reasonable assurance about whether the financial results are free from material misstatement(s).

An audit involves performing procedures to obtain audit evidence about the amounts and disclosures in the Statement. The procedures selected depend on the auditors' judgment, including the assessment of the risks of material misstatement of the Statement, whether due to fraud or error. In making those risk assessments, the auditor considers internal financial control relevant to the Company's preparation of the statement that give a true and fair view in order to design audit procedures that are appropriate in the circumstances. An audit also includes evaluating the appropriateness of accounting policies used and the reasonableness of the accounting estimates made by the management, as well as evaluating the overall presentation of the Statement. We believe that the audit evidences obtained by us is sufficient and appropriate to provide a reasonable basis for our opinion on the Statement.

We did not audit the financial statements/information of 2 branches (Australia and UK) included in the standalone financial statements of the Company whose financial statements / financial information reflect total assets of Rs. 2414.51 lakhs as at 31st March, 2019 and total revenues of Rs.5526.01 lakhs for the year ended on that date, as considered in the standalone financial statements. The financial statements/information of these branches have been audited by the branch auditors whose reports have been furnished to us, and our opinion in so far as it relates to the amounts and disclosures included in respect of these branches, is based solely on the report of such branch auditors.



LLP ID No. : AAC-5662

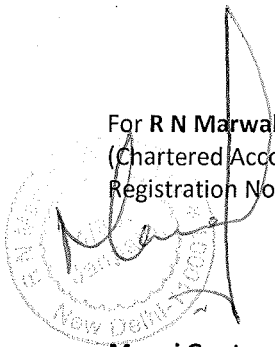
Branch Office :
613, Suncity Business Tower, Golf Course Road, Gurgaon-122002
813, Oxford Towers, 139, Airport Road, Bangalore-560 008

R.N. MARWAH & CO. LLP
CHARTERED ACCOUNTANTS

In our opinion and to the best of our information and according to the explanations given to us these quarterly financial results as well as the year to date results:

- i. are presented in accordance with the requirements of Regulation 33 of the SEBI (Listing Obligations and Disclosure Requirements) Regulations, 2015 as modified by circular no. CIR/CFD/FAC/62/2016 dated July 5, 2016 in this regard; and
- ii. give a true and fair view in conformity with the aforesaid Indian Accounting standard and other accounting principles generally accepted in India of the Profit, total comprehensive income for the period and the other financial information of the company for the quarter ended as well as the year to date results for the period from 01.04.2018 to 31.03.2019.

For R N Marwah and Co. LLP
(Chartered Accountants)
Registration No.001211N/N500019



Manoj Gupta
(Partner)
Membership No.096776

Place: Noida
Date: 24th May 2019

To

Board of Directors of **ROTO PUMPS LIMITED**

We have audited the consolidated financial results of **ROTO PUMPS LIMITED** for the period 01.04.2018 to 31.03.2019, being submitted by the company pursuant to the requirement of Regulation 33 of the SEBI (Listing Obligations and Disclosure Requirements) Regulations, 2015. These consolidated year to date financial results have been prepared from consolidated interim financial statements, which are the responsibility of the company's management. Our responsibility is to express an opinion on these consolidated financial results based on our audit of such consolidated interim financial statements, which have been prepared in accordance with the recognition and measurement principles laid down in Accounting Standard for Interim Financial Reporting (Ind AS 34), mandated under Section 133 of the Companies Act, 2013 read with relevant rules issued thereunder or by the Institute of Chartered Accountants of India, as applicable and other accounting principles generally accepted in India.


We conducted our audit in accordance with the auditing standards generally accepted in India. Those standards require that we plan and perform the audit to obtain reasonable assurance about whether the financial results are free of material misstatement(s).

An audit involves performing procedures to obtain audit evidence about the amounts and disclosures in the Statement. The procedures selected depend on the auditors' judgment, including the assessment of the risks of material misstatement of the Statement, whether due to fraud or error. In making those risk assessments, the auditor considers internal financial control relevant to the Company's preparation of the statement that give a true and fair view in order to design audit procedures that are appropriate in the circumstances. An audit also includes evaluating the appropriateness of accounting policies used and the reasonableness of the accounting estimates made by the management, as well as evaluating the overall presentation of the Statement. We believe that the audit evidences obtained by us is sufficient and appropriate to provide a reasonable basis for our opinion on the Statement.

We did not audit the financial statements of subsidiaries included in the consolidated year to date results, whose consolidated interim financial statements reflect total assets of Rs. 2013.23 lakhs as at 31.03.2019 ; as well as the total revenue of Rs. 2214.18 lakhs for the year ended 31.03.2019. These interim financial statements and other financial information have been audited by other auditors.

In our opinion and to the best of our information and according to the explanations given to us these consolidated financial results for the year ended :

- i. include the financial results for year to date of the following entities:
 - a. Roto Pumps Americas Inc., USA (Wholly Owned Subsidiary).
 - b. Roto Pumpen GMBH, Germany (Wholly Owned Subsidiary).
 - c. Roto Overseas Pte Ltd., Singapore (Wholly Owned Subsidiary).



LLP ID No.: AAC-5662

Branch Office :


613, Suncity Business Tower, Golf Course Road, Gurgaon-122002
813, Oxford Towers, 139, Airport Road, Bangalore-560 008

R.N. MARWAH & CO. LLP

CHARTERED ACCOUNTANTS

- ii. have been presented in accordance with the requirements of Regulation 33 of the SEBI (Listing Obligations and Disclosure Requirements) Regulations, 2015 in this regard; and
- iii. give a true and fair view in conformity with the aforesaid Indian Accounting standard and other accounting principles generally accepted in India of the consolidated Profit and total comprehensive income for the period and the other financial information for the group for the period from 01.04.2018 to 31.03.2019.

For R N Marwah and Co. LLP
(Chartered Accountants)
Registration No.001211N/N500019



Manoj Gupta
(Partner)
Membership No. 096776

Place: Noida
Date: 24th May 2019

RPL/BSE/
May 24, 2019

BSE Ltd
Corporate Relationship Department,
Rotunda Building, 1st Floor,
New Trading Ring,
Dalal Street,
MUMBAI – 400 001



Dear Sirs,

Sub.: **Declaration under Regulation 33(3)(d) of SEBI (Listing Obligations and Disclosure Requirements) Regulations, 2015**

Ref.: **Scrp No. 517500**

We hereby confirm and declare that the Statutory Auditors of the Company, M/s R.N.Marwah & Co. LLP, Chartered Accountants (FRN: 001211N/N500019) have issued an audit report with unmodified opinion on the Standalone and Consolidated Financial Results of the Company for the fourth quarter and financial year ended on 31st March, 2019.


This declaration is given in compliance of Regulation 33(3) (d) of SEBI (Listing Obligations and Disclosure Requirements) Regulations, 2015 as amended by SEBI (Listing Obligations and Disclosure Requirements) (Amendment) Regulations, 2016 vide notification no. SEBI/LAD-NRO/GN/2016-17/001 dated 25th May, 2016 and SEBI Circular No. CIR/CFD/CMD/56/2016 dated 27th May, 2016.

This is for your information and records please.

Thanking you,

Yours faithfully,
For **ROTO PUMPS LTD.**


PRADEEP JAIN
CHIEF FINANCIAL OFFICER



ROTO PUMPS LTD.

Regd. Off. & Global Headquarters: 13, Roto House, Noida Special Economic Zone, Noida-201305, Uttar Pradesh, India

T: +91 120 2567902-5 **F:** +91 120 2567911 **✉:** contact@rotopumps.com

CIN - L28991UP1975PLC004152 **🌐:** www.rotopumps.com