

SEC:APL:RKD:113823:23

August 9, 2023

BSE Limited
Corporate Relationship Department
25th Floor, Phiroze Jeejeebhoy Towers
Dalal Street, Fort
Mumbai – 400 001

Dear Sir,

Sub: Unaudited Financial Results for the second quarter and half year ended 30th September, 2023

Pursuant to the Regulation 33(3)(c) of SEBI (Listing Obligations and Disclosure Requirements) Regulations 2015, we wish to inform you that the Board of Directors at their meeting held on 9th November, 2023 inter alia has approved the following:

1. The Un-audited Financial Results for the second quarter and half year ended 30th September, 2023.
2. Limited Review Report issued by the Statutory Auditors on the un-audited financial results for the second quarter and half year ended 30th September, 2023.

Please note that the Unaudited Financial Results for the second quarter and half year ended 30th September, 2023 have been reviewed by the Audit Committee and subsequently approved and taken on record by the Board of Directors in its meeting held on 9th November, 2023.


We are arranging to have the extract of the said results published in English and Marathi newspapers as required under SEBI LODR.

The meeting commenced at 11.30 a.m. and concluded at 4.45 p.m.

Kindly take the same on your records.

Thanking you,

Yours faithfully,
For Aplab Limited



Rajesh K. Deherkar
CFO & Company Secretary

Encl.: as above

Particulars	Quarter Ended			Half Year Ended		Year ended
	Unaudited	Unaudited	Unaudited	Unaudited	Unaudited	Audited
	30-09-2023	30-09-2022	30-06-2023	30-09-2023	30-09-2022	31-03-2023
INCOME						
(a) Revenue From Operations	1,088.29	1,056.35	911.31	1,999.60	2,145.51	5,148.94
(b) Other Income	6.24	7.07	6.39	12.63	13.03	46.78
Total Income	1,094.53	1,063.42	917.70	2,012.23	2,158.54	5,195.72
EXPENSES						
(a) Cost of Materials Consumed	306.28	403.16	144.96	451.24	928.69	1,658.94
(b) Employee Benefit Expenses	305.55	301.18	315.99	621.55	652.79	1,293.24
(c) Finance Costs	135.39	65.58	66.89	202.28	133.10	301.53
(d) Depreciation and Amortisation Expenses	10.93	12.05	13.95	24.88	24.23	44.94
(e) Other Expenses	321.89	443.69	373.84	695.73	779.46	1,657.81
Total Expenses	1,080.04	1,225.66	915.63	1,995.67	2,518.28	4,956.45
Profit / (Loss) before exceptional items and tax	14.49	(162.24)	2.07	16.56	(359.73)	239.27
Exceptional Items	-	-	-	-	(149.97)	(218.80)
Profit / (Loss) before tax	14.49	(162.24)	2.07	16.56	(509.70)	20.47
Tax Expense :						
(a) Current Tax	-	-	-	-	-	-
(b) Deferred Tax	-	-	-	-	-	-
Profit / (Loss) for the period	14.49	(162.24)	2.07	16.56	(509.70)	20.47
Other Comprehensive Income						
A. (i) Items that will not be reclassified to Profit Or Loss	2.00	4.00	2.00	4.00	8.00	74.46
(ii) Income Tax relating to items that will not be reclassified to Profit or Loss	-	-	-	-	-	-
B. (i) Items that will be reclassified to Profit or Loss	-	-	-	-	-	-
(ii) Income Tax relating to items that will be reclassified to Profit or Loss	-	-	-	-	-	-
Total other comprehensive income	2.00	4.00	2.00	4.00	8.00	74.46
Total Comprehensive Income	16.49	(158.24)	4.07	20.56	(501.70)	94.93
Paid up equity share capital (Face Value Rs. 10 per share)	1,109	1,000	1,000	1,109	1,000	1,000
Reserves excluding Revaluation Reserve						(2,981.43)
Earnings per equity share :						
(a) Basic	0.12	(1.62)	0.02	0.14	(5.10)	0.20
(b) Diluted	0.12	(1.62)	0.02	0.14	(5.10)	0.20

Notes :


- The above results were reviewed and recommended by the Audit Committee and approved by the Board of Directors at the meeting held on 11th August 2023
- The Statement of standalone financial results has been prepared in accordance with the Companies (Indian Accounting Standards) Rules 2015 (Ind AS) prescribed under Section 133 of the Companies Act, 2013 and other recognised accounting practices and policies to the extent applicable.
- The format for unaudited quarterly results as prescribed in SEBI's Circular CIR/CFD/CMD/15 dated 30th November, 2015 has been modified to comply with the requirements of SEBI's circular dated 5th July, 2016, Ind AS and Schedule III (Division II) to the Companies Act, 2013, which are applicable to Companies that are required to comply with Ind AS
- The company is operating in one segment only i.e. Manufacturing and Marketing professional electronic equipments.
- There were no complaints from investors that were unresolved as on 30th September, 2023. During the Quarter under review the Company received no complaints from investors.
- The Auditors have expressed concern in their report for non payment of various liabilities on time. Attempts are being made by management to rectify situation at the earliest by monetizing the properties at various locations to repay the liabilities along with reduction in operating costs.
- Subsequent to approval from BSE on 2nd June 2023 major portion of loans of promoters are converted in to equity and preference capital.

For & on behalf of the Board of Directors

sd/-

P.S.Deodhar
Chairman and Managing DirectorNavi Mumbai
09/11/2023

For APLAB LIMITED.



Rajesh K. Deherkar
CFO & Company Secretary


Aplab Limited
Balance Sheet as at 30th September 2023

Rs. in Lakhs


Particulars	Note	As at 30/09/2023	As at 31/03/2023
ASSETS			
I. Non Current Assets			
(a) Property, Plant and Equipment	5	699.81	724.32
(b) Capital Work-in-Progress	5	1.09	-
(c) Investment Properties	6	10.51	10.63
(d) Other Intangible Assets	7	1.94	1.94
(e) Financial Assets		-	-
(i) Investments	8A	2.36	2.36
(ii) Loans	8B	-	-
(iii) Other Financial Asset	8C	197.13	184.82
(f) Non Current Tax Asset	9A	701.72	666.55
(g) Deferred tax asset	9B	12.01	12.01
(h) Other non-current asset	10	1,527.81	1,527.81
Total Non Current Assets (I)		3,154.37	3,130.43
II. Current Assets			
(a) Inventories	10	1,613.00	1,295.76
(b) Financial Assets		-	-
(i) Investments		-	-
(ii) Trade Receivables	10	2,708.13	2,651.80
(iii) Cash and Cash Equivalents	11	140.25	153.23
(iv) Loans		32.80	24.63
(v) Other Financial Assets		-	-
(c) Other Current Assets	12	296.86	295.09
Total Current Assets (II)		4,791.04	4,420.51
Total Assets (I+II)		7,945.41	7,550.94
EQUITY AND LIABILITIES			
I. Equity			
(a) Equity Share Capital	13	1,109.00	1,000.00
(b) Preference Share Capital		287.00	-
(c) Other Equity	13	(584.87)	(2,981.43)
Total Equity		811.13	(1,981.43)
II. LIABILITIES			
A. Non-Current Liabilities			
(a) Provisions	14	54.00	36.00
(b) Other Non-Current Liabilities	14	1,044.40	969.36
Total Non Current Liability (A)		1,098.40	1,005.36
B. Current Liabilities			
(a) Financial Liabilities			
(i) Borrowings	13	2,789.56	5,023.23
(ii) Trade Payables		-	-
(a) Total Outstanding dues of micro & small enterprises	13	86.19	86.19
(b) Total Outstanding dues of creditors other than micro and small enterprises	13	598.60	795.90
(b) Provisions	13	36.00	36.00
Employee Benefit Obligation		734.71	718.13
(c) Other Current Liabilities	13	1,790.82	1,867.55
Total Current Liabilities (B)		6,035.88	8,527.01
Total Liabilities (II=A+B)		7,134.28	9,532.37
Total Equity and Liabilities (I+II)		7,945.41	7,550.94

For & on behalf of the Board of Directors

P. S. Deodhar
Chairman and Managing Director

Navi Mumbai
09-11-2023

For APLAB LIMITED.


Rajesh K. Deherkar
CFO & Company Secretary



	2023-24 6 Months	2022-23 12 Months
A CASH FLOW FROM OPERATING ACTIVITIES		
Profit before tax after extra ordinary items	20.56	94.93
Adjustments For :		
Depreciation, Amortisation and Impairment Expense	24.88	44.94
Interest Expense	-	-
Unrealised Foreign Exchange (Gains)/Loss (net)	-	-
Impact Of Foreign Exchange Translation (net)	-	-
Interest Income	(3.87)	(6.09)
Dividend Income	-	-
(Profit)/Loss On Sale/Discard Of Property, Plant And Equipment (net)	(0.07)	(3.21)
Rent Income	(6.58)	(13.16)
Operating Profit before working capital changes	34.92	117.41
Adjustments for :		
(Decrease) / Increase in Working Capital	(595.41)	(416.37)
Cash generated from operation	(560.49)	(298.95)
B CASH FLOW FROM INVESTING ACTIVITIES		
Variation in Fixed Assets	(2.17)	(151.35)
Capital Work in Progress	(1.09)	108.12
Sale of Fixed Assets	1.92	23.20
Proceeds from Sale Of Property, Plant & Equipment And Intangibles	0.07	3.21
Capital Issue Equity	109.00	-
Preference	287.00	-
Share Premium	2,376.00	-
Interest Received	3.87	6.09
Dividend Received	-	-
Rent Received	6.58	13.16
Net Cash used in Investing Activities	2,781.18	2.42
C CASH FLOW FROM FINANCING ACTIVITIES		
Net Increase / (Decrease) in Borrowings	(2,233.67)	261.67
Capital infusion of Rights Issue		
Prior Period Reversal		
Provisions written back		
Interest Paid		
Net Cash from Financing Activities	(2,233.67)	261.67
Net Increase / (Decrease) in Cash and Cash Equivalent (A+B+C)	(12.98)	(34.87)
Opening Balance of Cash and Cash Equivalent	153.23	188.10
Closing Balance of Cash and Cash Equivalent	140.25	153.23
Net Increase / (Decrease)	(12.98)	(34.87)



For APLAB LIMITED.

Rajesh K. Deherkar
CFO & Company Secretary



R. Bhargava & Associates

Chartered Accountants

92-C, G.H.-10, Sunder Apartments, Paschim Vihar, New Delhi-110087
Mobile : 9810035530, E-mail : admin@rbhargavaassociates.in

The Board of Directors
Aplab Limited

Limited Review Report to the Board of Directors

We have reviewed the accompanying statement of unaudited financial results of Aplab Limited (the "Company") for the period ended 30th September' 2023 (the "Statement") attached herewith, being submitted by the Company pursuant to the requirements of Regulation 33 of the SEBI (Listing Obligation and Disclosure Requirements) Regulations, 2015 as amended (the "Listing Regulations").

The Company's Management is responsible for the preparation of the Statement in accordance with the recognition and measurement principles laid down in Indian Accounting Standard 34, (Ind AS 34) "Interim Financial Reporting" prescribed under Section 133 of the Companies Act, 2013 as amended, read with relevant rules issued thereunder and other accounting principles generally accepted in India and in compliance with Regulation 33 of the Listing Regulations. This Statement has been approved by the Company's Board of Directors. Our responsibility is to issue a report on these financial statements based on our review.

We conducted our review of the Statement in accordance with the Standard on Review Engagements (SRE) 2410 "Review of Interim Financial Information Performed by the Independent Auditor of the Entity", issued by the Institute of Chartered Accountants of India. This standard requires that we plan and perform the review to obtain moderate assurance as to whether the financial statements are free of material misstatement. A review of interim financial information consists of making inquiries, primarily of persons responsible for financial and accounting matters, and applying analytical and other review procedures. A review is substantially less in scope than an audit conducted in accordance with Standards on Auditing and consequently does not enable us to obtain assurance that we would become aware of all significant matters that might be identified in an audit. Accordingly, we do not express an audit opinion.

Based on our review conducted as above, nothing has come to our attention that causes us to believe that the accompanying Statement, prepared in accordance with the recognition and measurement principles laid down in the aforesaid Indian Accounting Standards ('Ind AS') specified under section 133 of the Companies Act, 2013 as amended, read with relevant rules issued thereunder and other accounting principles accepted in India, has not disclosed the information required to be disclosed in terms of the Listing Regulations, including the manner in which it is to be disclosed, or that it contains any material misstatement.



In Our opinion and to the best of our information and according to the explanations given to us these financial results:

- i. are presented in accordance with requirement of regulation 33 of the Listing Regulations in this regard; and
- ii. give a true and fair view of the net profit and other comprehensive income and other financial information for the year ended 30th September, 2023 subject to :
The company has due statutory dues of TDS, PF, ESIC and separated employees Gratuity and other dues to the tune of Rs.2182.85 lacs as on 30th September,2023.

Our conclusion is not modified in respect of this matter

For R. Bhargava & Associate4s

Chartered Accountants

Firm Regn No: 012788N

R Bhargava

(R.Bhargava)

Partner

Membership No 071637

Date: 09-11-2023

Place: Thane

UDIN: 23071637 BGSXQR3164

