



February 07, 2024

The Manager
BSE Limited
Corporate Relationship Department
P. J. Towers, Dalal Street,
Mumbai – 400 001.

The Manager
The National Stock Exchange of India Limited
Exchange Plaza,
Bandra - Kurla Complex, Bandra (E),
Mumbai – 400 051.

BSE Scrip Code No. 524280

NSE Symbol : KOPRAN

Dear Sir/Madam,

Re: Disclosure pursuant to Regulation 30 read with Schedule III and Regulation 33 of SEBI (Listing Obligations & Disclosure Requirements) Regulations, 2015 (“SEBI LODR”)

Sub: Outcome of Board Meeting held on February 07, 2024

The Board of Directors of the Company at its Meeting held today inter- alia, as recommended by the Audit Committee, have considered and approved the Statement of Unaudited Standalone and Consolidated Financial Results of the Company for the Third Quarter ended on December 31, 2023 alongwith Limited Review Reports of the Statutory Auditor thereon. The Investors Presentation on Q3 Results for FY 2023-24 is also annexed herewith.

Kindly publish the results on your websites.

The Board Meeting commenced at HH:MM 11.30 & concluded at HH:MM 13:30

Regards,
For Kopran Limited

Sunil Sodhani
Company Secretary & Compliance Officer
Membership No. FCS 3897

Encl : As above



KOPRAN LTD.: Parijat House, 1076, Dr. E. Moses Road, Worli, Mumbai - 400 018. P. B. No. 9917, Tel.: (022) 4366 1111
Fax: (022) 2495 0363 Website: www.kopran.com CIN – L 24230 MH 1958 PLC 011078. E-mail: cs@kopran.com
Works: • Village Savroli, Taluka: Khalapur, District: Raigad - 410 202. Tel.: (02192) 274500 / 335 / 337 • Fax: (02192) 274025

KHANDELWAL JAIN & CO.

CHARTERED ACCOUNTANTS

Website: www.kjco.net • E-mail: kjco@kjco.net

6-B&C, Pil Court, 6th Floor,
111, M. Karve Road, Churchgate,
Mumbai - 400 020.
Tel.: (+91-22) 4311 5000
Fax : 4311 5050

12-B, Baldota Bhavan, 5th Floor,
117, M. Karve Road, Churchgate,
Mumbai - 400 020.
Tel.: (+91-22) 4311 6000
Fax : 4311 6060

Independent Auditor's Review Report on Unaudited Standalone Financial Results of Kopran Limited Pursuant to the Regulation 33 and 52 of the Securities and Exchange Board of India (Listing Obligations and Disclosure Requirements) Regulations, 2015, as amended

To The Board of Directors of Kopran Limited

1. We have reviewed the accompanying Statement of Unaudited Standalone Financial Results of Kopran Limited, ("the Company") for the quarter and nine months ended December 31, 2023 ("the Statement"), being submitted by the Company pursuant to the requirements of Regulation 33 and 52 of the SEBI (Listing Obligations and Disclosure Requirements) Regulations, 2015, as amended.
2. This Statement, which is the responsibility of the Company's Management and approved by the Board of Directors of the Company, has been prepared in accordance with the recognition and measurement principles laid down in the Indian Accounting Standard 34 "Interim Financial Reporting" (Ind AS 34), prescribed under section 133 of the Companies Act, 2013 read with relevant rules issued thereunder and other accounting principles generally accepted in India. Our responsibility is to express a conclusion on the Statement based on our review.
3. We conducted our review of the Statement in accordance with the Standard on Review Engagements (SRE) 2410 Review of Interim Financial Information Performed by the Independent Auditor of the Entity", issued by the Institute of Chartered Accountants of India. This standard requires that we plan and perform the review to obtain moderate assurance as to whether the Statements



- 2 -

is free of material misstatement. A review of interim financial information consists of making inquiries, primarily of persons responsible for financial and accounting matters, and applying analytical and other review procedures. A review is substantially less in scope than an audit conducted in accordance with Standards on Auditing specified under Section 143(10) of the Companies Act, 2013 and consequently does not enable us to obtain assurance that we would become aware of all significant matters that might be identified in an audit. Accordingly, we do not express an audit opinion.

4. Based on our review conducted as stated in paragraph 3 above, nothing has come to our attention that causes us to believe that the accompanying Statement of unaudited standalone financial results, prepared in accordance with the recognition and measurement principles laid down in the aforesaid Indian Accounting Standard and other accounting principles generally accepted in India, has not disclosed the information required to be disclosed in terms of Regulation 33 of the SEBI (Listing Obligations and Disclosure Requirements) Regulations, 2015, as amended including the manner in which it is to be disclosed, or that it contains any material misstatement.

For KHANDELWAL JAIN & CO.
Chartered Accountants,
Firm Registration No: 105049W

Bhupendra Karkhanis

(BHUPENDRA KARKHANIS)
PARTNER

Membership No: 108336

UDIN: 2410 8336 BKC IDN 8585



Place : Mumbai

Date : February 7, 2024

6-B&C, Pil Court, 6th Floor,
111, M. Karve Road, Churchgate,
Mumbai - 400 020.
Tel.: (+91-22) 4311 5000
Fax : 4311 5050

12-B, Baldota Bhavan, 5th Floor,
117, M. Karve Road, Churchgate,
Mumbai - 400 020.
Tel.: (+91-22) 4311 6000
Fax : 4311 6060

**Independent Auditor's Review Report on Unaudited Consolidated Financial Results of
Kopran Limited Pursuant to the Regulation 33 and 52 of the Securities and Exchange
Board of India (Listing Obligations and Disclosure Requirements) Regulations, 2015, as
amended**

To
The Board of Directors of
Kopran Limited

1. We have reviewed the accompanying Statement of Unaudited Consolidated Financial Results of Kopran Limited ("the Parent" or "the Holding Company") and its subsidiaries (the parent and its subsidiaries together referred to as "the Group") for the quarter and nine months ended December 31, 2023 ("the Statement"), being submitted by the Parent pursuant to the requirements of Regulation 33 and 52 of the SEBI (Listing Obligations and Disclosure Requirements) Regulations, 2015, as amended.
2. This Statement, which is the responsibility of the Parent's Management and approved by the Parent's Board of Directors, has been prepared in accordance with the recognition and measurement principles laid down in the Indian Accounting Standard - 34 "Interim Financial Reporting" (Ind AS 34), prescribed under section 133 of the Companies Act, 2013 read with relevant rules issued thereunder and other accounting principles generally accepted in India. Our responsibility is to express a conclusion on the Statement based on our review.
3. We conducted our review of the Statement in accordance with the Standard on Review Engagements (SRE) 2410 "Review of Interim Financial Information Performed by the Independent Auditor of the Entity", issued by the Institute of Chartered Accountants of India. This standard requires that we plan and perform the review to obtain moderate assurance as to whether the financial statements are free of material misstatement. A review of interim financial information consists of making inquiries, primarily of persons responsible for financial and accounting matters, and applying analytical and other review procedures. A review is substantially less in scope than an audit conducted in accordance with Standards on Auditing specified under Section 143(10) of the Companies Act, 2013 and consequently does not enable us to obtain assurance



4. that we would become aware of all significant matters that might be identified in an audit. Accordingly, we do not express an audit opinion.

We also performed procedures in accordance with the Circular No. CIR/CFD/CMD 1/44/2019 dated March 29, 2019 issued by the Securities and Exchange Board of India under Regulation 33 (8) of the SEBI (Listing Obligations and Disclosure Requirements) Regulations, 2015, as amended, to the extent applicable.

5. The Statement includes the results of the following entities:
- Kopran Research Laboratories Limited
 - Kopran Lifesciences Limited
 - Kopran (H. K) Limited
 - Kopran (UK) Limited (wholly owned subsidiary of Kopran Research Laboratories Limited)
6. Based on our review conducted and procedures performed as stated in paragraph 3 above and based on the consideration of the review reports of other auditors referred to in paragraph 6 below, nothing has come to our attention that causes us to believe that the accompanying Statement, prepared in accordance with the recognition and measurement principles laid down in the aforesaid Indian Accounting Standard and other accounting principles generally accepted in India, has not disclosed the information required to be disclosed in terms of Regulation 33 and 52 of the SEBI (Listing Obligations and Disclosure Requirements) Regulations, 2015, as amended, including the manner in which it is to be disclosed, or that it contains any material misstatement.
7. (a) We did not review the interim financial information of 2 subsidiaries included in the Unaudited Consolidated Financial Results, whose interim financial information, before consolidation adjustments reflects total income of Rs 8,679.28 and Rs 22,655.79 lakhs, total net profit after tax of Rs. 660.37 lakhs and Rs. 1,589.10 lakhs and total comprehensive income of Rs. 661.90 lakhs and Rs. 1,593.71 lakhs for the quarter and nine months ended December 31, 2023 respectively, as considered in the Statement. These interim financial information have been reviewed by other auditors whose reports have been furnished to us by the Management and our conclusion on the Statement, in so far as it relates to the amounts and disclosures included in respect of these subsidiaries, is based solely on the reports of the other auditors and the procedures performed by us as stated in paragraph 3 above.
- Our conclusion on the Statement is not modified in respect of the above matter.



- 6 (b) The Unaudited Consolidated Financial Results includes the interim financial information of 2 subsidiaries which have not been reviewed by their auditors, whose interim financial information before consolidation adjustments, reflect total income of NIL and NIL, total net Profit after tax of Rs. 5.81 lakhs and net loss after tax Rs. 2.10 lakhs and total comprehensive Income of Rs. 7.11 lakhs and Rs. 2.41 lakhs for the quarter and nine months ended December 31, 2023 respectively, as considered in the Statement. According to the information and explanations given to us by the Management, these interim financial information are not material to the Group.

Our conclusion on the Statement is not modified in respect of the above matter.

For KHANDELWAL JAIN & CO.
Chartered Accountants,
Firm Registration No.: 105049W

Bhupendra Karkhanis

(BHUPENDRA KARKHANIS)
PARTNER
Membership No: 108336
UDIN: 24108336BKC1001234



Place: Mumbai
Date: February 07, 2024

KOPRAN LIMITED
STATEMENT OF CONSOLIDATED AND STANDALONE UNAUDITED FINANCIAL RESULTS FOR QUARTER AND NINE MONTHS ENDED DECEMBER 31, 2023

(Rs. In Lakhs)

Particulars	Consolidated						Standalone					
	For the Quarter ended			For the Nine Months ended		For the Year ended	For the Quarter ended			For the Nine Months ended		For the Year ended
	31/12/2023	30/09/2023	31/12/2022	31/12/2023	31/12/2022	31/03/2023	31/12/2023	30/09/2023	31/12/2022	31/12/2023	31/12/2022	31/03/2023
	Unaudited	Unaudited	Unaudited	Unaudited	Unaudited	Audited	Unaudited	Unaudited	Unaudited	Unaudited	Unaudited	Audited
(1) Revenue from Operations	15,891.83	15,259.05	15,800.47	42,851.06	40,059.08	55,098.70	8,233.40	9,863.88	6,796.37	24,683.28	19,276.65	27,309.48
(2) Other Income	29.38	12.61	221.84	47.63	330.18	306.50	39.88	510.28	63.85	567.88	1,607.13	1,534.71
(3) Foreign Exchange Gain (Net)	213.42	0.41	-	446.91	-	-	89.15	68.64	52.23	288.29	-	73.88
(4) Total Income (1+2+3)	16,134.63	15,272.07	16,022.31	43,345.60	40,389.26	55,405.20	8,362.43	10,442.80	6,912.45	25,539.45	20,883.77	28,918.07
(5) Expenses												
(a) Cost of materials consumed	10,891.44	10,991.45	8,489.93	28,878.12	23,930.63	32,393.55	4,804.09	7,140.55	3,971.92	16,079.86	10,601.85	13,884.75
(b) Purchase of stock-in-trade	(225.70)	93.39	103.43	(104.91)	2,224.17	2,433.51	61.06	403.92	177.71	1,300.42	1,822.37	3,672.93
(c) Changes in Inventories of finished goods, stock-in-trade and work-in-progress	(703.22)	(1,664.12)	2,519.49	(1,359.73)	(166.84)	1,261.60	251.60	(330.48)	237.61	(61.31)	37.30	354.98
(d) Employee benefits expense	1,374.45	1,302.72	1,186.34	3,936.16	3,579.11	4,994.60	676.56	613.13	617.70	1,925.69	1,747.36	2,514.67
(e) Finance costs	223.60	193.95	223.91	600.52	430.54	608.33	102.47	74.47	72.22	272.18	183.03	267.17
(f) Depreciation and amortisation expense	326.57	276.81	316.25	929.32	946.92	1,271.24	117.21	116.26	111.91	345.88	332.33	441.22
(g) Other expenses	2,196.71	2,252.86	2,238.90	6,229.35	6,127.07	8,289.72	1,233.64	1,166.61	1,181.17	3,280.09	3,218.81	4,090.84
(h) Foreign Exchange Loss (Net)	-	-	30.35	-	803.16	546.06	-	-	-	-	113.34	-
Total Expenses (5)	14,083.85	13,447.06	15,108.60	39,108.83	37,874.76	51,798.61	7,246.63	9,184.46	6,370.24	23,142.81	17,943.05	25,226.56
(6) Profit before exceptional items and tax (4-5)	2,050.78	1,825.01	913.71	4,236.77	2,514.50	3,606.59	1,115.80	1,258.34	542.21	2,396.64	2,940.72	3,691.51
(7) Exceptional items (Net)	-	-	-	-	-	-	-	-	-	-	-	-
(8) Profit before tax (6-7)	2,050.78	1,825.01	913.71	4,236.77	2,514.50	3,606.59	1,115.80	1,258.34	542.21	2,396.64	2,940.72	3,691.51
(9) Tax expense												
(a) Current Tax	469.71	409.24	203.87	941.31	566.17	807.27	279.70	192.82	133.28	485.19	390.45	587.16
(b) Deferred Tax	1.71	38.82	15.23	61.85	28.85	76.02	(15.03)	(0.79)	4.51	(21.33)	(23.13)	(20.93)
(10) Profit for the period/year (8 - 9)	1,579.36	1,376.95	694.61	3,233.61	1,919.48	2,723.30	851.13	1,066.31	404.42	1,932.78	2,573.40	3,125.28
(11) Other Comprehensive Income												
(i) Items that will not be reclassified to profit and loss												
(a) - Remeasurements of defined benefit plans	4.57	4.58	1.55	13.74	4.65	18.31	2.51	2.51	4.17	7.53	12.51	10.03
Income tax effect on Remeasurement of defined employee benefit plans	(1.17)	(1.18)	(0.40)	(3.52)	(1.19)	(4.69)	(0.64)	(0.65)	(1.07)	(1.93)	(3.21)	(2.57)
(b) - Net changes in Fair value of investments in equity shares carried at fair value through OCI	-	-	-	-	-	(0.27)	-	-	-	-	-	(0.27)
Income tax effect on Fair value of investments in equity shares carried at fair value through OCI	-	-	-	-	-	0.07	-	-	-	-	-	0.07
(ii) a) Items that will be reclassified to profit or loss												
Exchange difference in translating the financial statements of foreign operation	1.24	2.82	5.21	4.50	20.31	17.29	-	-	-	-	-	-
b) Income tax relating to items that will be reclassified to profit or loss	-	-	-	-	-	-	-	-	-	-	-	-
Other Comprehensive Income (11)	4.64	6.22	6.36	14.72	23.77	30.71	1.87	1.86	3.10	5.60	9.31	7.26
(12) Total Comprehensive Income (10+11)	1,584.00	1,383.17	700.97	3,248.33	1,943.25	2,754.01	853.00	1,068.17	407.52	1,938.38	2,582.71	3,132.54



Particulars	Consolidated						Standalone					
	For the Quarter ended			For the Nine Months ended		For the Year ended	For the Quarter ended			For the Nine Months ended		For the Year ended
	31/12/2023	30/09/2023	31/12/2022	31/12/2023	31/12/2022	31/03/2023	31/12/2023	30/09/2023	31/12/2022	31/12/2023	31/12/2022	31/03/2023
	Unaudited	Unaudited	Unaudited	Unaudited	Unaudited	Audited	Unaudited	Unaudited	Unaudited	Unaudited	Unaudited	Audited
Profit attributable to												
- Owners of the Company	1,579.36	1,376.95	694.61	3,233.61	1,919.48	2,723.30	-	-	-	-	-	-
- Non - Controlling Interest	-	-	-	-	-	-	-	-	-	-	-	-
Other Comprehensive Income / (Loss) attributable to												
- Owners of the Company	4.64	6.22	6.36	14.72	23.77	30.71	-	-	-	-	-	-
- Non - Controlling Interest	-	-	-	-	-	-	-	-	-	-	-	-
Total Comprehensive Income attributable to												
- Owners of the Company	1,584.00	1,383.17	700.97	3,248.33	1,943.25	2,754.01	-	-	-	-	-	-
- Non - Controlling Interest	-	-	-	-	-	-	-	-	-	-	-	-
(13) Paid up Equity Share Capital (Face Value of Rs. 10 each)	4,821.06	4,821.06	4,821.06	4,821.06	4,821.06	4,821.06	4,821.06	4,821.06	4,821.06	4,821.06	4,821.06	4,821.06
(14) Other Equity						39,103.51						34,737.58
(15) Earnings Per Share (EPS) (Face value Rs. 10/- each)												
(a) Basic	3.28	2.86	1.44	6.71	3.98	5.65	1.77	2.21	0.84	4.01	5.34	6.48
(b) Diluted	3.27	2.85	1.44	6.69	3.98	5.65	1.76	2.20	0.84	4.00	5.34	6.48

Notes:-

- 1) The above Statement of consolidated and standalone unaudited financial results have been prepared in accordance with Indian Accounting Standards (Ind AS) prescribed under Section 133 of the Companies Act 2013, read with Companies (Indian Accounting Standards) Rules, 2015, as amended and other accounting principles generally accepted in India. There is no minority interest.
- 2) The above Statement of consolidated and standalone unaudited financial results have been reviewed by the Audit Committee and approved by the Board of Directors at its meeting held on February 7, 2024 and have been reviewed by the Statutory Auditors of the Company who have expressed unmodified conclusion.
- 3) The Company and the subsidiaries together referred to as "Group" are engaged primarily in the Pharmaceuticals business and there are no separate reportable segments as per Ind AS 108 on "Operating Segment Reporting".
- 3) The Nomination and Remuneration Committee of the Board of Directors at its meeting held on September 29, 2023 granted 3,48,500 stock options to the eligible employees of the Group at an exercise price of Rs. 179/- per option under the Employee Stock Option Scheme. The options will vest between September 29, 2023 to September 29, 2026. The options may be exercised within three years from the date of vesting.
- 4) Figures for the previous period have been regrouped or reclassified, where ever necessary to make them comparable with the figures of the current period.

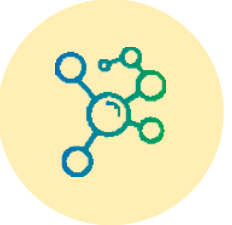


Place : Mumbai
Date : February 7, 2024



FOR KOPRAN LIMITED

Surendra Somani
Executive Vice Chairman



ONEDIRECTION, ENDLESS OPPORTUNITIES.

CORPORATE PRESENTATION
Q3 FY 2023-24

This quarterly investor presentation has been prepared by Kopran Limited ('Kopran') and does not constitute a prospectus or placement memorandum or an offer to acquire any securities. This presentation or any other documentation or information (or any part thereof) delivered or supplied, should not be deemed to constitute an offer.

No representation or warranty, express or implied, is made as to, and no reliance should be placed on, the fairness, accuracy, completeness or correctness of such information or opinions contained herein. The information contained in this presentation is only current as of its date. Certain statements made in this presentation may not be based on historical information or facts and may be 'forward-looking statements', including those relating to the general business plans and strategy of Kopran, its future financial condition and growth prospects, future developments in its industry and its competitive and regulatory environment, and statements which contain words or phrases such as 'will', 'expected to', 'horizons of growth', 'strong growth prospects', among many others, or similar expressions or variations of such expressions. These forward-looking statements involve a number of risks, uncertainties and other factors that could cause actual results, opportunities and growth potential to differ materially from those suggested by the forward-looking statements. These risks and uncertainties include, but are not limited to, risks with respect to API and Formulation businesses.

Kopran may alter, modify, or otherwise change in any manner, the content of this presentation, without obligation to notify any person of such revision or changes. This presentation cannot be copied and disseminated in any manner.

An integrated Pharmaceutical Company, committed to supplying International Quality Formulations and Active Pharmaceutical Ingredients (APIs) globally

State-of-the-art manufacturing facilities and products with various accreditations and approvals by major global regulatory authorities

The formulations vertical is operated through Kopran Limited

The API vertical is being operated under Kopran Research Laboratories Ltd. (KRLL), a wholly owned subsidiary of Kopran Limited

50+

Nations - Export Reach

Technology-focused Company

Serving Regulated and Non-Regulated Markets



State-of-the-art
Manufacturing Facilities

API VERTICAL

Development, manufacturing and sale of diverse APIs and Advanced Intermediates

One of the leaders in Atenolol

One of the major players in Sterile Carbapenems

World-class facility and quality systems

Catering export and domestic market

DEDICATED AND VERSATILE FACILITIES FOR

Atenolol

Cephalosporins - Non-Sterile & Sterile

Macrolides

Granules

Sterile Carbapenems

Multipurpose plants

Pilot plants

PRODUCT SEGMENTS

Anti-hypertensive

Macrolide

Neuromodulator

Urological

Anti-infective/Anti-acne

Sterile Carbapenem

Sterile Cephalosporin

Anti-thrombotic

Intermediate

Anti-diabetic

FACILITY

Located at
**MIDC Mahad,
Maharashtra**

11,900 sq. mts.
built-up area

26

Products commercialised



PRODUCT SEGMENTS

PENICILLIN-BASED FINISHED ORAL DOSAGE FORMS

Anti-infective
Amoxicillin
Ampicillin
Cloxacillin
Amoxy Clav

NON-PENICILLIN-BASED FINISHED ORAL DOSAGE FORMS

Macrolides
Anti-hypertensive
Cardiovascular
Anti-helmentics
Anti-histamine
EDS
Anti-diabetic
CNS
Pain Management
Gastroenterology



FORMULATIONS VERTICAL

Development and manufacturing of oral solid dosages and dry powder formulations for both Penicillin- and Non-Penicillin-based drugs

Catering 100% export markets of both Regulated and Non-Regulated markets

Manufacturers of more than 100 dosages meeting the standards of international markets which includes Tablets, Capsules, Dry Powder and Suspension

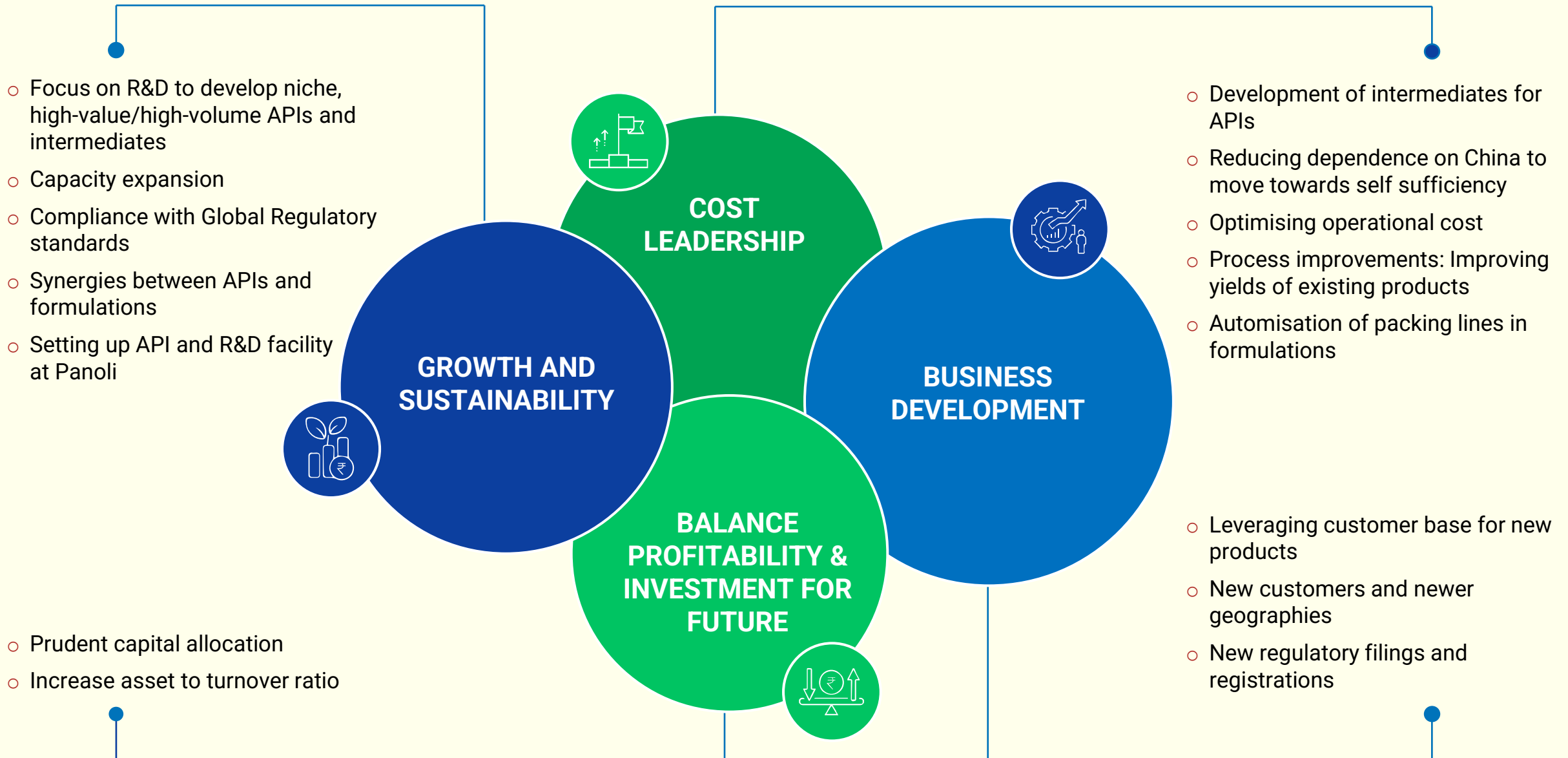
DEDICATED FACILITIES

- Penicillin-based finished oral dosage forms
- Non-Penicillin-based finished oral dosage forms

FACILITY

Located at
**Khopoli,
Maharashtra**

11,432 sq. mts.
built-up area



OFFERING BEST-IN-CLASS QUALITY THROUGH STRICT COMPLIANCE



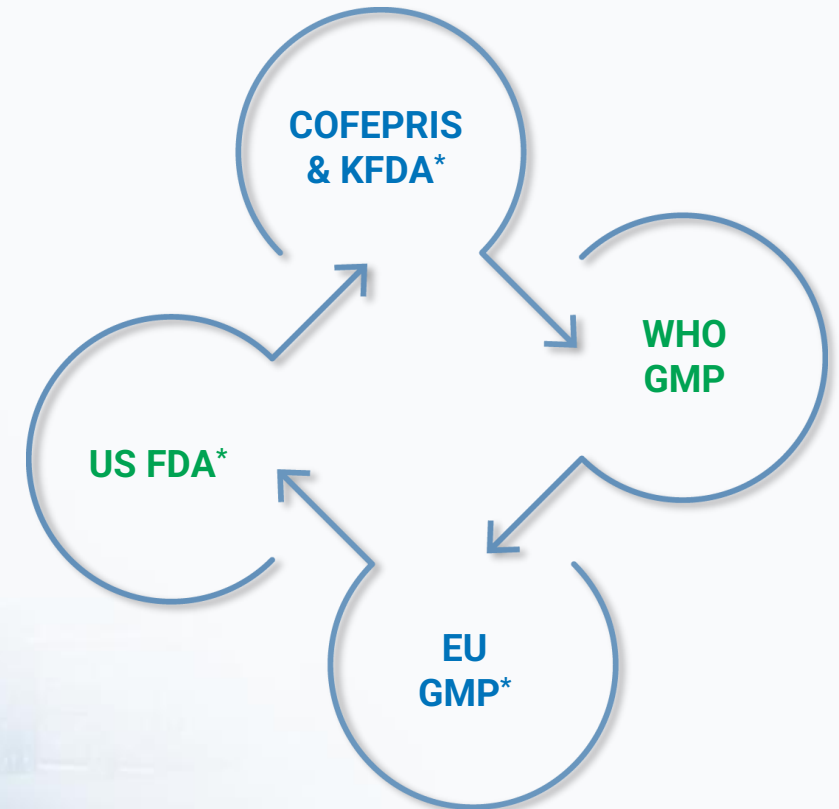
FORMULATIONS ACCREDITATIONS

Approved by 15 countries including MHRA (UK), SAPHRA South Africa (formerly MCC), MMA Malta (EU GMP), Health Canada (Canada), FDA Philippines, DAV Vietnam, FDA Thailand, TMDA Tanzania (formerly TFDA), NDA Uganda, PPB Kenya, EFDA Ethiopia, MCAZ Zimbabwe, MOH Oman, MOH Iraq, MOH Yemen

The Company maintains highest global regulatory standards of manufacturing and quality at its all plants

API ACCREDITATIONS

The plant has been approved by



*Except sterile facility

OPERATIONAL PERFORMANCE



Kopran Research Laboratories Limited
उच्च उत्पादकता और गुणवत्ता हमारा लक्ष; सुरक्षितता में रहे हम सदैव दक्ष
OUR "COMMITMENT" SAFE AND GREEN ENVIRONMENT

OUR "COMMITMENT" SAFE AND GREEN ENVIRONMENT

Single women
and child are
not allowed
NO ENTRY
WORKERS STRICTLY
PROHIBITED

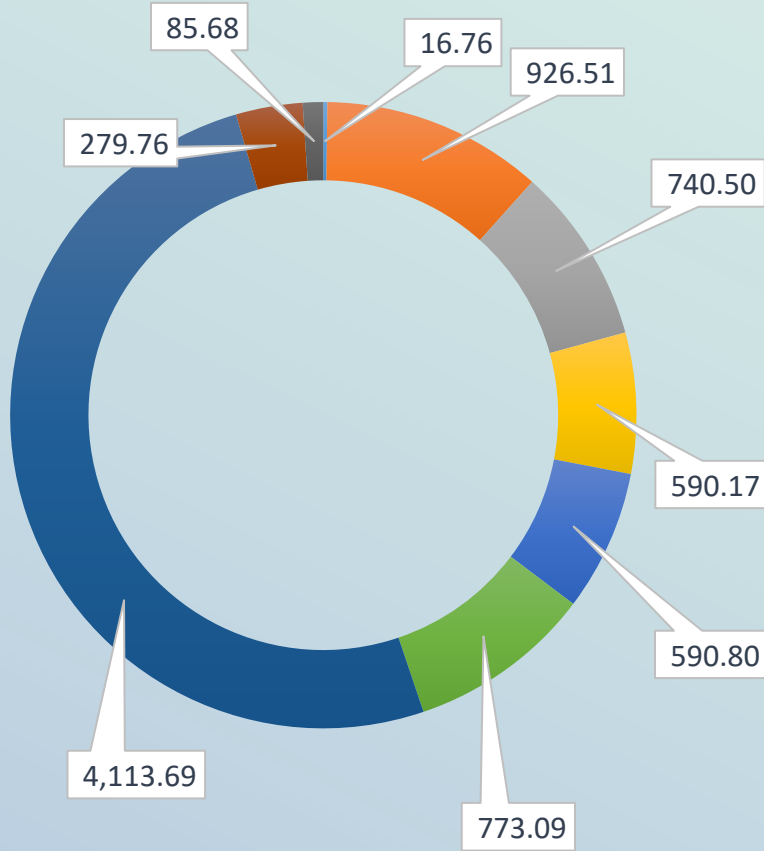
ELECTRICAL DEPT.
POLITY DEPT.
ENGINEER
WATER SYSTEM

EHS
Kopran
ENVIRONMENTAL, HEALTH & SAFETY POLICY
Kopran Research Laboratories Limited
The following are the key elements of the EHS Policy:
1. Compliance with all applicable laws and regulations.
2. Prevention of pollution and environmental degradation.
3. Protection of the health and safety of all employees and contractors.
4. Promotion of a safe and sound working environment.
5. Minimization of waste and efficient use of resources.
6. Continuous improvement in EHS performance.
7. Regular training and awareness programs for all employees.
8. Prompt reporting and investigation of incidents and near misses.
9. Collaboration with external stakeholders on EHS issues.
10. Regular audits and assessments to ensure compliance and effectiveness.
Kopran is committed to these principles and will strive to achieve the highest standards of EHS performance.

Kopran Research Laboratories Limited
SITE PLAN

Q3 FY 2023-24 (₹ LAKHS)

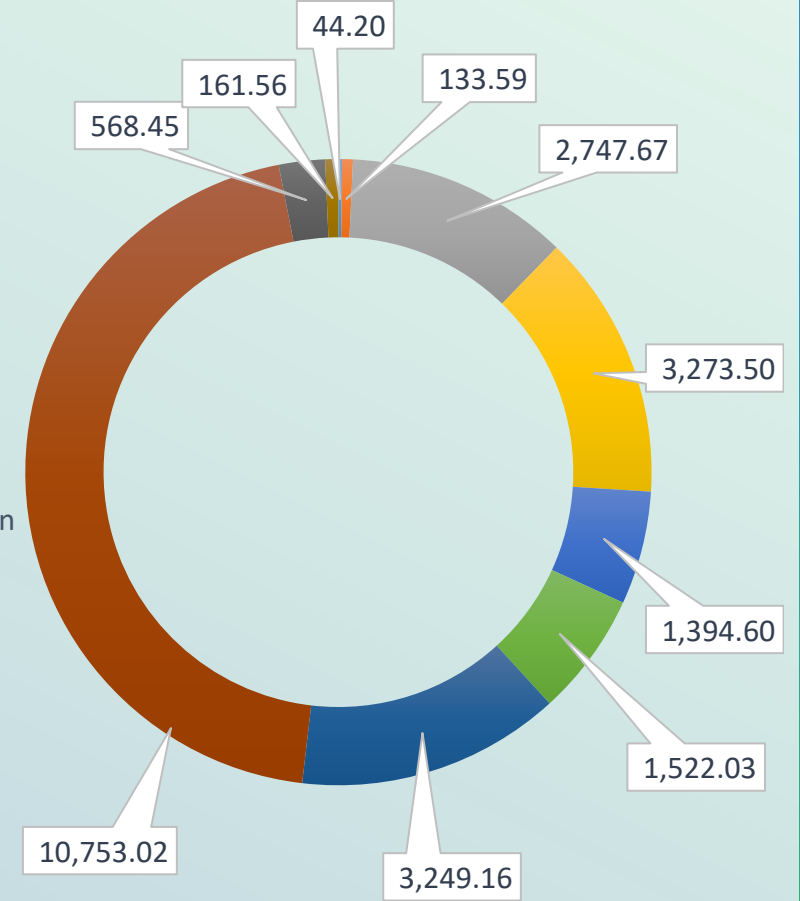
- Anti- Infective
- Antibiotic-Urological
- Anti-Hypertensive
- Neuromodulator
- Steriles Cephalosporin
- Macrolide
- Carbapenem
- Anti-Thrombotic
- Intermediate



Total ₹ **8,117** Lakhs

9M FY 2023-24 (₹ LAKHS)

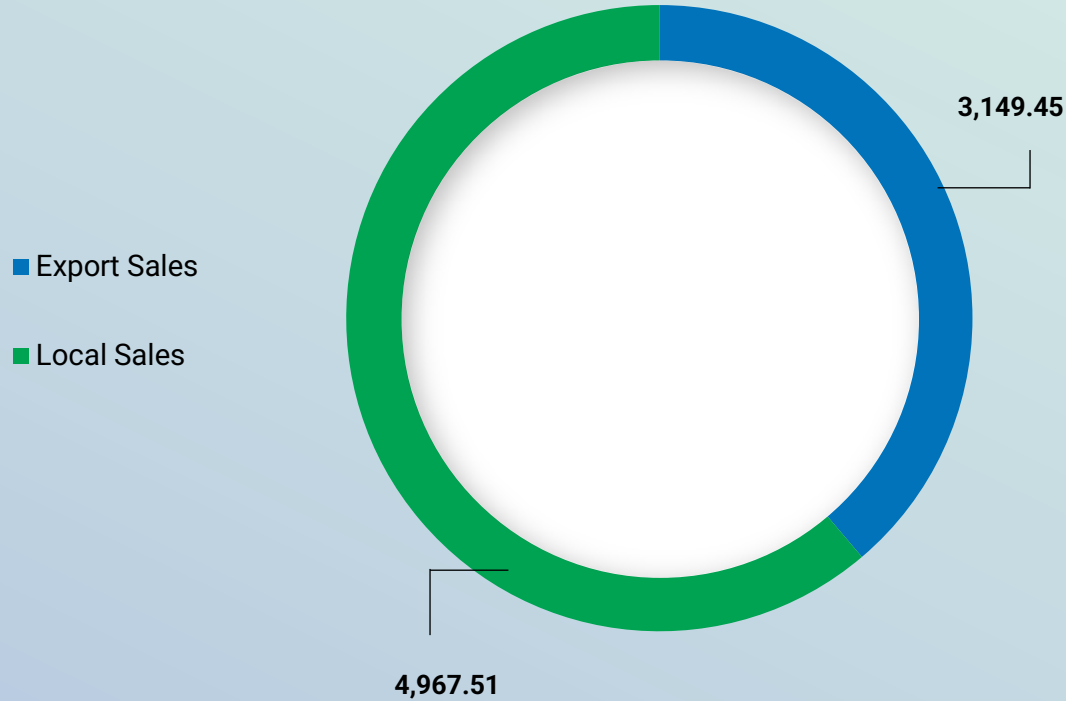
- Anti- Diabetic
- Anti- Infective
- Antibiotic-Urological
- Anti-Hypertensive
- Neuromodulator
- Steriles Cephalosporin
- Macrolide
- Carbapenem
- Anti-Thrombotic
- Intermediate



Total ₹ **23,848** Lakhs

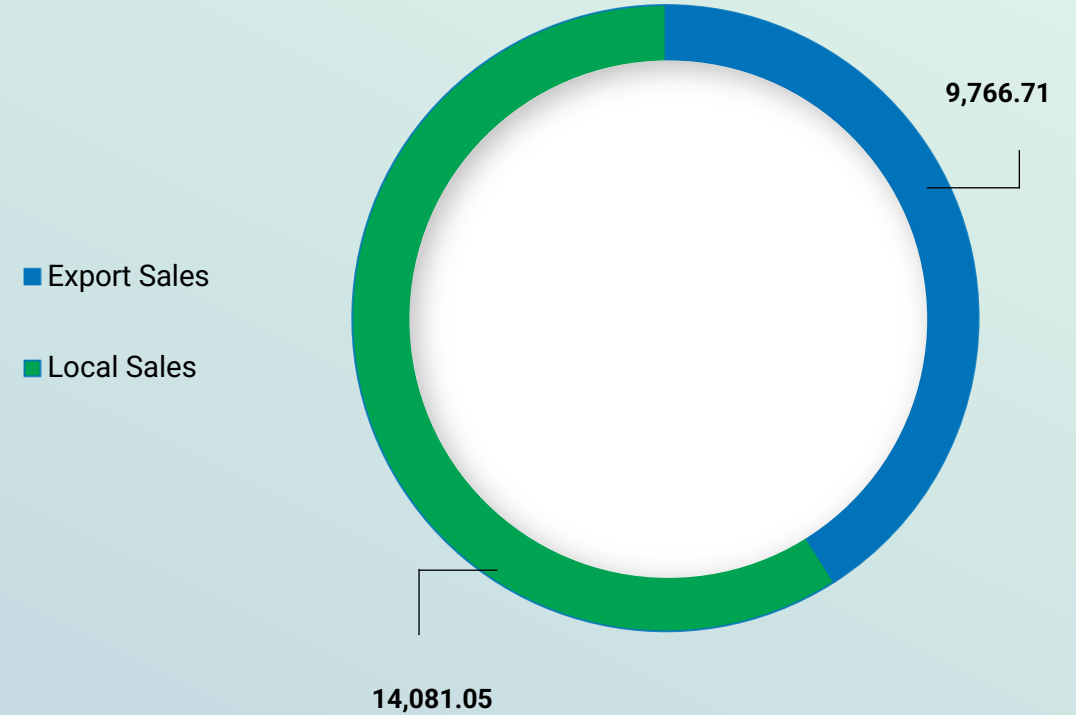
Note: Excluding solvent and scrap sales and includes API consumed for production of formulations.

Q3 FY 2023-24 (₹ LAKHS)



Total ₹ **8,117** Lakhs

9M FY 2023-24 (₹ LAKHS)

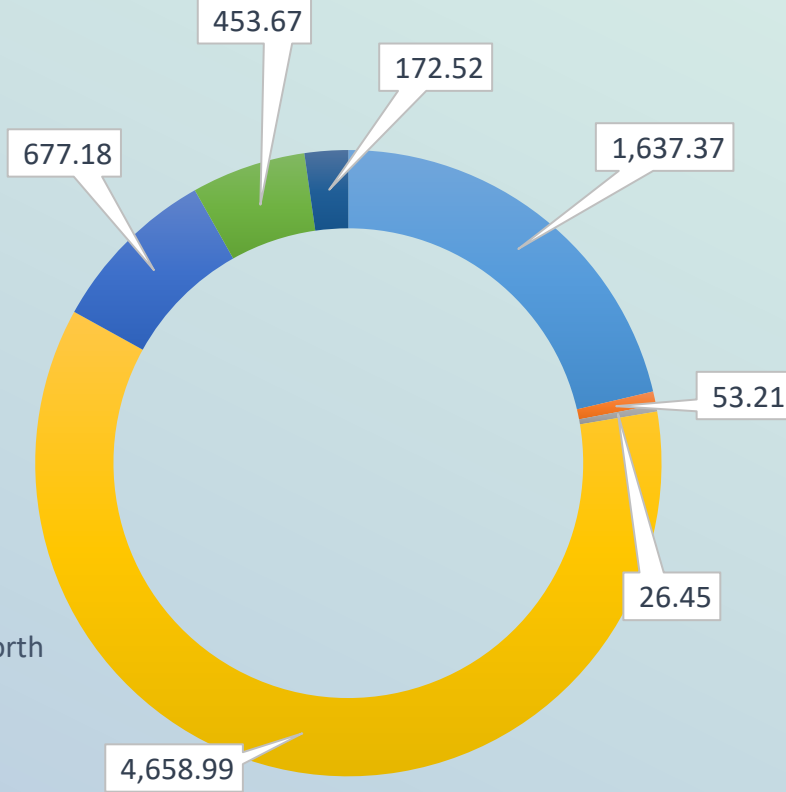


Total ₹ **23,848** Lakhs

Note: Excluding solvent and scrap sales and includes API consumed for production of formulations.

Q3 FY 2023-24 (₹ LAKHS)

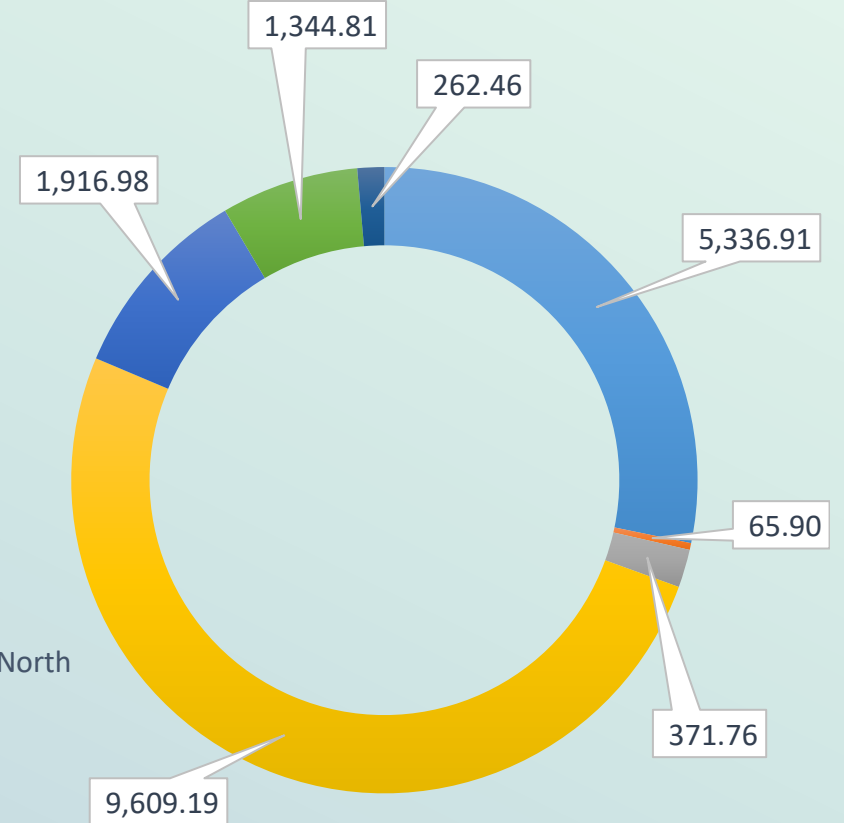
- Africa
- Canada
- Latem
- South Africa
- Southeast Asia
- UK
- Middle East and North Africa



Total ₹ **7,679** Lakhs

9M FY 2023-24 (₹ LAKHS)

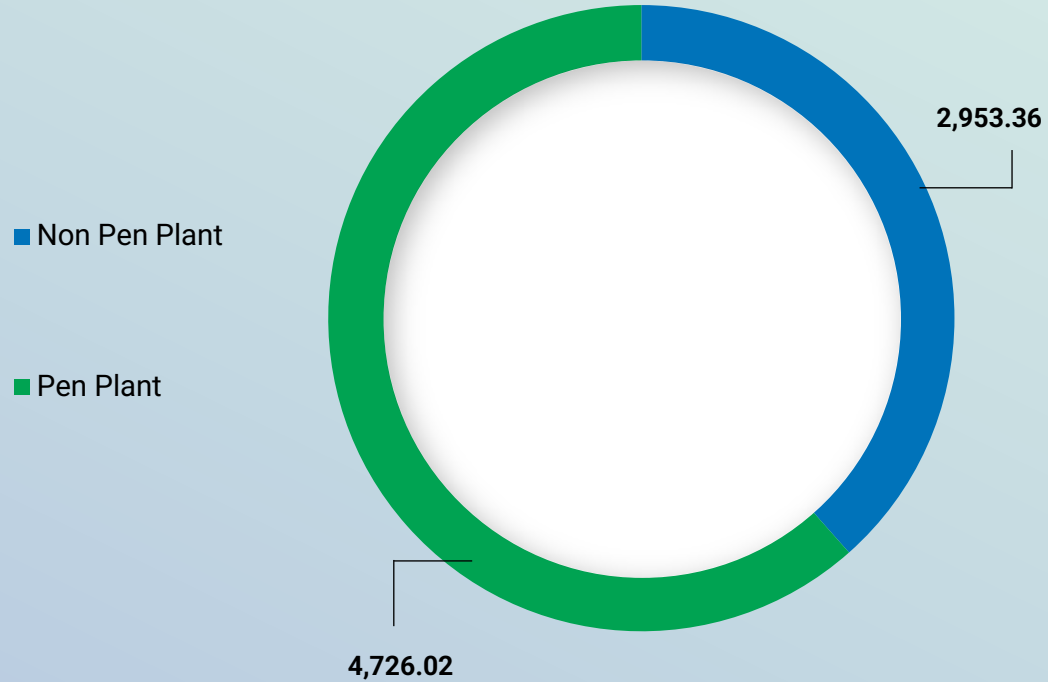
- Africa
- Canada
- Latem
- South Africa
- Southeast Asia
- UK
- Middle East and North Africa



Total ₹ **18,908** Lakhs

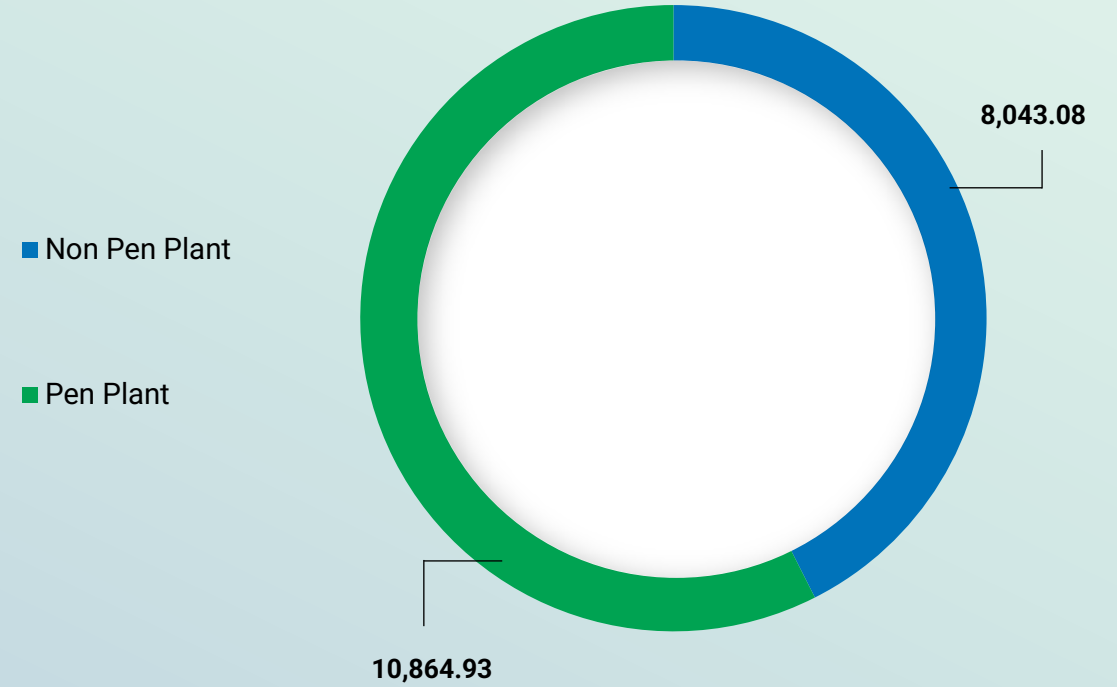
Note: Excluding Scrap Sales

Q3 FY 2023-24 (₹ LAKHS)



Total ₹ **7,679** Lakhs

9M FY 2023-24 (₹ LAKHS)



Total ₹ **18,908** Lakhs

Note: Excluding Scrap Sales

FINANCIAL PERFORMANCE

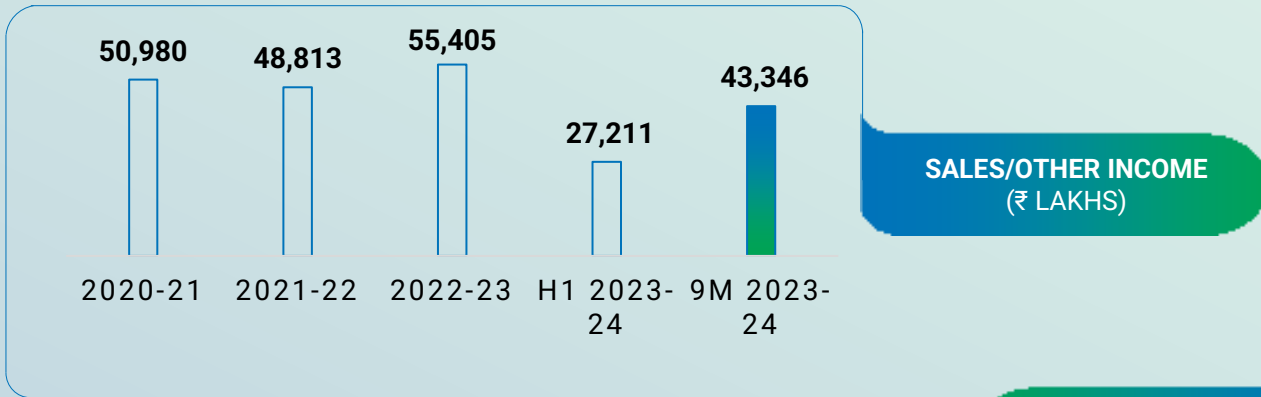


PARTICULARS	Q3 FY 2023-24	Q2 FY 2023-24	Q3 FY 2022-23
Revenue from Operations	16,135	15,259	16,022
EBITDA	2,358	2,283	1,384
Net Profit	1,579	1,377	661

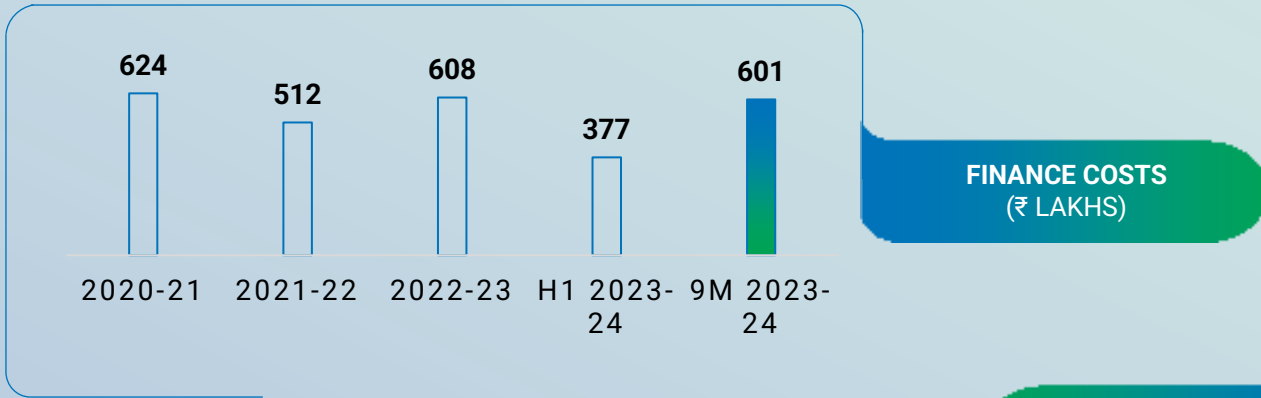
PARTICULARS	9M FY 2023-24	H1 FY 2023-24	FY 2022-23
Net Debt: Equity	0.19	0.20	0.14
RoCe (%)	12.1	9.0	7.9

Summary

- Revenue from operations increased to ₹ 16,135 Lakhs in Q3 FY 2023-24 as compared to ₹ 16,022 Lakhs in Q3 of FY 2022-23.
- EBITDA grew from ₹ 1,384 Lakhs in Q3 of FY 2022-23 to ₹ 2,358 Lakhs during the third quarter of the current financial year.
- Net Profit grew by 139% to record ₹ 1,579 Lakhs as against ₹ 661 Lakhs in Q3 of FY 2022-23.
- The EBITDA margins also improved due to better product mix.

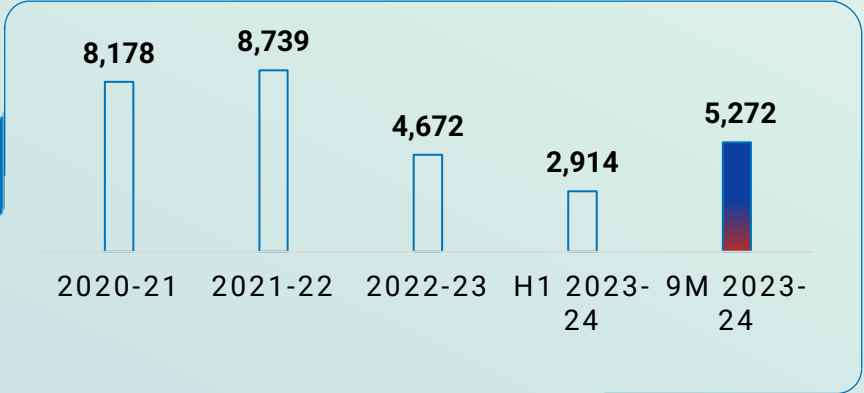


SALES/OTHER INCOME
(₹ LAKHS)

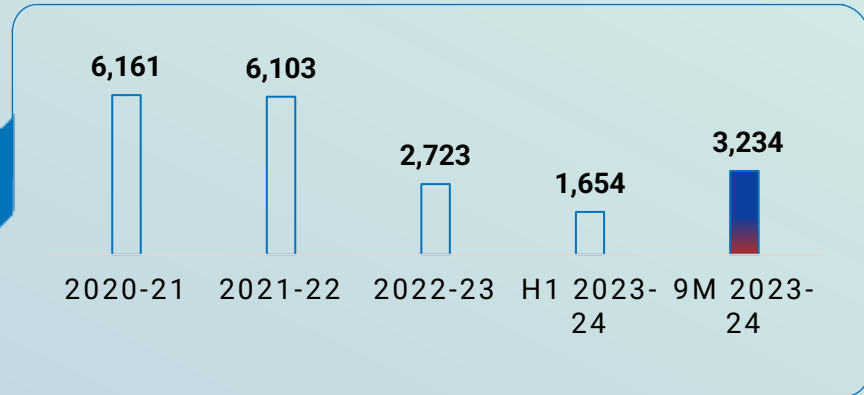


FINANCE COSTS
(₹ LAKHS)

NET PROFIT/(LOSS)
(₹ LAKHS)



EBITDA *
(₹ LAKHS)

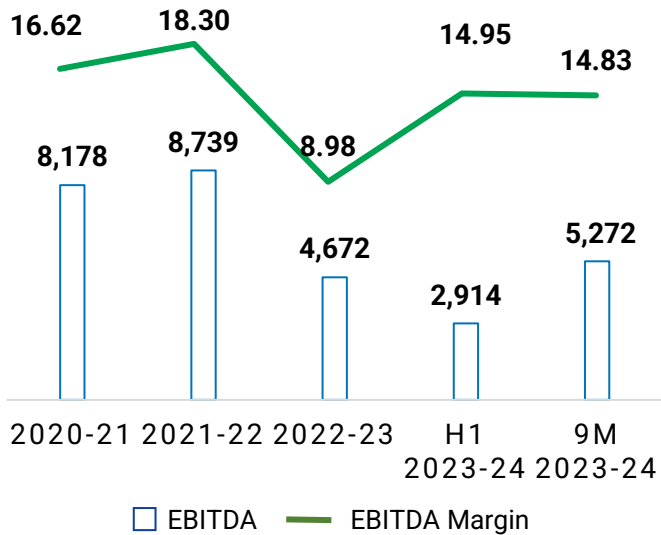


NET PROFIT/(LOSS)
(₹ LAKHS)

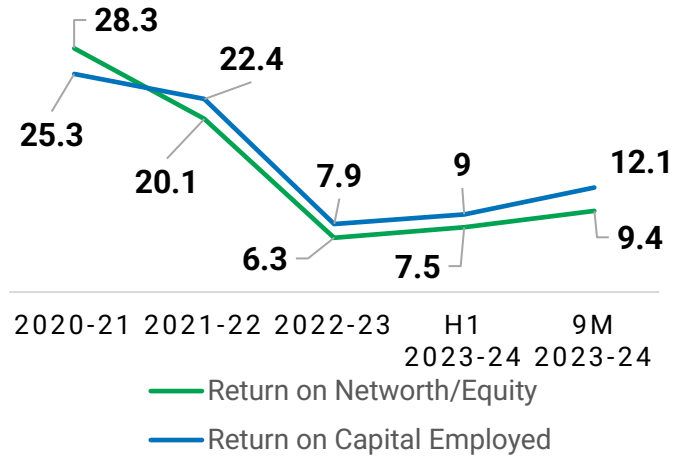
Note: EBITDA excluding other income

EBITDA & EBITDA Margin

(₹ Lakhs, %)

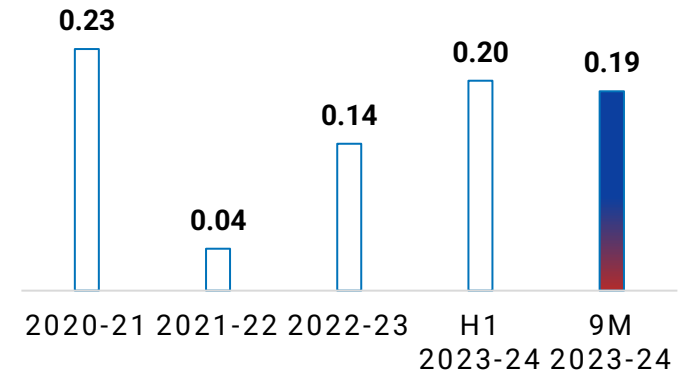


RoE (%) RoCE (%)



Net Debt/Equity

(X)



CONSOLIDATED FINANCIAL HIGHLIGHTS

PARTICULARS	9M FY 2023-24	FY 2022-23	FY 2021-22	FY 2020-21	FY 2019-20
Revenue from Operations	42,851	55,098	47,752	49,181	35,949
Equity Share Capital	4,821	4,821	4,821	4,325	4,324
Other Equity	42,555	39,104	37,796	20,177	14,643
Net Worth	47,376	43,925	42,617	24,503	18,968
Fixed Assets(net)	25,991	23,457	18,623	15,508	14,139
Borrowings	9,823	7,524	7,248	6,429	7,806
EBITDA	5,272	5,180	8,739	8,178	4,696
Finance Costs	601	608	512	623	891
Depreciation	929	1,271	1,110	1,019	957
Tax Expenses	1,003	883	2,075	2,172	726
Net Profit	3,234	2,723	6,103	6,183	2,120
Earnings Per Share(Rs)	6.71	5.65	13.77	14.24	4.86

Note: EBITDA excluding other income



MR. SURENDRA SOMANI
EXECUTIVE VICE CHAIRMAN



MR. ADARSH RAJENDRA SOMANI
DIRECTOR



MRS. MAMTA BIYANI
INDEPENDENT DIRECTOR



MR. NARAYAN ATAL
INDEPENDENT DIRECTOR



DR. SIDDHAN SUBRAMANIAN
INDEPENDENT DIRECTOR



DR. SUNITA BANERJI
INDEPENDENT DIRECTOR



MR. SUSHEEL SOMANI
DIRECTOR



MR. VARUN SURENDRA SOMANI
DIRECTOR

ABOUT KOPRAN LIMITED:

Kopran Limited is an integrated Pharmaceutical Company, committed to manufacturing and supplying International Quality Formulations and APIs worldwide. Kopran's manufacturing facilities and products have accreditations across all the continents. Research & Development for New Products and Processes for both Formulations & APIs form the strategy of Kopran's growth.

REGISTERED OFFICE:

Parijat House,
1076, Dr. E. Moses Road,
Worli, Mumbai – 400 018,
Maharashtra (India)

Corporate Identification No.:
L24230MH1958PLC011078

For more information about us, please visit
www.kopran.com
or contact:

Name: Sunil Sodhani
Tel.: +91 8692991999
Email: sunil@kopran.com

