



TERA SOFT
Redefining IT Solutions

TERA SOFTWARE LIMITED

8-2-293/82/A/1107,
Plot No. 1107, Road No. 55,
Jubilee Hills, Hyderabad-500 033,
Telangana, INDIA

Date: 24.05.2019

To,
BSE Limited
P.J. Towers
Dalal Street, Mumbai – 400001

National Stock Exchange of India Limited
Exchange Plaza, Bandra Kurla complex
Bandra(E), Mumbai – 400051

Scrip: 533982

Symbol: TERASOFT

Dear Sir/Madam,

Sub: Outcome of Board Meeting

The Board of Directors at its meeting held today, i.e. Friday, 24th May, 2019:

1. Considered and approved the Annual Audited Financial Results of the Company for the 4th Quarter and the Year ended 31st March, 2019.
2. Appointed M/s. C.V. Reddy K. & Associates, Company Secretaries, Hyderabad as the Secretarial Auditor of the Company for the Financial Year 2019-20 to conduct the Secretarial Audit of the Company.
3. Appointed M/s. Darapaneni & Company, Chartered Accountants, Hyderabad as the Internal Auditor of the Company for the Financial Year 2019-20 to conduct the Internal Audit of the Company.

In terms of Regulation 33 of SEBI (Listing Obligations and Disclosure Requirements) Regulations, 2015, a copy of the said Results and Auditors' Report issued by M/s. Mullapudi & Co., Chartered Accountants, is enclosed herewith.


The Board Meeting commenced at 8:00 A.M. and concluded at 9:40 A.M.

Kindly take the above information on your record.

Yours faithfully,
For Tera Software Limited

Gopichand Tummala
Vice Chairman & Managing Director

CIN-L72200TG1994PLC018391



TERA SOFT
Redefining IT Solutions

TERA SOFTWARE LIMITED

8-2-293/82/A/1107,
Plot No. 1107, Road No. 55,
Jubilee Hills, Hyderabad-500 033,
Telangana, INDIA

Date: 24.05.2019

To,
BSE Limited
P.J. Towers
Dalal Street, Mumbai – 400001

National Stock Exchange of India Limited
Exchange Plaza, Bandra Kurla complex
Bandra(E), Mumbai – 400051

Scrip: 533982

Symbol: TERASOFT

Sub: Declaration for the Audit Report with un-modified opinion on Annual Audited IND AS Financial Statements for the Financials Year ended March 31, 2019.

It is hereby declared and confirmed that the Statutory Auditors of the Company, M/s Mullapudi & Co, Chartered Accountants, Hyderabad; has issued the Audit Report with unmodified opinion on the Annual Audited IND AS Financial Statements for the year ended 31st March, 2019.

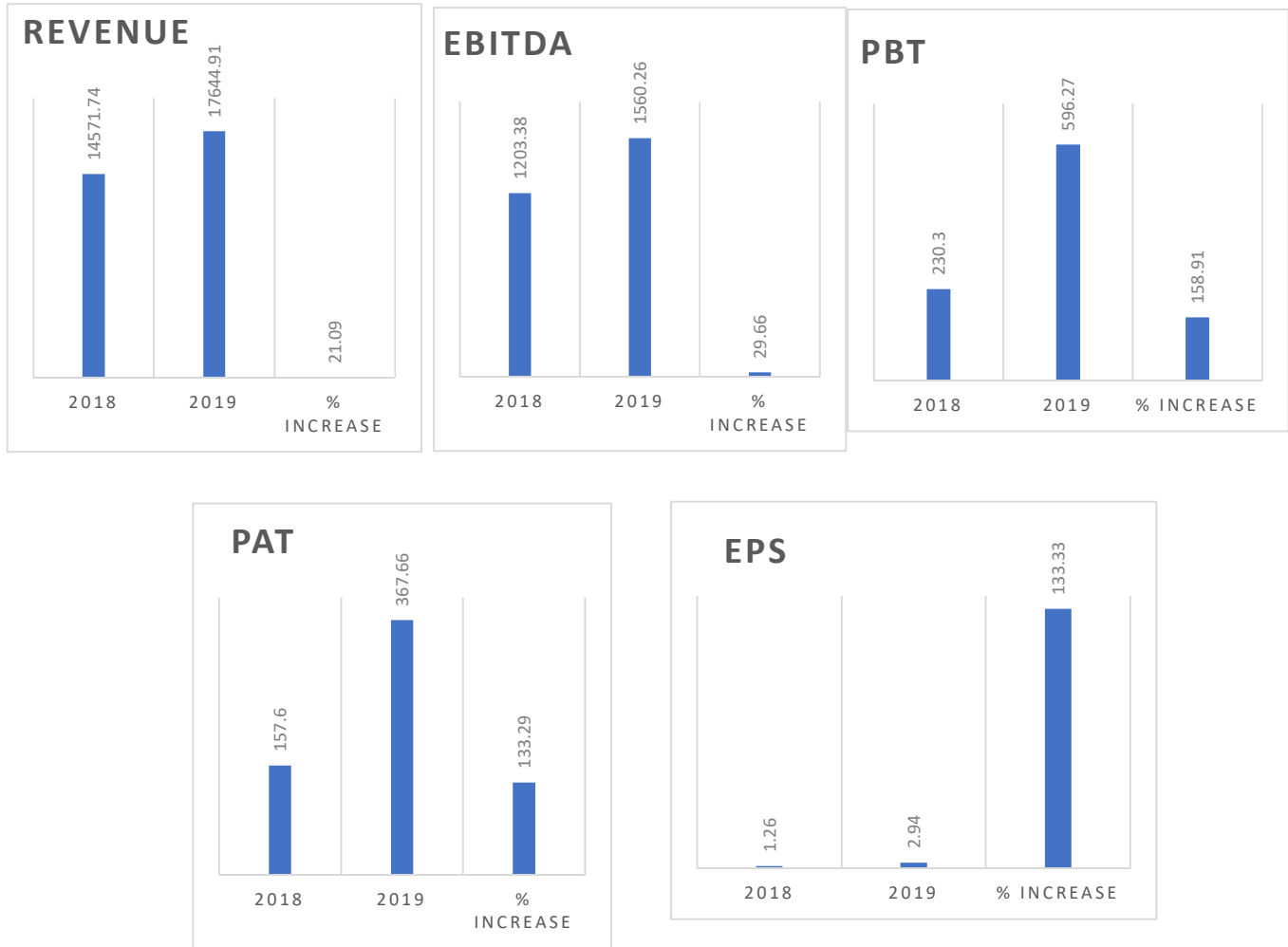
This declaration is furnished pursuant to Regulation 33(3)(d) of the SEBI (Listing obligations and Disclosure Requirements) Regulations, 2015 as amended by the SEBI (Listing obligations and Disclosure Requirements) (Amendment) Regulations, 2016 vide Notification NRO/GN/2016-17/001 dated 25.05.2016.

Yours faithfully,
For Tera Software Limited

Gopichand Tummala
Vice Chairman & Managing Director

CIN-L72200TG1994PLC018391

TERA SOFTWARE LIMITED FINANCIAL HIGHLIGHTS
FOR THE YEAR ENDING 31ST MARCH, 2019



Financial Highlights:

- Turnover increased by 21.09% from Rs. 14571.74 lakhs to Rs. 17644.91 Lakhs
- EBITDA increased by 29.66% from Rs. Rs. 1203.38 lakhs to Rs. 1560.26 lakhs
- Profit Before Tax (PBT) increased 158.91% from Rs. 230.30 Lakhs to 596.27 Lakhs
- Profit After Tax increased 133.29% from Rs. 157.6 Lakhs to Rs. 367.66 Lakhs
- EPS has improved and reached to 2.94 this year from 1.26 for the previous year.



MULLAPUDI & CO., CHARTERED ACCOUNTANTS

206, Hanuman Mansion, 8-3-1100/B/206, Sri Nagar Colony, Hyderabad - 500073.

Tel: 040-2374 2536, 94920 63246
E-mail: mullapudivr@rediffmail.com

Auditor's Report on Quarterly Financial Results and Year to Date Results of the Company Pursuant to the Regulation 33 of the SEBI (Listing Obligations and Disclosure Requirements) Regulations, 2015, as amended

To
The Board of Directors of Tera Software Limited


We have audited the accompanying statement of quarterly Standalone Ind AS financial results of Tera Software Limited for the quarter ended 31st March 2019 and the year to date results for the period 01st April 2018 to 31st March 2019, attached herewith, being submitted by the company pursuant to the requirement of Regulation 33 of the SEBI (Listing Obligations and Disclosure Requirements) Regulations, 2015. These quarterly financial results as well as the year to date financial results have been prepared on the basis of the interim financial statements, which are the responsibility of the company's management. Our responsibility is to express an opinion on these financial results based on our audit of such interim financial statements, which have been prepared in accordance with the recognition and measurement principles laid down in Indian Accounting Standard 34 (Ind AS 34) for Interim Financial Reporting, prescribed, under Section 133 of the Companies Act, 2013 read with relevant rules issued thereunder; or by the Institute of Chartered Accountants of India, as applicable and other accounting principles generally accepted in India.

We conducted our audit in accordance with the auditing standards generally accepted in India. Those standards require that we plan and perform the audit to obtain reasonable assurance about whether the Ind AS financial results are free of material misstatement. An audit includes examining, on a test basis, evidence supporting the amounts disclosed as Standalone Ind AS financial results. An audit also includes assessing the accounting principles used and significant estimates made by management. We believe that our audit provides a reasonable basis for our opinion.


In our opinion and to the best of our information and according to the explanation given to us these quarterly Standalone Ind AS financial results as well as the year to date results;

- i) are presented in accordance with the requirements of Regulation 33 of the SEBI (Listing Obligations and Disclosure Requirements) Regulations, 2015 in this regard; and
- ii) give a true and fair view of the net profit and other financial information for the quarter ended 31st March 2019 as well as the year to date results for the period from 1st April 2018 to 31st March 2019.

Date: 24.05.2019
Place: Hyderabad



For Mullapudi & Co.,
Chartered Accountants
Firm Regn. No: 006707S


CA. B. Krishna Sivaram Apparao
Partner
Membership No: 226476

#8-2-293/82/A/1107, Plot no 1107, Road no 55, Jubilee Hills, Hyderabad-33.
STATEMENT OF FINANCIAL RESULTS FOR THE QUARTER AND YEAR ENDED 31ST MARCH 2019

Rupees in Lakhs

Sl. No.	PARTICULARS	Quarter ended	Preceding Quarter ended	Corresponding 3 Months ended in the previous year	Year to date figures for the current year ended	Year to date figures for the previous year ended
		31-Mar-19	31-Dec-18	31-Mar-18	31-Mar-19	31-Mar-18
		AUDITED	UNAUDITED	AUDITED	AUDITED	AUDITED
I	Revenue from operations	10,771.63	1,996.70	5,667.41	17,644.91	14,571.74
II	Other Income	65.75	62.17	60.54	249.80	223.29
III	Total Income (I+II)	10,837.38	2,058.87	5,727.95	17,894.71	14,795.03
IV	Expenses					
	Cost of Materials consumed					
	Purchases of Stock-in-Trade	7,315.32	548.97	3,964.04	9,232.71	7,764.80
	Changes in inventories	(18.98)	(219.72)	(366.64)	151.54	(602.72)
	Technical & Operation expense	1,716.02	744.65	910.30	3,709.38	3,487.37
	Employee benefit expense	778.33	657.06	621.36	2,587.75	2,571.21
	Finance costs	205.95	179.18	152.19	709.30	718.89
	Depreciation & amortisation expense	64.00	62.69	63.45	254.69	254.19
	Other Expenses	394.81	35.32	201.60	653.07	370.99
	Total expenses (IV)	10,455.45	2,008.15	5,546.30	17,298.44	14,564.73
V	Profit/(Loss) before Exceptional Items and Tax (III-IV)	381.93	50.72	181.65	596.27	230.30
VI	Exceptional Items	-	-	-	-	-
VII	Profit/(Loss) before Tax (V-VI)	381.93	50.72	181.65	596.27	230.30
VIII	Tax expense					
	1) Current Tax	223.65	27.61	54.70	269.15	89.13
	2) Tax Expenses relating to Earlier years	-	-	-	-	(12.00)
	3) Deferred Tax	(81.99)	(13.40)	12.13	(40.54)	(4.43)
IX	Profit/Loss for the period from continuing operations	240.27	36.51	114.82	367.66	157.60
X	Profit/(Loss) from discontinuing operations	-	-	-	-	-
XI	Tax expense of discontinuing operations	-	-	-	-	-
XII	Profit/(Loss) from discontinuing operations (after tax) (X-XI)	-	-	-	-	-
XIII	Profit/(Loss) for the period (IX-XII)	240.27	36.51	114.82	367.66	157.60
XIV	Other Comprehensive Income					
	A (i) Items that will not be reclassified to profit or loss					
	(ii) Income Tax relating to items that will not be reclassified to profit or loss	-	-	-	-	-
	Add: B (i) Items that will be reclassified to profit or loss	16.35	-	-	16.35	-
	Less: (ii) Income Tax relating to items that will be reclassified to profit or loss	5.46	-	-	5.46	-
XV	Total Comprehensive Income for the period (comprising Profit (Loss) and Other comprehensive Income for the period)	251.16	36.51	114.82	378.55	157.60
XVI	Earning Per equity share (for continuing operations):					
	(1) Basic	1.92	0.29	0.92	2.94	1.26
	(2) Diluted	1.92	0.29	0.92	2.94	1.26
XVII	Earning Per equity share (for discontinued & Continuing operations):					
	(1) Basic	1.92	0.29	0.92	2.94	1.26
	(2) Diluted	1.92	0.29	0.92	2.94	1.26

Handwritten Signature

TERA SOFTWARE LTD.
CIN L72200TG1994PLC018391
#8-2-293/82/A/1107, Plot no 1107, Road no 55, Jubilee Hills, Hyderabad-33.
SEGMENT WISE REVENUE AND RESULTS

Rupees in Lakhs

Sl. No.	PARTICULARS	Quarter ended	Preceding Quarter ended	Corresponding 3 Months ended in the previous year	Year to date figures for the current year ended	Year to date figures for the previous year ended
		31-Mar-19	31-Dec-18	31-Mar-18	31-Mar-19	31-Mar-18
		AUDITED	UNAUDITED	AUDITED	AUDITED	AUDITED
1	Segment Revenue					
	a) Integrated Solutions Division	6,974.58	95.77	4,600.34	8,131.84	8,221.93
	b) Technical Division	644.43	618.63	622.66	2,602.50	2,636.08
	c) Projects Division	3,152.62	1,282.30	444.41	6,910.57	3,713.73
	Net sales/Income from operations	10,771.63	1,996.70	5,667.41	17,644.91	14,571.74
2	Segment Results [Profit / (Loss) before Tax and Interest from each Segment]					
	a) Integrated Solutions Division	277.49	23.73	2.82	79.63	995.42
	b) Technical Division	71.97	55.55	58.03	300.42	279.74
	c) Projects Division	646.83	213.50	500.56	1,592.50	122.09
	Total	996.29	292.78	561.41	1,972.55	1,397.25
	Less: i) Interest Expenses	205.95	179.18	152.19	709.30	718.89
	ii) Un-allocable expenditure (Net)	474.16	125.05	288.11	916.78	671.35
	Add: Interest and Other Income	65.75	62.17	60.54	249.80	223.29
	Total Profit/(Loss) Before Tax	381.93	50.72	181.65	596.27	230.30
	Segment Assets					
	Integrated Solutions Division	1,519.11	877.77	605.80	1,519.11	1,551.94
	Technical Division	780.76	717.35	765.70	780.76	765.70
	Projects Division	11,419.97	9,682.02	11,044.44	11,419.97	10,098.31
	Unallocable	5,453.94	5,188.26	4,739.89	5,453.94	4,739.88
	Total	19,173.78	16,465.40	17,155.83	19,173.78	17,155.83
	Segment Liabilities					
	Integrated Solutions Division	677.89	373.66	652.28	677.89	652.28
	Technical Division	559.06	810.86	758.69	559.06	758.69
	Projects Division	2,256.91	804.43	882.58	2,256.91	882.58
	Unallocable	15,679.92	14,476.45	14,862.28	15,679.92	14,862.28
	Total	19,173.78	16,465.40	17,155.83	19,173.78	17,155.83
	(Segment Assets - Liabilities)					
	Integrated Solutions Division	841.22	504.11	(46.48)	841.22	899.66
	Technical Division	221.70	(93.51)	7.01	221.70	7.01
	Projects Division	9,163.06	8,877.59	10,161.86	9,163.06	9,215.73
	Unallocable	(10,225.98)	(9,288.19)	(10,122.39)	(10,225.98)	(10,122.40)
	Total	-	-	-	-	-

Handwritten signature

STATEMENT OF ASSETS AND LIABILITIES

Rupees in lakh

Particulars	Audited		Audited	
	31st March 2019		31st March 2018	
I. ASSETS				
1. Non-current assets				
(i) Property, Plant & Equipment	3,170.43		3,414.02	
(ii) Financial Assets				
(a) Other financial assets	300.87		223.95	
(iii) Other non current assets	294.38		69.74	
(iv) Deferred tax Asset (net)	235.03		199.95	
		4,000.71		3,907.66
2. Current assets				
(i) Inventories	1,063.44		1,214.98	
(ii) Financial Assets				
(a) Trade receivables	13,564.53		11,638.63	
(b) Cash and Cash Equivalents	1,306.73		968.40	
(c) Other financial assets	22.22		14.24	
(iii) Other current assets	842.31		915.80	
		16,799.23		14,752.05
Total		20,799.94		18,659.71
II EQUITY AND LIABILITIES				
A Equity				
(a) Equity Share Capital	1,251.19		1,251.19	
(b) Other Equity	8,995.88		8,617.32	
		10,247.07		9,868.51
B Liabilities				
1. Non-current liabilities				
(i) Financial liabilities				
(a) Long-term borrowings	102.37		106.96	
(ii) Other long term liabilities	-		-	
(iii) Long-term provisions	126.17		125.48	
(iv) Deferred tax liabilities (net)	-		-	
		228.54		232.44
2. Current liabilities				
(i) Financial liabilities				
(a) Short-term borrowings	4,954.23		4,308.83	
(b) Trade payables				
Total Outstanding dues to Micro enterprises and small enterprises	238.78		-	
Total Outstanding dues to creditors other than Micro enterprises and small enterprises	4,557.37		3,170.04	
(c) Other financial liabilities	167.47		138.73	
(ii) Other current liabilities	254.82		699.27	
(iii) Short-term provisions	151.66		241.89	
		10,324.33		8,558.76
Total		20,799.94		18,659.71

Notes:

- The audited financial results for the quarter and year ended 31st March 2019 have been reviewed by the Audit Committee and were approved by the Board of Directors of the Company at the meeting held on 24th May 2019
- This statement is as per regulation 33 of the SEBI (Listing obligations and disclosure Requirements) Regulations, 2015. These audited financials results of the Company were prepared in accordance with the Indian Accounting Standards prescribed under section 133 of the Companies Act, 2013 ("the act") read with relevant rules issued there under ("Ind AS") and other accounting principles generally accepted in India and guidelines issued by the Securities and Exchange Board of India ("SEBI").
- Corresponding quarter/year figures have been re-grouped /re-classified wherever necessary to confirm to the classification of the current period.

For Tera Software Limited



T. Gopichand

Vice Chairman & Managing Director

DIN : 00107886

Place: Hyderabad

Date : 24th May 2019