



PHAARMASIA

Phaarmasia Ltd.

16, Phase III, IDA, Jeedimetla, Hyderabad - 500 055. INDIA.

Tel : 91-40-23095002 / 23095690, Fax : 91-40-23097323

E-mail : phaarmasia@gmail.com, www.phaarmasia.in

CIN : L24239TG1981PLC002915

November 14, 2018.

To
Corporate Relations Department
BSE Limited,
25, P.J.Towers, Dalal Street,
Mumbai - 400 001

Sub: Outcome of the Board Meeting held on November 14, 2018 at 03.30 PM.

Ref: Company Scrip Code: 523620 (Phaarmasia Limited)

Dear Sir/Madam,


Pursuant to Regulation 30 of SEBI (Listing Obligation and Disclosure Requirements) Regulations, 2015, this is to inform you, that the Meeting of the Board of Directors of the Company was held earlier today at 03.30 P.M which concluded at 04.15 P.M. The Board of Directors at this Board meeting approved the Un-audited financial results, as approved by the audit committee for the quarter and half year ended on 30th September, 2018, along with other matters.

Kindly take the above information on your records.

Thanking You,

For Phaarmasia Limited


Manesh Sapte
Managing Director
Din: 00020450



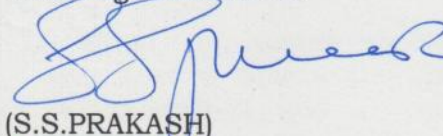


Limited Review Report – Ind AS Standalone Financial Results

Review Report to
The Board of Directors
Phaarmasia Limited

1. We have reviewed the accompanying statement of unaudited standalone Ind AS financial results of Phaarmasia Limited (the 'Company') for the quarter ended September 30, 2018 and year to date from April 01, 2018 to September 30, 2018 (the "Statement") attached herewith, being submitted by the Company pursuant to the requirements of Regulation 33 of the SEBI (Listing Obligations and Disclosure Requirements) Regulations, 2015 ('the Regulation'), read with SEBI Circular No. CIR/CFD/FAC/62/2016 dated July 5, 2016 ('the Circular').
2. The preparation of the Statement in accordance with the recognition and measurement principles laid down in Indian Accounting Standard 34, (Ind AS) 34 "Interim Financial Reporting" prescribed under Section 133 of the Companies Act, 2013 read with Rule 3 of Companies (Indian Accounting Standards) Rules, 2015, as amended, read with the Circular is the responsibility of the Company's management and has been approved by the Board of Directors of the Company. Our responsibility is to express a conclusion on the Statement based on our review.
3. We conducted our review in accordance with the Standard on Review Engagements (SRE) 2410, 'Review of Interim Financial Information Performed by the Independent Auditor of the Entity' issued by the Institute of Chartered Accountants of India. This standard requires that we plan and perform the review to obtain moderate assurance as to whether the Statement is free of material misstatement. A review is limited primarily to inquiries of company personnel and analytical procedures applied to financial data and thus provides less assurance than an audit. We have not performed an audit and accordingly, we do not express an audit opinion.
4. Based on our review conducted as above, nothing has come to our attention that causes us to believe that the accompanying Statement, prepared in accordance with the recognition and measurement principles laid down in the applicable Indian Accounting Standards ('Ind AS') specified under Section 133 of the Companies Act, 2013, read with relevant rules issued thereunder and other recognised accounting practices and policies has not disclosed the information required to be disclosed in terms of the Regulation, read with the Circular, including the manner in which it is to be disclosed, or that it contains any material misstatement.

For SATHULURI & CO
CHARTERED ACCOUNTANTS
Firm Reg No.006383S



(S.S.PRAKASH)
Proprietor
Membership No.202710



Place: Hyderabad
Date:14-11-2018

Pharmasia Limited
(CIN: L24239TG1981PLC002915)

Regd. Office: Plot No.16 Phase III, I.D.A. Jeedimetla,
Hyderabad - 500 055, Telangana

Website:www.pharmasia.in, e-mail: pharmasia@gmail.com, Phone No.040-23095002

Statement of Un-Audited Financial Results for the Quarter and Half Year ended 30th September 2018

Rs. In Lakhs

Particulars	Quarter ended			Half Year ended		Year ended
	30-09-2018	30-06-2018	30-09-2017	30-09-2018	30-09-2017	March 31,2018
	Un Audited	Un Audited	Un Audited	Un Audited	Un Audited	Audited
Revenue from operations :	383.79	415.04	352.97	798.83	900.97	2140.74
Total Revenue from operations	383.79	415.04	352.97	798.83	900.97	2140.74
Other income	16.32	12.26	11.97	28.58	24.20	52.91
Total Income	400.11	427.30	364.94	827.41	925.17	2193.65
Expenses :						
Cost of materials consumed	304.51	229.97	244.59	534.48	476.28	1101.02
Purchases of Stock in Trade	0.00	0.00	0.00	0.00	4.20	4.20
Changes in inventories	(54.38)	18.98	(91.36)	(35.40)	(102.50)	(19.86)
Employee benefits expense	34.39	35.47	42.32	69.86	76.36	181.17
Finance costs	1.22	0.68	1.35	1.90	1.85	4.23
Depreciation and amortization expense	11.72	11.12	10.95	22.84	20.50	46.57
Other expenses	120.73	125.82	151.49	246.55	432.68	808.39
Total Expenses	418.19	422.04	359.32	840.23	909.37	2125.72
Profit before tax	(18.08)	5.26	5.62	(12.82)	15.80	67.93
Tax expense						
(1) Current tax	0.00	1.82	0.54	0.00	3.33	17.11
(2) Deferred tax	(0.66)	(1.24)	(3.03)	(1.90)	(5.96)	(6.46)
Net Profit for the Period	(17.42)	4.68	8.10	(10.92)	18.44	57.28
Other comprehensive income (OCI)						
(a) (i) Items that will not be reclassified to profit or loss	0.00	0.00	0.00	0.00	0.00	(20.80)
(ii) Tax on items that will not be reclassified to profit or loss	0.00	0.00	0.00	0.00	0.00	0.00
(b) (i) Items that will be reclassified to profit or loss	0.00	0.00	0.00	0.00	0.00	0.00
(ii) Income Tax relating to items that will be reclassified to	0.00	0.00	0.00	0.00	0.00	0.00
Total Other Comprehensive income	0.00	0.00	0.00	0.00	0.00	(20.80)
Total Comprehensive income	(17.42)	4.68	8.10	(10.92)	18.44	36.48
Earnings per equity share (Face value of Rs.10/- each)						
(1) Basic	-0.26	0.07	0.12	-0.16	0.27	0.84
(2) Diluted	-0.26	0.07	0.12	-0.16	0.27	0.84

Notes:

- The company adopted Indian Accounting Standards (IND AS) from 1st April, 2017 and accordingly these results have been prepared in accordance with the recognition and measurement principles laid down in the Ind AS 34, Interim Financial Reporting prescribed under Section 133 of the Companies Act, 2013 read with the relevant rules issued thereunder and other accounting pronouncements generally accepted in India. Financial results for all the periods presented have been prepared in accordance with the recognition and measurement principles of Ind AS 34.
- The above Financial results as recommended by the Audit Committee were considered and approved by the Board of Directors at their meeting held on 14-11-2018
- The Financial results are reviewed by the Statutory Auditors of the Company as per Regulation 33 of the SEBI (Listing Obligations and Disclosure Requirements) Regulations, 2015.
- The entire operations of the Company relate to only one segment. Hence, segmental reporting as per IND AS-108 is not made.
- The revenue and Other Expenses for half year ended 30th September, 2017 include excise duty for that first quarter and consequent implementation of GST, revenue for the current quarter does not include any duties. Hence, to that extent excise duty, the revenue and other expenses of the half year are not comparable with that of corresponding half year of the previous year.


By and on behalf of the Board

T.N. Bhaskar Rao

Whole - Time Director

DIN: 00019052

Place : Hyderabad
Date : 14-11-2018



Phaarmasia Limited		
Regd. Office: Plot No.16 Phase III, I.D.A. Jeedimetla,Hyderabad - 500 055, Telangana		
Statement of Assets and Liabilities		
(Rs.in Lakhs)		
Particulars	30.09.2018 (Unaudited)	31.03.2018 (Audited)
<u>ASSETS</u>		
Non-current assets		
Property plant and Equipment	1399.57	1414.53
Capital Work Inprogress	0.00	0.00
Other Intangible assets	3.35	3.35
Financial assets		
Investments	0.00	0.00
Other financial assets	33.19	23.99
Other non current assets	0.44	0.21
	1436.55	1442.08
<u>Current assets</u>		
Inventories	262.19	128.88
Financial assets		
Investments	0.00	0.00
Trade receivables	448.10	379.49
Cash and cash equivalent	19.52	19.24
Other financial assets	2.63	10.25
Other current assets	290.57	212.26
	1023.00	750.12
TOTAL	2459.55	2192.20
<u>EQUITY AND LIABILITIES</u>		
Equity		
Equity Share Capital	682.70	682.70
Other Equity	529.42	519.56
	1212.12	1202.25
Liabilities		
Non-current liabilities		
Financial Liabilities		
Borrowings	13.97	12.29
Other Financial Liabilities		
Deferred tax liabilities (net)	18.14	20.04
Long Term Provisions	52.01	52.01
	84.12	84.33
Current liabilities		
Financial Liabilities		
Trade payables	1016.62	740.80
Other financial liabilities	9.50	9.78
Provisions	36.82	47.57
Other current liabilities	100.38	107.46
	1163.32	905.62
TOTAL	2459.55	2192.20

By and on behalf of the Board

Y.N.Bhaskar Rao

Whole - Time Director

DIN: 00019052

Place : Hyderabad
Date : 14-11-2018

