

NIKKI GLOBAL FINANCE LTD.

Registered Office: 3rd Floor , Eastern and Central Wing , 124 Thapar House , Janpath, New Delhi - 110001

CIN: L65999DL1986PLC024493 • Web: www.nikkiglobal.com • E-mail : info@nikkiglobal.com

Dated: 06th November, 2023

To,
The Deputy General Manager,
Department of Corporate Services,
BSE LIMITED
Phiroze Jeejeebhoy Towers
Dalal Street, Mumbai— 400001

SUB.: OUTCOME OF BOARD MEETING OF THE COMPANY HELD ON 6TH NOVEMBER, 2023

Ref.: NIKKI GLOBAL FINANCE LTD. (SCRIP CODE- 531272)

Dear Sir/Madam,

In reference to the aforesaid subject, pursuant to regulation 30 and 33 of SEBI (LODR) Regulations 2015, this is to inform you that the Board of Directors of the company in duly convened Board Meeting held on Monday the 06th November, 2023 at 04:00 P.M. at the registered office of the Company which concluded at 05:00 P.M, has considered and approved the following businesses:

- Considered and approved the unaudited financial results for the quarter ended on 30th September, 2023 pursuant to Regulation 33, SEBI (Listing Obligations and Disclosure Requirements) Regulations, 2015;
- Limited Review Report for the quarter ended on 30th September, 2023 given by the Statutory Auditors of the Company was taken on record.

Kindly update the same in your records.

Thanking you

For NIKKI GLOBAL FINANCE LIMITED

(Disha Bajpai)
Company Secretary
M. No.: A37897
Encl.: As stated

NIKKI GLOBAL FINANCE LTD.

Registered Office : 3rd Floor Eastern and Central Wing, 124 Thapar House, Janpath, New Delhi-110001

CIN:L65999DL1986PLC024493. | Telefax: +91-11-64000323 | GSTN:07AAACN0244L1ZM

Web: www.nikkiglobal.com | E-mail:info@nikkiglobal.com

(In Lakhs)

Statement of Un- Audited Financial Results for the Quarter ended on 30th September, 2023

S.No.	Particulars	Quarter Ended			Half Year Ended		
		Quarter Ended 30.09.2023	Preceding Quarter 30.06.2023	Corresponding Quarter Ended 30.09.2022	year to date figures for current period 30.09.2023	year to date figures for the previous year ended 30.09.2022	Year to date figures for previous period ended 31.03.2023
		Un-Audited	Un-Audited	Un-Audited	Un-Audited	Un Audited	Audited
	Revenue From Operations						
(i)	Interest Income	0.00	0.00	0.00	0.00	0.00	0.00
(ii)	Dividend Income	0.00	0.00	0.00	0.00	0.00	0.00
(iii)	Net Gain on fair value changes	0.00	0.00	0.00	0.00	0.00	0.00
(iv)	Sale of products	0.00	0.00	0.00	0.00	0.93	0.93
I	Total Revenue from Operations	0.00	0.00	0.00	0.00	0.93	0.93
II	Other Income	0.00	0.00	0.00	0.00	0.00	15.44
III	Total Income (I+II)	0.00	0.00	0.00	0.00	0.93	15.44
	Expenses						
(i)	Cost of Material Consumed	0.00	0.00	0.00	0.00	0.00	0.00
(ii)	Purchases of stock-in-trade	0.00	0.00	0.00	0.00	0.94	0.94
(iii)	Changes in inventories of finished goods, work-in-progress and stock-in-trade	(0.41)	(0.85)	(0.11)	(1.26)	0.46	0.76
(iv)	Finance Costs	0.00	0.00	0.00	0.00	0.00	0.00
(v)	Impairment on Financial Instruments	0.00	0.00	0.00	0.00	0.00	0.00
(vi)	Employee benefit expenses	1.29	1.29	0.54	2.58	1.08	3.41
(vii)	Depreciation, amortization and impairment	0.05	0.00	0.00	0.00	0.00	0.12
(viii)	Fees and Commission Expense	0.00	0.00	0.00	0.00	0.00	0.00
(ix)	Net loss on Fair Value Changes	0.00	0.00	0.00	0.00	0.00	0.00
(x)	Net loss on derecognition of financial instruments under amortized cost category	0.00	0.00	0.00	0.00	0.00	0.00
(xi)	Other expenses	1.39	5.63	0.63	7.05	1.16	8.79
IV	Total Expenses	2.32	6.07	1.06	8.37	3.64	14.02
V	Profit (Loss) before tax (III - IV)	(2.32)	(6.07)	(1.06)	(8.37)	3.64	14.02
VI	Tax Expense					(2.71)	2.35
	(1) Current Tax	0.00	0.00	0.00	0.00	0.00	0.36
	(2) Deferred Tax	0.00	0.00	0.00	0.00	0.00	(0.00)
VII	Profit (Loss) for the period (V - VI)	(2.32)	(6.07)	(1.06)	(8.37)	(2.71)	1.99
VIII	Other Comprehensive Income						
	(A)(i) Items that will not be reclassified to Profit or loss remeasurement of the defined benefit plans	0.00	0.00	0.00	0.00	0.00	0.00
IX	Total Comprehensive Income (VII + VIII)	(2.32)	(6.07)	(1.06)	(8.37)	(2.71)	1.99
X	Paid up Equity Share capital (Face Value of Rs. 10/-each)	341.97	341.97	341.97	341.97	341.97	341.97
XI	Other Equity	0.00	0.00	0.00	0.00	0.00	(194.10)
XII	Earning per equity Share (*not annualised)						
	a) Basic (Rs.)	0.00	0.00	0.00	0.00	0.00	0.06
	b) Diluted (Rs.)	0.00	0.00	0.00	0.00	0.00	0.06

1 These Financial Results have been prepared in accordance with the recognition and measurement principles of Indian Accounting Standard (Ind AS) prescribed under Section 133 of the Companies Act, 2013 read with the relevant rules issued thereunder and the other accounting principles generally accepted in India.

The above results have been reviewed by the Audit Committee and subsequently approved by the Board of Directors at its meeting held on 06th November, 2023. The Statutory Auditor of the Company has issued an unmodified Audit Report in respect of aforesaid Financial Results.

3 The Company is a Non Banking Financial Company As such, there are no separate reportable segments as per the Ind AS 108 on operating segment

4 Period period year figures have been regrouped, reclassified to make them comparable with those of current period.

Place: New Delhi
Date: 06.11.2023

For and on behalf of the Board of Directors of the Company

For Nikki Global Finance Ltd.

(Rajesh Kumar Pandey)
(Managing Director)

(DIN: 09745776) Authorised Signatory

NIKKI GLOBAL FINANCE LTD.

Registered Office : 3rd Floor Eastern and Central Wing, 124 Thapar House, Janpath, New Delhi-110001

CIN:L65999DL1986PLC024493. | Telefax: +91-11-64000323 | GSTN:07AAACN0244L1ZM

Web: www.nikkiglobal.com | E-mail: info@nikkiglobal.com

(Amt. in Lakhs)

STANDALONE STATEMENT OF ASSETS AND LIABILITIES

Particulars		Figures as at the end of the Current Reporting Period 30.09.2023	Figures as at the end of the Previous Reporting Period 31.03.2023
1	ASSETS		
1.1	Financial Assets:		
(i)	Cash & Cash Equivalent	9.18	1.29
(ii)	Bank Balance other than (a) above		
(iii)	Receivables		64.61
	(I) Trade Receivables	47.16	
	(II) Other Receivables	0.00	
(iv)	Loan	675.67	675.66
(v)	Investments	75.00	75.00
(vi)	Other Financial Assets	104.59	103.79
1.2	Non Financial Assets:		
(i)	Inventories	6.13	4.88
(ii)	Current Tax Assets (Net)	0.00	0.00
(iii)	Deffered Tax Assets (Net)	0.00	0.00
(iv)	Investment Property	0.00	0.00
(v)	Property, Plant and Equipment	0.51	0.56
	TOTAL ASSETS	918.24	925.79
2	EQUITY AND LIABILITIES		
2.1	EQUITY		
(i)	Equity Share Capital	341.97	341.97
(ii)	Other Equity	-202.51	-194.1
	Total Equity	139.46	147.87
2.2	LIABILITIES		
	Financial Liabilities		
(i)	Derivative Financial Instruments		
(ii)	Trade Payables		
	(I) Trade Payables		431.19
	(i) total outstanding dues of micro enterprises and small enterprises		
	(ii) total outstanding dues of creditors other than micro enterprises and small enterprises	717.36	
	(II) Other Payables		
	(i) total outstanding dues of micro enterprises and small enterprises		
	(ii) total outstanding dues of creditors other than micro enterprises and small enterprises	0.00	286.12
(iii)	Borrowings (Other than Debt Securities)	51.00	51.00
(iv)	Other Financial Liabilities		
	Non-Financial Liabilities		
(i)	Current tax Liabilities(Net)	0.00	2.52
(ii)	Provisions	10.21	6.87
(iii)	Deffered Tax Liabilities (Net)	0.21	0.22
	TOTAL LIABILITIES AND ASSETS	918.24	925.79

- The above results were reviewed by Audit Committee, the Board of Directors at its meeting held on 06th November, 2023, approved the above result and its release.
- The Company is engaged in the business of NBFC activities. The Company has one reportable Geographical segment. As such there are no separate reportable segment as per As per the Accounting Standards
- The format for un-audited quarterly results has been as prescribed in SEBI circular dated 05th July 2016 and schedule III (Division II) of the Companies Act 2013. (IND AS IS APPLICABLE)
- During the period ended 30th September, 2023, there is no complaints received from the investors.

Complaint Pending Nil
 Complaint received during the half year ended on 31: Nil
 Complaint resolved during the half year ended on 31: Nil
 Complaints pending as at 31st March, 2023 Nil

Figures of the previous period/year have been regrouped/recast whenever necessary, in order to make them

Date: 06/11/2023
 Place: New Delhi

For and on behalf of the Board of Directors of the Company

 For Nikki Global Finance Ltd.

(Rajesh Kumar Pandey)
 (Managing Director)

(DIN: 09745778) Authorised Signatory

NIKKI GLOBAL FINANCE LTD.

Registered Office : 3rd Floor Eastern and Central Wing, 124 Thapar House, Janpath, New Delhi-110001

CIN:L65999DL1986PLC024493.| Telefax: +91-11-64000323| GSTN:07AAACN0244L1ZM

Web: www.nikkiglobal.com | E-mail:info@nikkiglobal.com

Cash Flow Statement for the period ended 30 September, 2023

(Amt. in Lakhs)


Particulars	As at 30 September, 2023	As at 31 March, 2023
A Cash Flow From Operating Activities		
(Loss)/Profit Before Tax	-8.42	2.35
Adjustments For :		
Depreciation & Amortisation	.05	.12
Profit for Sale of Car	.00	.00
Prior Period Income Tax Exp	.00	.00
Provision for Standard assets & Sub Standard Assets		.00
Operating Profit Before Working Capital Changes	-8.37	2.48
Decrease/(Increase) In Other Bank Balance	.00	.00
Decrease/(Increase) In Receivables	17.45	-15.94
Decrease/(Increase) In Inventories	-1.26	.76
Decrease/(Increase) In Other Financial Assets	-.80	-5.92
Decrease/(Increase) In Loans	.00	8.10
Increase/(Decrease) In Provisions	.82	-2.17
Increase/(Decrease) In Payables	.05	13.90
Cash Generated from Operation	7.89	1.20
Taxes Paid	.00	-.36
Net Cash Generated From Operating Activities	7.89	.84
B CASH FLOW FROM INVESTING ACTIVITIES		
Purchase of Property, Plant and Equipment	.00	-.50
Sale of Property, Plant and Equipment		.00
Purchase of Investment Property		.00
Advance For Property / Other Financial Assets		.00
Sale of Mutual Funds		.00
Net Cash Generated From Investing Activities	.00	-.50
C CASH FLOW FROM FINANCING ACTIVITIES		
Increase/(Decrease) in Secured Loans		.00
Increase/(Decrease) in Unsecured Loans		.00
Net Cash Generated From Financing Activities		
Net Increase/(Decrease) in Cash & Cash Equivalent (A+B+C)	7.89	.34
Opening Cash & Cash Equivalent:	1.29	.95
Closing Cash & Cash Equivalent:	9.18	1.29

Date: 06/11/2023

Place: New Delhi

For and on behalf of the Board of Directors of the Company

For Nikki Global Finance Ltd.



(Rajesh Kumar Pandey)

(Managing Director)

(DIN: 09745776)

Authorised Signatory



SRIVASTAVA S & CO.

CHARTERED ACCOUNTANTS

HEAD OFFICE : 112/206 'A', "Kokila Kunj", Swaroop Nagar, Kanpur - 208002 (U.P.)
Ph.: 0512-2551249 • Mob.: 9839211408 • e-mail: sscokanpur@gmail.com

DELHI BRANCH OFFICE : Flat No. 003, Tower K, Amrapali Silicon City, Sector-76, Noida-201301 (U.P.)
Mob.: 9717697788 • email: srivastavasco@gmail.com

MUMBAI BRANCH OFFICE : 7B, Bata Compound, Eastern Express Highway, Kopat, Near Flower Valley, Thane-400601 (MH.)
Mob.: 8563933154, 9580584158 • email: sscothane@gmail.com

AUDITOR'S LIMITED REVIEW REPORT


Review Report to board of Directors of **NIKKI GLOBAL FINANCE LIMITED**

We have reviewed the accompanying statement of unaudited financial results of **NIKKI GLOBAL FINANCE LIMITED** for the Quarter/period ended on September 30th 2023. This statement is the responsibility of the Company's Management and has been approved by the Board of Directors. Our responsibility is to issue a report on these financial statements based on our review.

We conducted our review in accordance with the Standard on Review Engagement (SRE) 2400, "Review of Interim Financial Information Performed by the Independent Auditor of the Entity" issued by the Institute of Chartered Accountants of India. This Standard requires that we plan and perform the review to obtain moderate assurance as to whether the financial statement is free of material misstatement. A review is limited primarily to inquiries of company personnel and analytical procedures applied to financial data and thus provide less assurance than an audit. We have not performed an audit and accordingly, we do not express an audit opinion.

Based on our review conducted as above, nothing has come to our attention that causes us to believe that the accompanying statement of unaudited financial results prepared in accordance with applicable accounting standards and other recognized accounting practices and policies has not disclosed the information required to be disclosed in terms of Regulation 33 of the SEBI (Listing Obligations and Disclosure Requirements) Regulations, 2015 including the manner in which it is to be disclosed, or that it contains any material misstatement.

For Srivastava S. & Co.
(Chartered Accountant)
(FRN: 015187C)


(Swadesh Chandra Srivastava)
(Mem. No. 073915)

Place: Kanpur

Date: 06.11.2023

UDIN: 23073915BGRYAS9010



NIKKI GLOBAL FINANCE LTD.


Registered Office: 3rd Floor , Eastern and Central Wing , 124 Thapar House , Janpath, New Delhi - 110001

CIN: L65999DL1986PLC024493 • Web: www.nikkiglobal.com • E-mail : info@nikkiglobal.com

RECONCILIATION TABLE OF EQUITY OF STANDALONE FINANCIAL RESULTS AS PER INDIA GAAP AND IND AS

S.NO.	PARTICULARS	As at September 30 th , 2023	As at September 30 th , 2022
1.	Total Equity as per Indian GAAP	341.97	341.97
2.	Adjustment, if Any	NA	NA
3.	Total equity as per IND AS	341.97	341.97

For Nikki Global Finance Limited
For Nikki Global Finance Ltd.



RAJESH KUMAR PANDEY Authorized Signatory

MANAGING DIRECTOR

(DIN:09745776)

NIKKI GLOBAL FINANCE LTD.

Registered Office: 3rd Floor , Eastern and Central Wing , 124 Thapar House , Janpath, New Delhi - 110001

CIN: L65999DL1986PLC024493 • Web: www.nikkiglobal.com • E-mail : info@nikkiglobal.com

RECONCILIATION TABLE FOR NET PROFIT/LOSS AS PER IND AS AND IGAAP

S.NO.	PARTICULARS	YEAR ENDED ON 30.09.2023	YEAR ENDED ON 30.09.2022
1.	Net Profit/(Loss) after tax for the period	(8.37)	(2.71)
2.	Impact of IND AS on comprehensive income	--	--
3.	Impact of IND AS on Other comprehensive income	--	--
4.	Total comprehensive income for the period as per IND AS	(8.37)	(2.71)

For Nikki Global Finance Limited

For Nikki Global Finance Ltd.



RAJESH KUMAR PANDEY
Authorised Signatory

MANAGING DIRECTOR

(DIN:09745776)