



TCI EXPRESS

LEADER IN EXPRESS

Date: February 12, 2024

To, The Listing Department, The National Stock Exchange of India Ltd., "Exchange Plaza", Bandra Kurla Complex, Bandra (East), Mumbai – 400051 Scrip Symbol: TCIEXP	To, The Listing Department, BSE Ltd., Phiroze Jeejeebhoy Towers, Dalal Street Mumbai – 400001 Scrip Code: 540212
---	---

Sub: Intimation under Regulation 30 of the SEBI (Listing Obligations and Disclosures Requirements) Regulations, 2015

Dear Sir/Madam,

In compliance with Regulation 30 of the SEBI (Listing Obligations and Disclosures Requirements) Regulations, 2015, please find attached Earning/Investment Presentation on Un-Audited Financial Results for Q3/9M 2023-2024.

This Presentation is also available on the website of the Company at <https://www.tciexpress.in/investor-analyst-corner.aspx?invid=13&key=c51ce410c124a10e0db5e4b97fc2af39>

This is for your information and necessary records please.

Thanking you,

Yours faithfully,
For **TCI Express Ltd.**

PRIYANKA
Digitally signed by
PRIYANKA
Date: 2024.02.12
15:09:55 +05'30'

PRIYANKA
(Company Secretary & Compliance Officer)

Encl: As above

TCI Express Limited
Website: www.tciexpress.in

Corporate Office: TCI House, Plot No. 69, Sector 32, Institutional Area, Gurugram - 122001, India
Tel.: +91-124-2384090-94 • **Email:** info@tciexpress.in • **CIN:** L62200TG2008PLC061781
Registered Office: Flat Nos. 306 & 307, 1-8-273, Third Floor, Ashoka Bhoopal Chambers,
S. P. Road, Secunderabad – 500003 • **Tel.:** ++91 40 27840104

TCIEXPRESS

LEADER IN EXPRESS

*Pioneering
the Future of
Express Logistics*

*Fast Forward to a **Greener Tomorrow***

Q3 and 9M FY2024 Earnings Presentation



Maintained stable profitability and margins, outperforming the industry average and showcasing our resilience in higher capacity utilization and operational efficiencies

Total Income

Rs. 314 Cr
(0.6)% Y-o-Y

EBITDA

Rs. 48 Cr
15.1% Margin

Profit After Tax

Rs. 32 Cr
10.3% Margin

Dividend Per Share

Rs. 3 /-

Key Highlights

- Despite continued headwinds on account of muted festive demand and long holiday season during the quarter, Q3 FY24 was yet another quarter ended on a positive note
- The capacity utilization during the quarter was at 83.5%
- Strong cash flow from operation of Rs. 75 crores with robust CFO to EBITDA ratio of 51%
- The ongoing automation in our Pune sorting center is on track for completion by the end of March 2024 and will further enhance our operational efficiencies and margins in the forthcoming quarters

Management Perspective



Commenting on the performance, Mr. Chander Agarwal, Managing Director, said:

“In the face of continued headwinds on account of muted festive demand and long holiday season during the quarter, our commitment to operational excellence, along with a strong customer mix base, and unmatched network and efficiency, has propelled us to maintain stable profitability and margins, outperforming industry peers.

Our strategic investments in technology and infrastructure have played a pivotal role in streamlining our operations and ensuring that we remain at the forefront of the industry. During 9M FY2024, we incurred a total capex of Rs. 25 Crores, primarily spent on the expansion of our branch network, automation and ramping up our IT infrastructure. These investments align with our commitment to future growth and sustainable logistics practices. I am happy to share that the ongoing automation in our Pune sorting center is on track for completion by the end of March 2024. This strategic move is expected to significantly reduce downtime, streamlining processes and improve overall operational efficiency.

Among our newly launched services, Rail Express is getting good traction from customers, and we have expanded customer base to 4,000 with the presence on 125 routes to cater the growing demand. These newly launched services are expected to contribute positively to our top line in the forthcoming quarters, enabling us to deliver higher margin levels with sustainable growth.

In line with our shareholder friendly capital allocation policy, the Board of Directors has recommended a 2nd interim dividend of Rs 3 per share, taking the total dividend to Rs. 6 per share for the 9M FY24, representing a payout of 300% on the face value.

Looking ahead, the sector is poised for significant growth, propelled by government infrastructure and policy initiatives under the umbrella of Sagarmala, Gati Shakti, the direct freight corridors and now the National Logistics policy. With a robust asset-light business model and a clear strategic growth plan, we are confident in navigating the dynamic market environment and seizing growth opportunities.”

Fastest Express Delivery Company in India

200+
Countries

2016
Year of Listing

60,000+
Location Served

3,500+
Work Force

5,500+
Containerized Vehicles

73
Air Gateways

950+
Branch Setup

28
Sorting Centres

1 Successfully completed 7 years post the demerger and has become industry leading and fastest delivery company in India

2 The only express cargo company in India with own set up across nation. Offers services on Sunday, Holiday and late pickup

3 ERP enabled operations, barcoding on packaging, GPS enabled vehicles and CCTV surveillance all India

4 Serves 97% of B2B customers and 3% of B2C customers

5 Ranked 438 in top 500 companies based on market cap, as on March 31, 2023

6 Specialized in offering time-definite solutions with focus on Tier II and III cities



Why TCI Express?

Ranked 438 in Top 500 Companies based on Market Cap, as on March 31, 2023

1



Asset Light
Business Model

2



High Value Cargo
(Low volume,
high margins)

3



Low Working
Capital
Requirement

4



Lowest Cost
Structure

5



Expansion of
Services

6



No Franchise:
All owned
Branches

7




API based
backend
technology

8



Containerized
Movement

9



Superior
Customer
Support Services

10



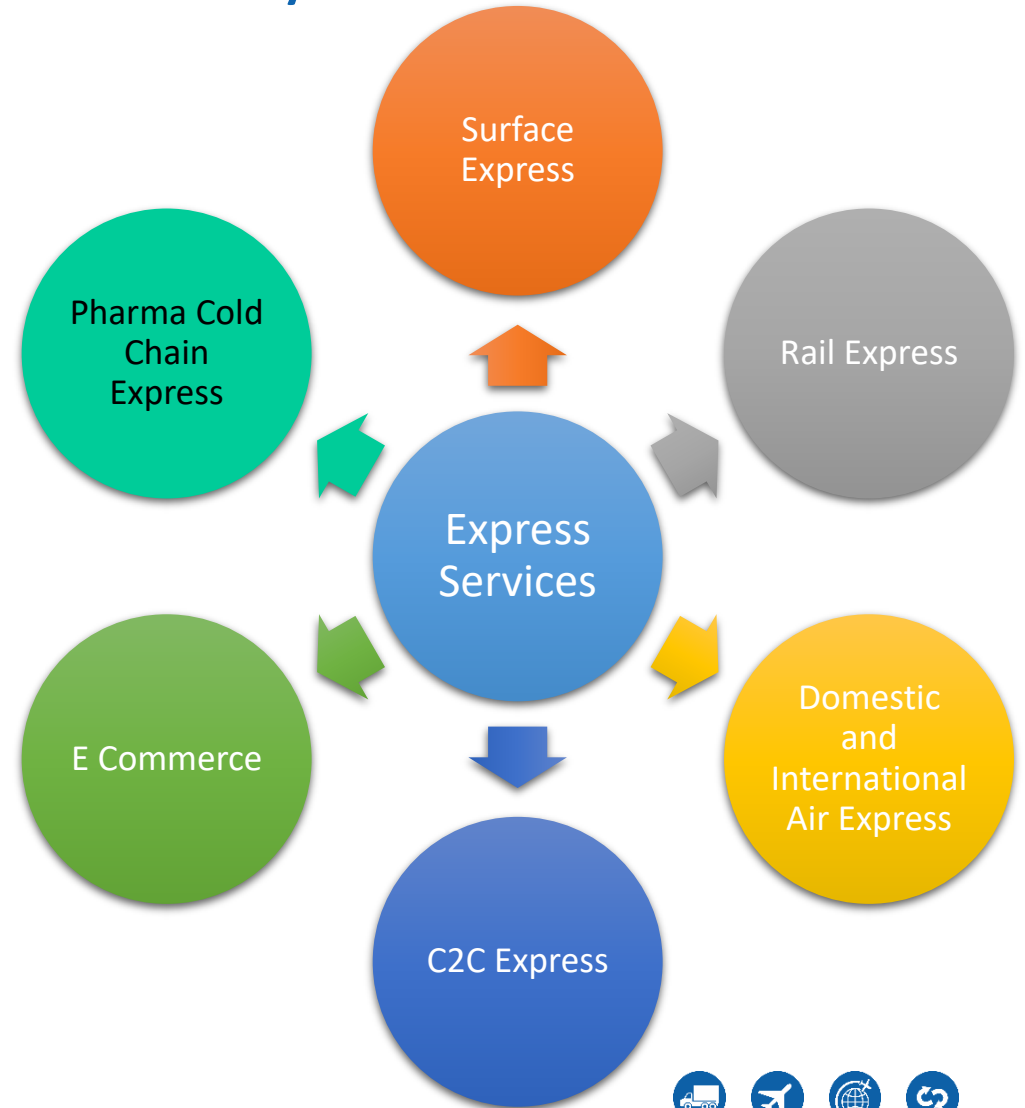
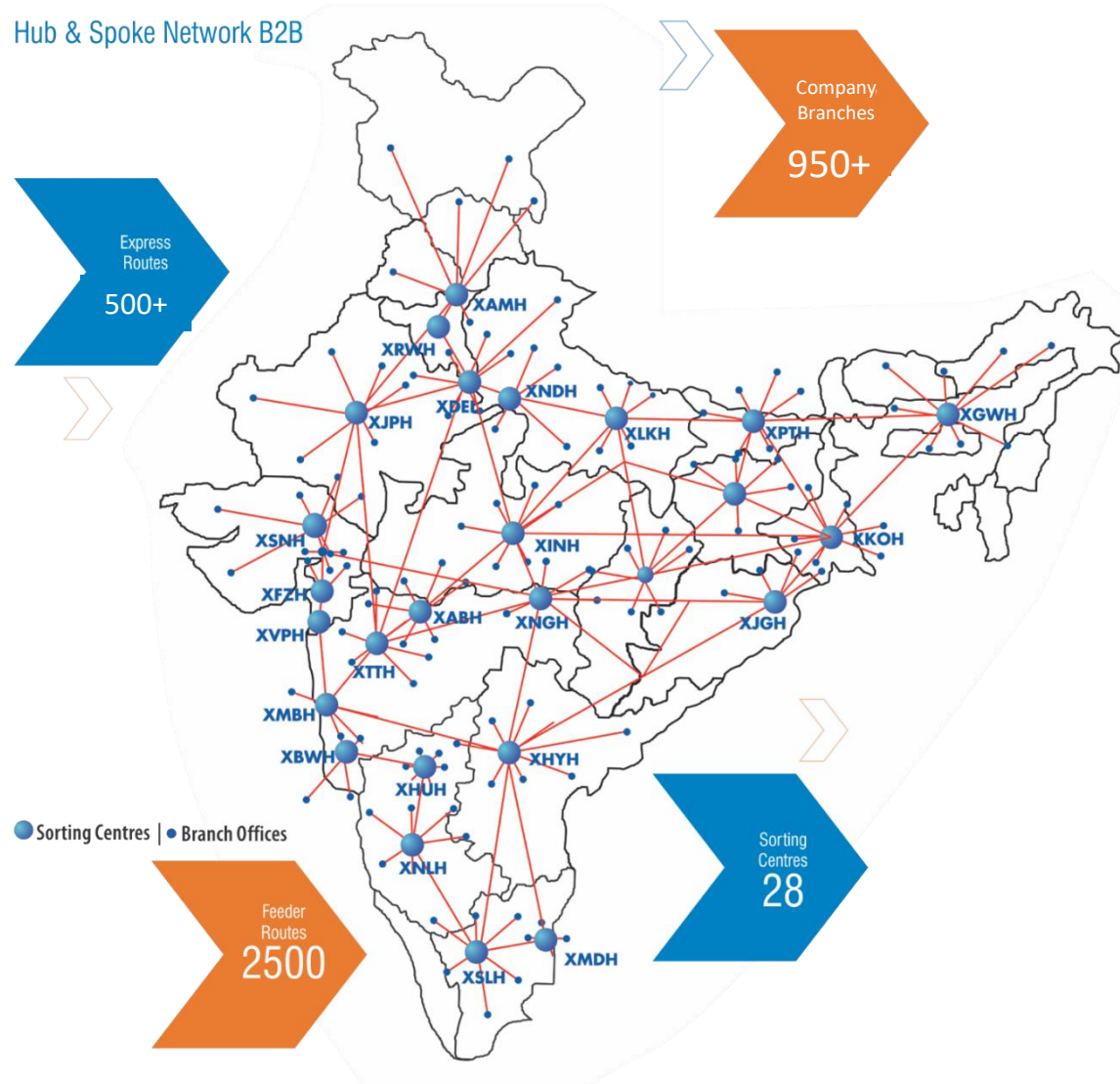
Focus on
Automation



Geographical Footprint

Fastest Delivery Company with Unmatched Network and Efficiency

Hub & Spoke Network B2B



Financial Performance

Particulars (in Cr)	Q3		Y-o-Y	Q2		9M		Y-o-Y
	FY2024	FY2023	Growth (%)	FY2024	Growth (%)	FY2024	FY2023	Growth (%)
Income from Operations	311.9	314.4	(0.8)%	320.0	(2.5)%	936.7	914.8	2.4%
Other Income	2.0	1.3		1.8		5.2	5.5	
Total Income	313.8	315.7	(0.6)%	321.8	(2.5)%	941.9	920	2.4%
EBITDA	47.5	47.4	0.3%	52.2	(9.0)%	147.6	145.8	1.2%
Margin (%)	15.1%	15.0%		16.2%		15.7%	15.8%	
EBIT	42.8	43.1	(0.7)%	47.5	(10.0)%	133.5	134.7	(0.9)%
Margin (%)	13.6%	13.6%		14.8%		14.2%	14.6%	
PBT	42.4	42.7	(0.5)%	47.1	(10.0)%	132.5	133.7	(0.9)%
Margin (%)	13.5%	13.5%		14.7%		14.1%	14.5%	
PAT	32.2	32.0	0.5%	35.6	(9.5)%	100.1	100.8	(0.7)%
Margin (%)	10.3%	10.1%		11.1%		10.6%	11.0%	
EPS	8.4	8.3	1.0%	9.3	(9.4)%	26.1	26.2	(0.3)%

Notes:

1. EBITDA and EBIT includes other income
2. All Margins calculated on Total Income

* All numbers in Crores unless specified



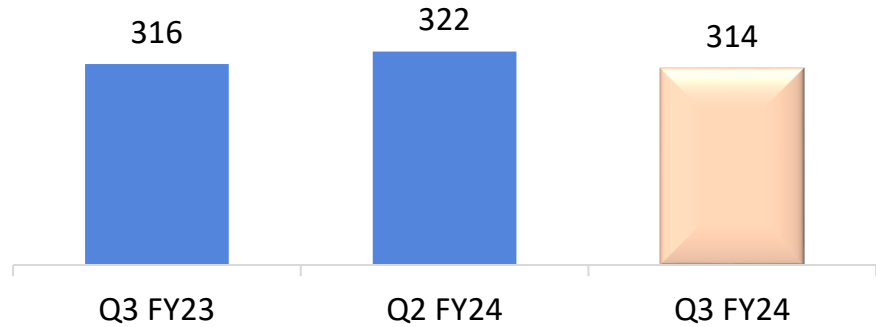
Q3 FY2024 Performance Discussion

- Total Income for the quarter stood at Rs. 314 Crores, registering a decrease of 0.6% Y-o-Y
- EBITDA margins remained stable: :
 - Despite the economic headwind on account of muted festive demand due to long holiday season during the quarter, we were able to maintain stable margins due to operational efficiencies and efficient capacity utilization
 - The contribution to revenue from newly launched services, particularly from rail express, has been steadily increasing
- Capex of Rs. 25 Crores incurred during 9M FY2024 primarily spent towards expansion of branch network, Automation and construction of new sorting centres
- 15 new branches were added during 9M FY2024 to deepen the presence in key growing markets of West and North region enhancing market reach and customer accessibility

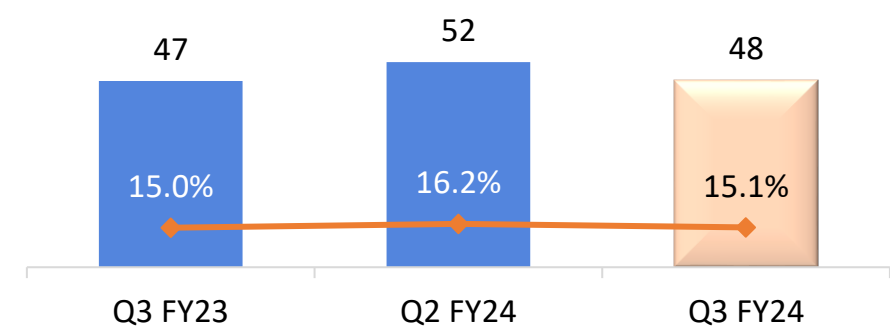
Quarter Performance Trends

Resilient financial performance and profitability by maintaining industry leading margin profile

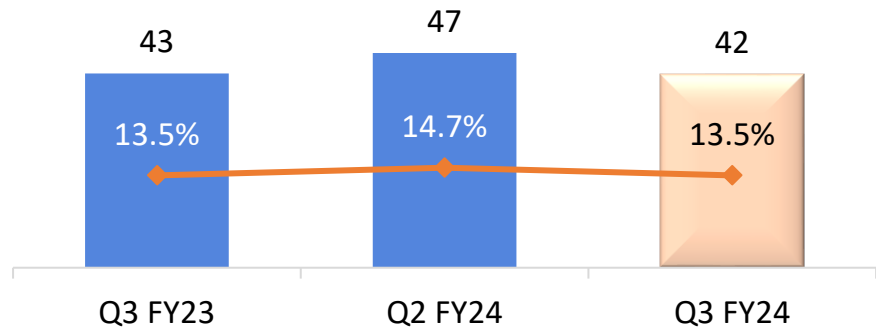
Total Income



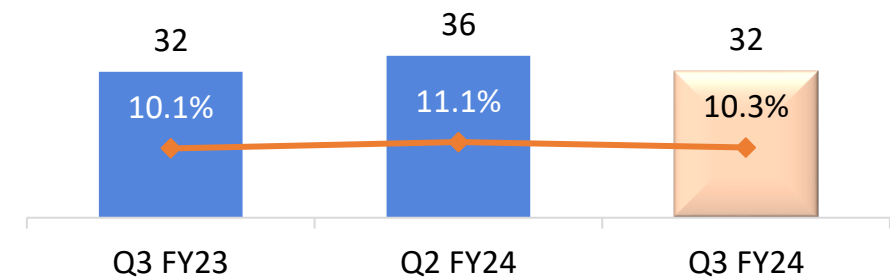
EBITDA and Margins



PBT and Margins



PAT and Margins



Notes:

1. EBITDA includes other income
2. All Margins are calculated on Total Income

* All numbers in Crores unless specified



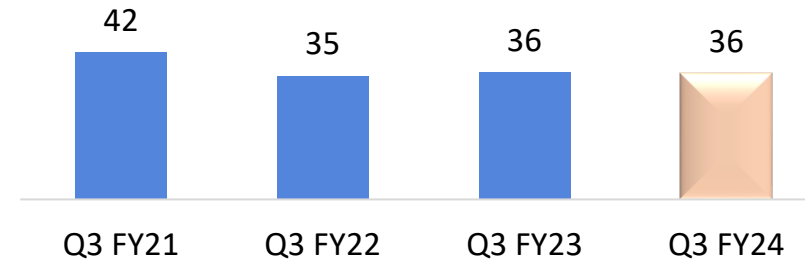
Leverage Profile and Working Capital Cycle

Credit rating of A1+ Short Term (ICRA) and AA- Long Term (CRISIL)

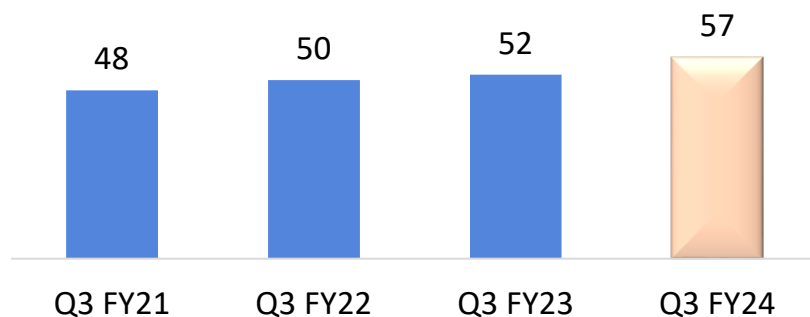
Particulars (in Cr)	Dec-22	Sep-23	Dec-23
Long Term Debt	0.0	0.0	0.0
Short Term Debt	18.6	0.1	0.2
Total Debt	18.7	0.1	0.2
Less: Cash & Cash Equivalents	63.1	59.2	73.4
Net Debt	(44.4)	(59.0)	(73.2)
Total Equity	581.6	659.9	681.9
Net Debt/Equity	(0.08)x	(0.09x)	(0.11x)

Stable Working Capital Management

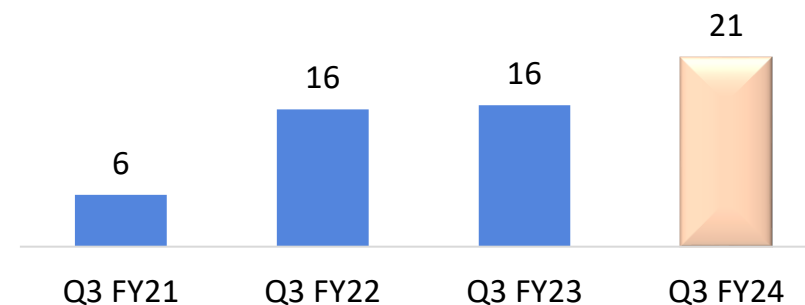
Payables Days



Receivables Days



Net Working Capital Days



Note: Receivable Days has been calculated on Revenue from Operations inclusive of GST for the respective quarters

Strategy and Outlook

Revenue Growth Drivers

1

Highly diversified client base of corporate and SME customers. Well spread across industry verticals

2

Continuous expansion in metro and tier I cities through new branch offices

3

Contribution of new and value-added service offerings to drive growth

4

Automation at owned sorting centers to drive operational efficiency and enhance profitability

5

Government Initiatives to strengthen the logistics sector and focus on infrastructure to provide seamless connectivity to remote rural areas



Capital Expenditure

- ✓ Planned CapEx of Rs. 500 crores in 5 years (FY23-FY27)
- ✓ In FY2023 incurred capex of Rs. 125 Crores
- ✓ The remaining capex of Rs. 375 crore will be spent during FY24 - FY27
- ✓ Investment in sorting centers
- ✓ Automation and enhancing technological capabilities



TCI Express Offering

- ✓ Launch and expand Rail service offerings
- ✓ Added new services such as Pharma Cold Chain and C2C express
- ✓ Continuous focus on volume growth through B2B client acquisition



Strategic Priorities by 2025

New services are expected to contribute one-fourth of the top-line:

- Rail Express
- C2C Express
- Pharma Cold Chain Express
- Air Express

Maintain high return ratios and consistent dividend pay-out

Create Wealth for all Stakeholders

Well placed to deliver sustainable growth

Full focus on technological advancement and automation to further enhance operational efficiency

- Asset light business model
- Increase customer base
- Owned sorting centre in major metros



Largest B2B Sorting Center

Company has made significant progress in each of its strategic focus areas, has successfully commissioned India's first and largest automated B2B sorting center in Gurgaon in March 2022 reducing parcel handling time and vehicle halting time

GIGA Sorting Centre, Gurgaon

Location:	Gurgaon
Area:	2 lakh sq.ft
Solar Panel:	800 KW
Operational:	India's first and largest automated B2B sorting center operational from March 2022



Inhouse ERP and Automation

Shorter Turnaround Time

24x7 Higher Capacity Utilization

Enhance Customer Satisfaction

Enhance Profitability



Expanding Service Offering: Rail Express

❑ Asset Light Business Model

- ✓ TCI Express to buy space on the trains to ensure higher capacity utilization
- ✓ Independent team to manage this business offering

❑ Advantages

- ✓ Faster transit time at a lower cost substituting Air Cargo
- ✓ Optimize economies of scale at branches and routes
- ✓ Use of strong railway network

❑ Infrastructure Development backed by government

- ✓ Indian railways aims to increase its freight traffic from 1.1 billion tons in 2017 to 3.3 billion tons in 2030
- ✓ Lower carbon footprint and sustainable mode of transport



Shorter Turnaround Time

Uninterrupted Transportation

Synergistic with Existing Express Business

Bridging the Gap between Air and Surface

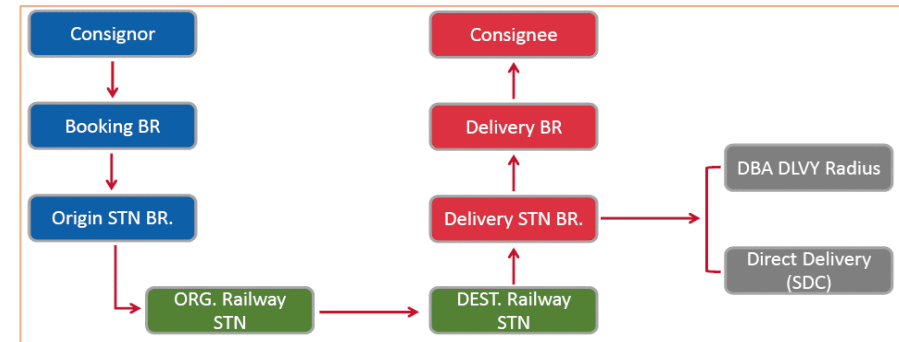
Higher Margin Business

Infrastructure Backed by Government

4,000
Customer Base

125
Route Presence

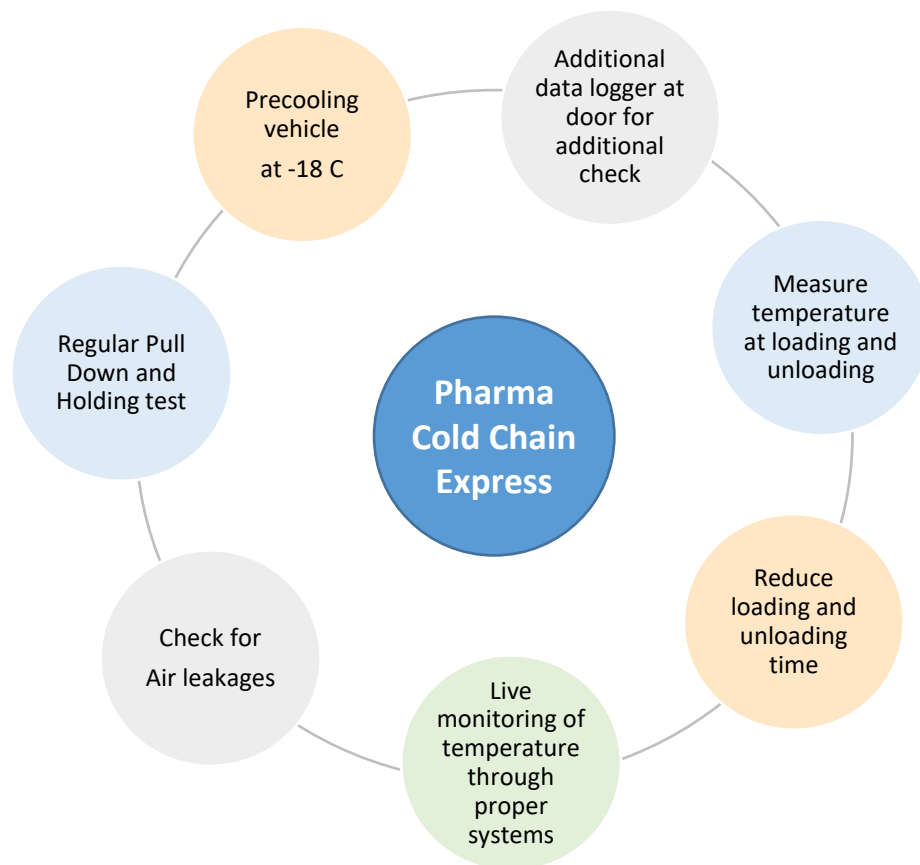
Centralized and integrated express logistics system



Expanding Service Offering: Pharma Cold Chain Express

TCI Express successfully launched Pharma Cold Chain Express Service, an asset-light model and use existing hub and spoke network to meet the growing demand for Cold Chain express logistics

Standard Operating Procedures followed by TCI Express



TCI Express Pharma Cold Chain Transportation

- TCI Express continues to implement the asset-light model in the Pharma Cold Chain express logistics segment
- Dispatching Pharma shipments either Frozen (Blood Plasma) or Vaccines under the prescribed temperature as norms ensuring there are no fluctuations in the temperature
- Dispatching frozen products as per FSSAI norms ensuring there are no fluctuations in the temperature
- Monitoring of temperature maintained through Data Loggers and real-time monitoring through tracer
- Tracking of vehicles through GPS and real-time data been provided to the customer
- Proper loading and unloading of material ensuring there are no temperature fluctuations

Expanding Service Offering: C2C Express

TCI Express launched India's first customer to customer C2C Express service, implementing asset light model

Transportation Mode – Fast Trucking

Minimizes connections and travel time

Offering a high frequency of services

Directly connects the set of locations without any interruption of services

Flexible routes

Transportation Mode – Milk Run

Pick up from multiple locations and delivery at single point

Pick up from one location and delivery at multiple locations

Real time tracking through GPS and temperature through tracer

Flexible routes

End to End Transportation, Door Pick up and Door Delivery

Multilocation Delivery and Pick up

GPS Enabled Vehicle for tracking

Single Point of contact for any query

Movement of High Cargo value



Last 6 Year Key Takeaways

Inherent Business Strength

- ✓ Fastest B2B Express Delivery Company in India
- ✓ Asset light model allows the Company to maintain higher utilization and drive strong cash flows
- ✓ No franchise model. All branches are company owned which ensures the adoption of best standard operating procedures
- ✓ Diversified business model catering to all the major manufacturing industries

Expanding Business

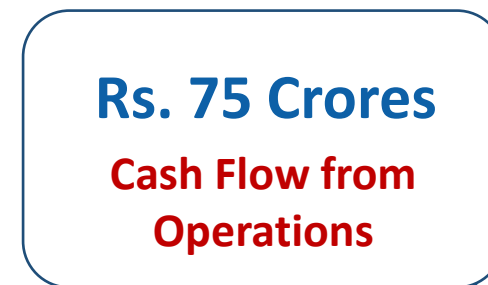
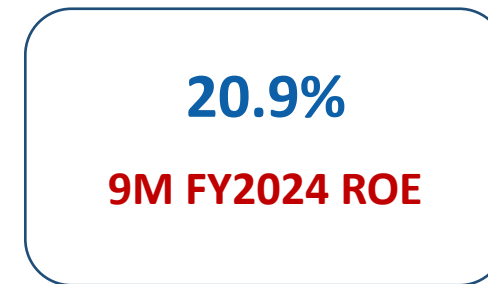
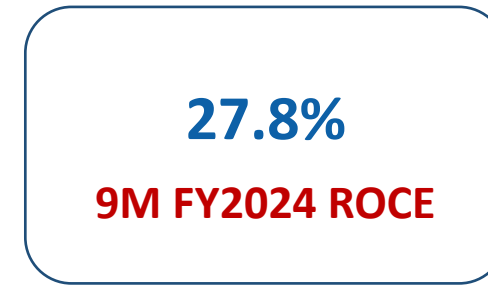
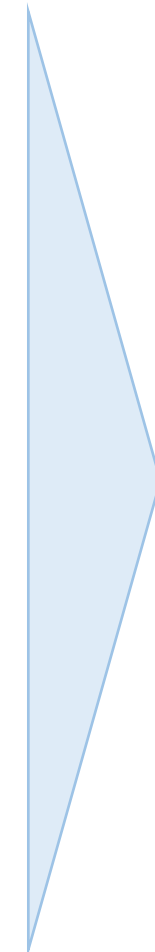
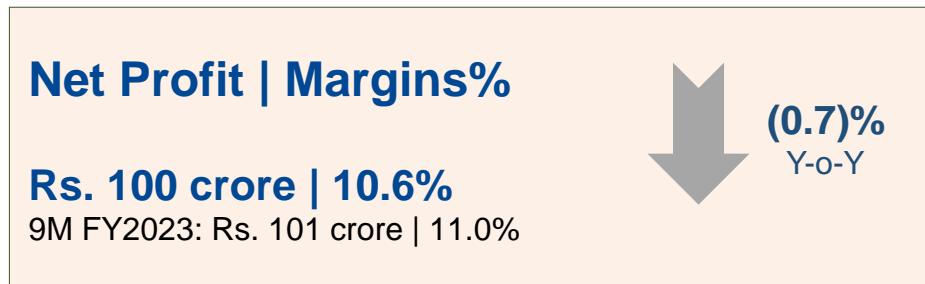


- ✓ Locations servicing from 32,000 locations in FY 2017 to 60,000 locations in FY 2023
- ✓ Branch offices increased from 500 in FY 2017 to 950+ branches in FY 2023
- ✓ Sorting centers increased from 26 in FY 2017 to 28 in FY 2023
- ✓ Customers count increased from 1.6 Lakh in FY 2017 to 2.25 Lakh in FY 2023

Generating Returns for Stakeholders

- ✓ Post demerger: 7 year track record of consistently delivering enhanced margins and profitability. EBITDA growing at a CAGR of 21% and net profit is at a CAGR of 24%
- ✓ Consistently paying dividends for the last 7 years and generating a high return on capital employed
- ✓ Debt-free company, maintaining a strong balance sheet and flexible capital structure

9M FY2024 Highlights

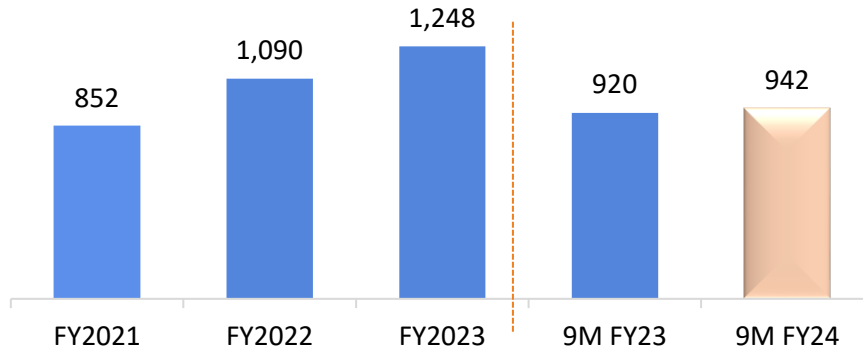
Announced 2nd interim dividend of Rs. 3 per share in Q3 FY24, taking 9 months dividend to Rs. 6 per share representing a payout of 300 % on the face value for 9M FY2024



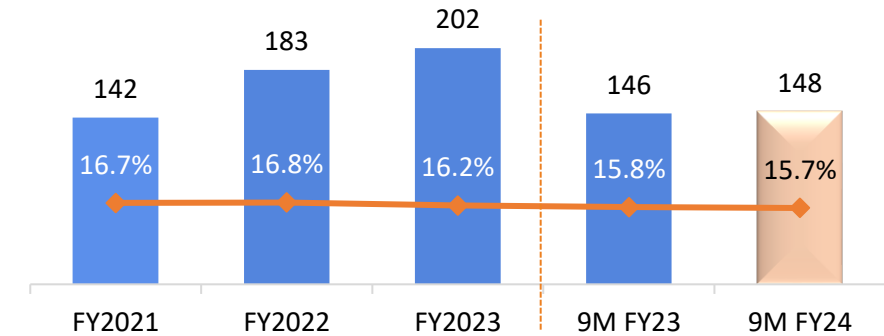
Notes: 1. Return on Capital Employed is calculated as EBIT/Average Capital Employed. Capital Employed = Total Equity + Total Debt
2. Return on Equity is calculated as Net Profit/Average Total Equity
3. ROCE and ROE has been annualized

Strong track record of consistently delivering an industry-leading margin profile

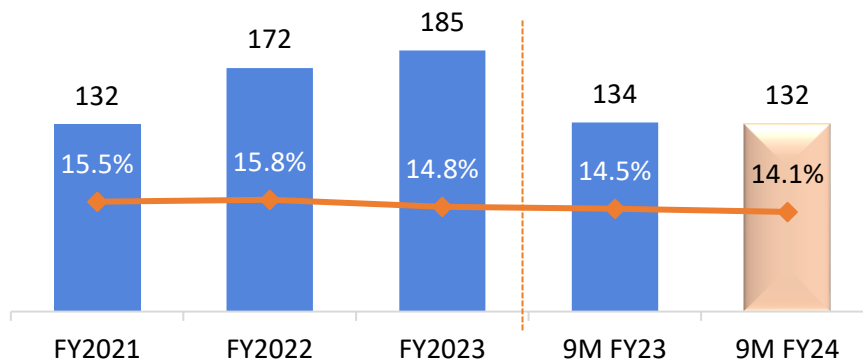
Total Income from Operations



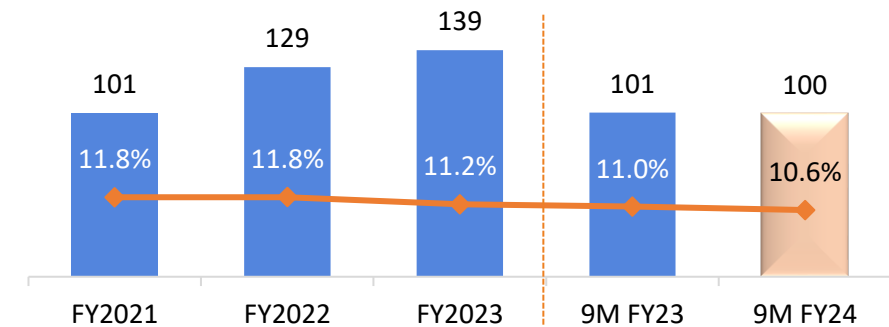
EBITDA Margins



PBT and Margins



PAT and Margins



Notes:

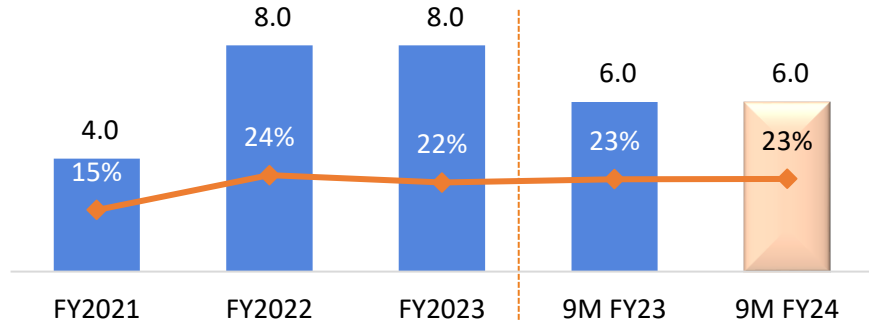
1. EBITDA includes other income
2. All Margins are calculated on Total Income

* All numbers in Crores unless specified

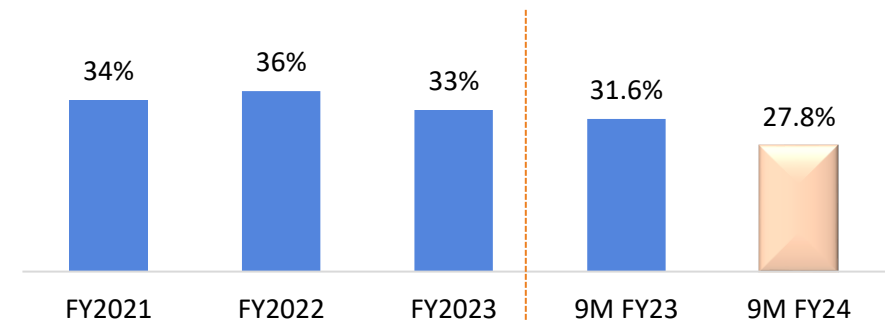


Delivering consistent growth and profitability for our shareholder

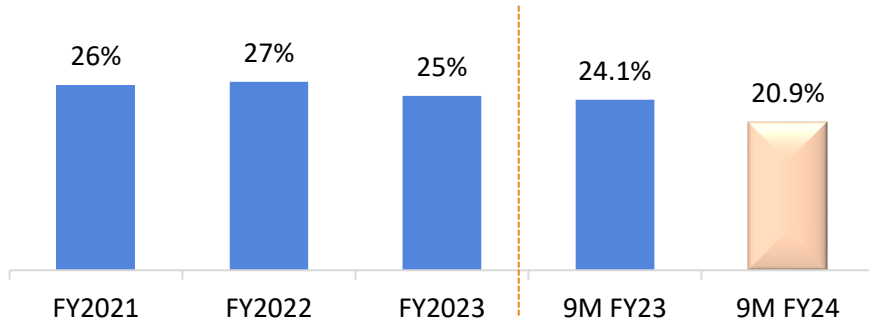
Dividend per Share (Rs) & Payout (%)



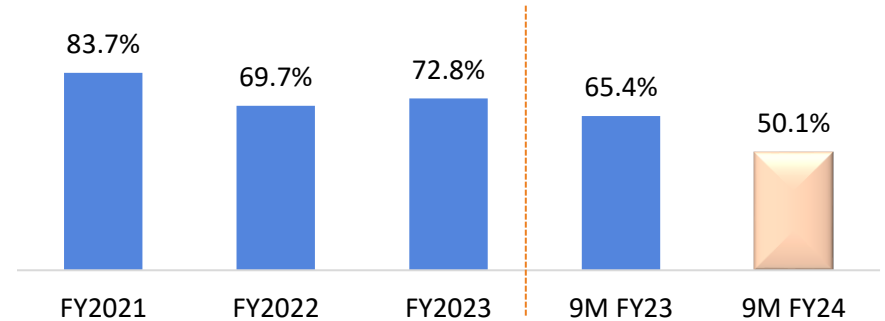
Return on Capital Employed (%)



Return on Equity (%)

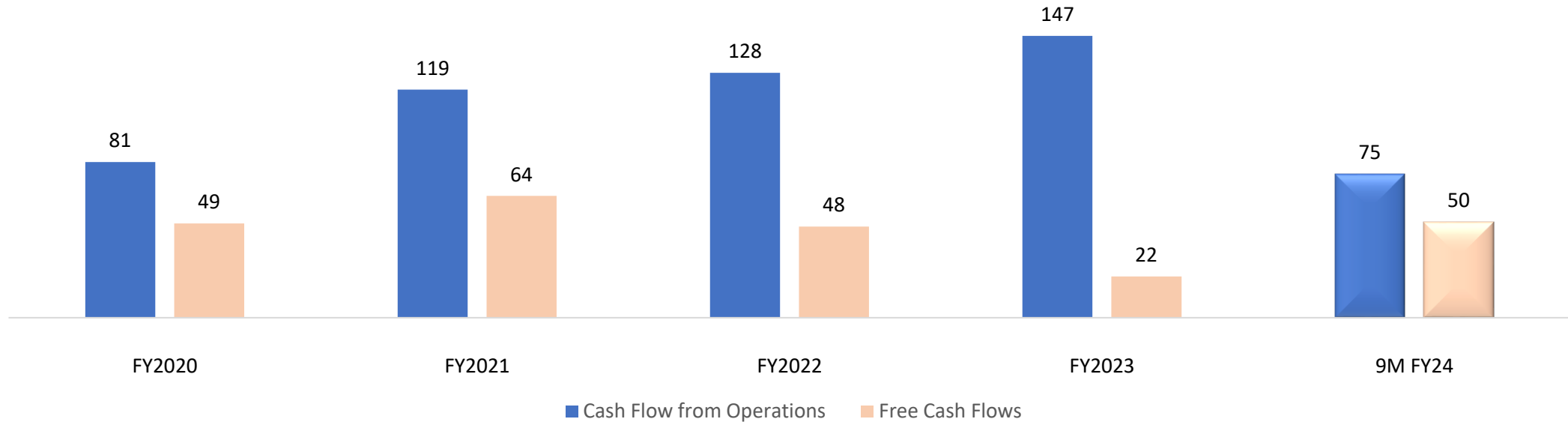


Cash Conversion Ratio (%)



Cash Flow from Operations vs Free Cash Flows

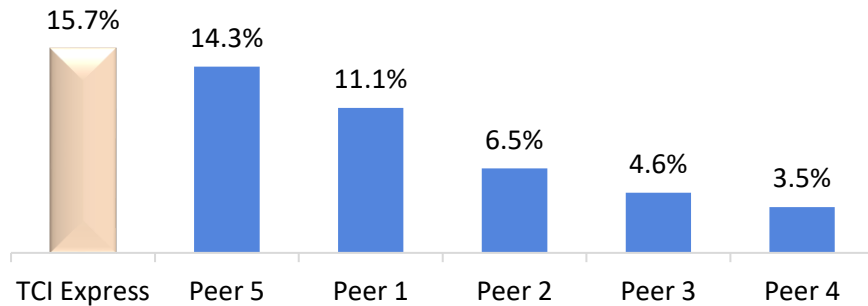
Unmatched combination of scale, expertise and technology resulting sustainable cash flow from operations



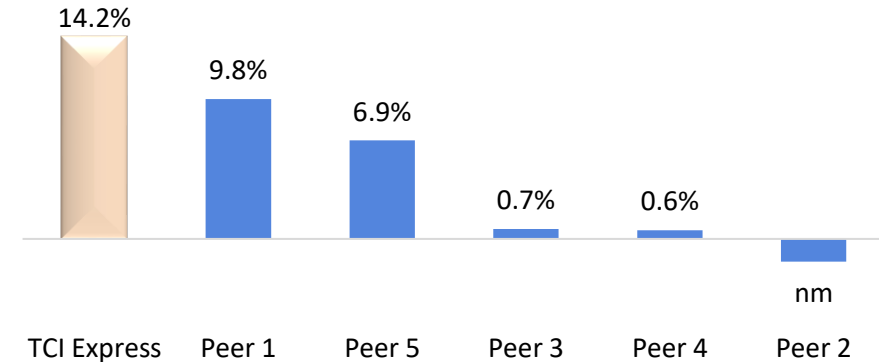
- Cash flow from operations of Rs. 75 crore for 9M FY2024
- During 9M FY2024, the company incurred a capital expenditure of Rs. 25 crore for expansion of our branch network, automation and ramping up our IT infrastructure
- Efficient working capital management, along with debt free capital structure contributes to generating sustainable free cash flow and attractive returns to shareholders

TCI Express – Leading Margins and Profitability in the Industry

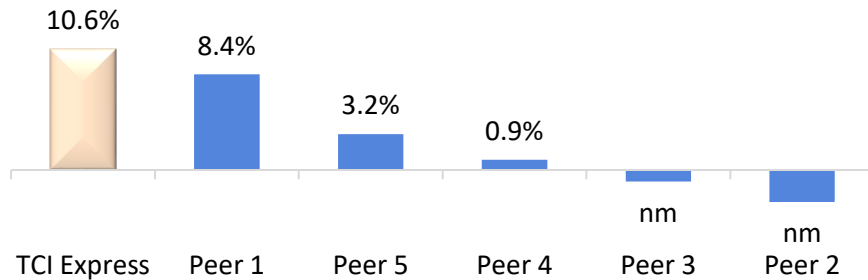
EBITDA Margins %



EBIT Margins %



PAT Margins %



Key Highlights:

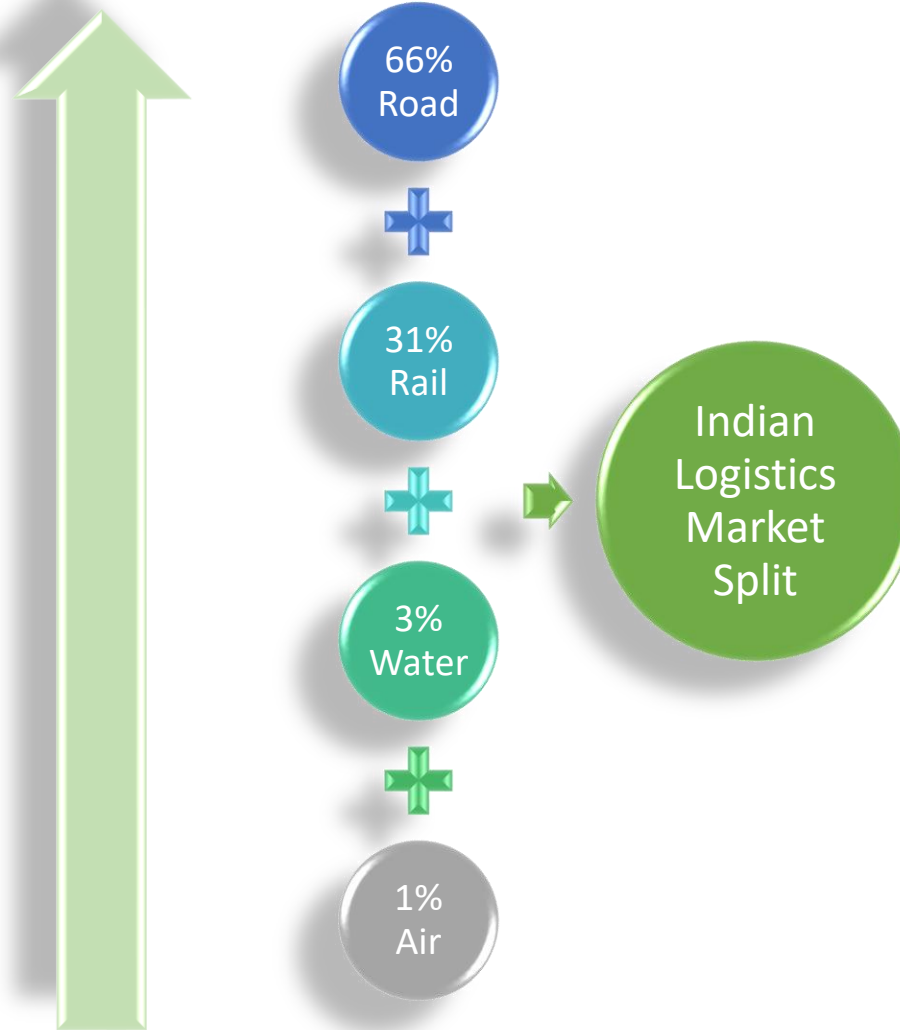
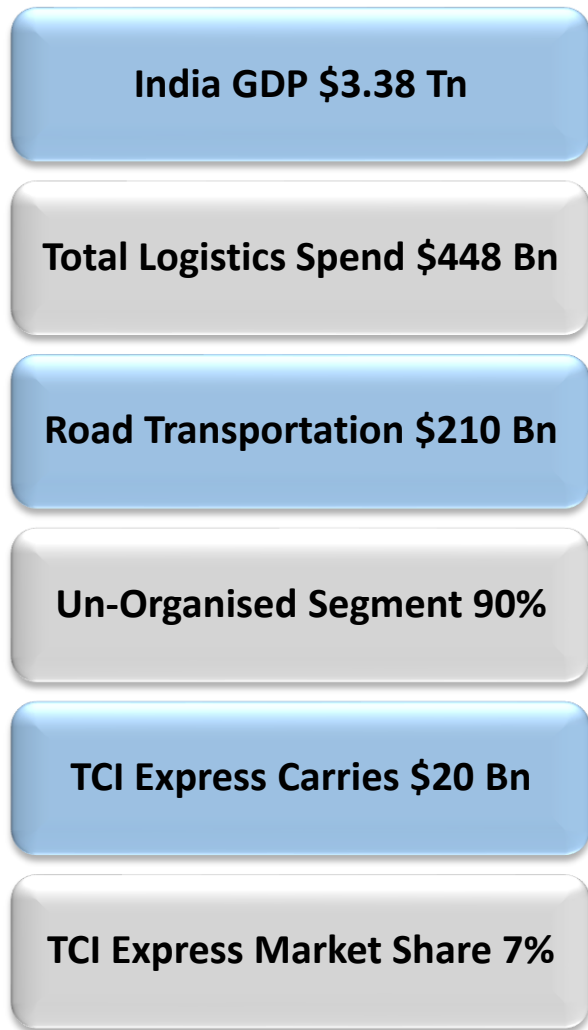
- Market Leader in Supply Chain Management with industry-leading Margins and Profitability Ratios
- Leading market positions, unique asset light model has allowed TCI Express to maintain higher capacity utilization and deliver strong EBITDA margins even during challenging inflationary environment
- Revenue mix driven equally by SMEs and corporates

Notes:

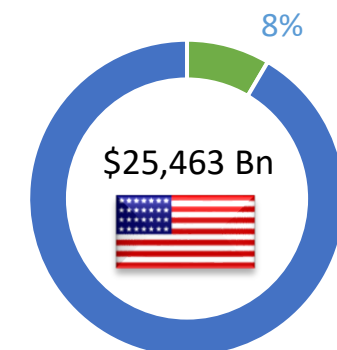
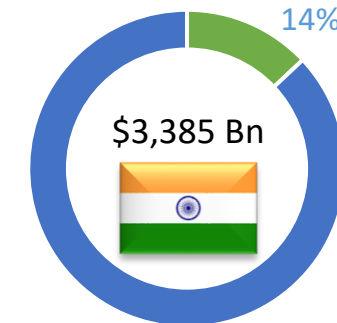
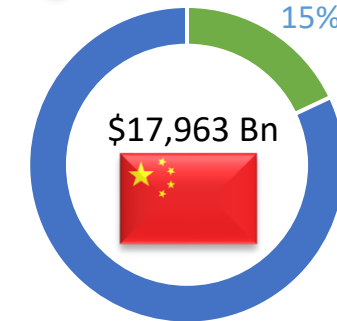
- All financials are based on **9M FY2024 reported numbers**
- EBITDA and EBIT including Other Income



Express Industry – An Outlook



Logistics as % of GDP



Notes: Source :

1. [Trading Economics](#)
2. [IBEF.org](#)



Growth Drivers for the Indian Logistics Industry



The National Logistics Policy (NLP) assists states and union territories (UTs) in creating their Comprehensive Logistics Action Plan (CLAP), which emphasizes integrated digital logistics systems, standardized physical assets, and improved warehousing services. This policy aims to boost logistics efficiency, enhance trade, and facilitate sector-specific plans for effective logistics.



The PM GatiShakti National Master Plan initiative seeks to enhance multimodal logistics infrastructure by partnering with states and UTs. It provides a unified decision-making platform and extends special assistance to states with a 50-year interest-free loan of ₹1 lakh crore for capital investments. The plan aims to fortify logistics infrastructure and streamline the movement of goods across various transportation modes.



The Unified Logistics Interface Platform (ULIP) and e-Logs are vital components of the NLP, with ULIP serving as an integrated platform to boost efficiency and technology utilization in India's logistics infrastructure, while e-Logs act as a dashboard for seamless access to logistics services, simplifying registration, coordination, and monitoring of logistics stakeholders' issues. These initiatives aim to streamline logistics operations and enhance overall service quality.



India's logistics industry has moved up 6 places to reach the 38th rank out of 139 countries in the World Bank's Logistics Performance Index. Showcasing advancements in logistics services

- Multiple infrastructure projects worth Rs.108 lakh crore under the National Infrastructure Pipeline (NIP) aim to propel growth in the logistics industry
- The government proposes infrastructure development with a 33% increase in capital expenditure, amounting to Rs 10 lakh crore for the fiscal year 2023-24
- The construction of 66,100 km of highways and 3,300 km of dedicated Freight Corridors will optimise the efficiency of freight movement across the country
- The logistics industry employs 22 million people, making it a major source of employment and livelihood for millions



Management Team



Mr. D P Agarwal, *Chairman & Director*

Mr. D P Agarwal is the Chairman and Director of TCI. Mr. Agarwal has been associated with the transport industry for more than 52 years. He has been contributing in developing the unorganized logistics sector into an organized one.

Mr. Agarwal is also associated with various Chambers of Commerce including CII, FICCI & PHDCCI. He also takes active participation in many social and philanthropic activities for the common good.



Mr. Chander Agarwal, *Managing Director*

Mr. Chander Agarwal is a Bachelor of Science in Business Administration from 1996 to 2001 from Bryant College, Smithfield, RI. He joined TCI as Summer Intern and worked in various departments including operations, logistics and marketing etc. thereby getting fair amount of exposure to the key functions in the Company. His hands-on experience with Transfreight USA, a 3PL specializing in 'lean logistics' for Toyota Motor vehicles, USA, has given him unmatched knowledge of the Supply Chain Management. Currently he is spearheading Group TCI's international expansion across Asia, Latin America & Africa.



Mr. Pabitra Panda, *Chief Operating Officer*

Mr. Pabitra Mohan Panda, is a Chief Operating Officer (COO) of the Company effective from August 7, 2019. He is Post Graduate in Computer Applications and Statistics. He has joined TCI Group in the year 1998 and has a distinguished service record of 24 Years in the Company.

He worked in various functions and departments and risen to the designation of Regional Express Manager. Prior to such elevation as COO, he was appointed Regional Manager-Delhi Region on May 2, 2016.



Management Team



Mr. Mukti Lal, Chief Financial Officer

Mr. Mukti Lal is the Chief Financial Officer at TCIEXPRESS. He is a qualified Chartered Accountant and has been associated with Transport Corporation of India Limited (the Demerged Company) in various capacities for last 19 years. He was working as CFO-XPS, Division of Transport Corporation of India Limited. He is a finance professional with over a decade of experience spanning the entire gamut of finance and had played major role in overall strategy and corporate governance



Mr. Hemant Srivastava, Chief Operating Officer
Express Businesses (Non-Surface)

Mr. Hemant Srivastava currently holds the position of Chief Operating Officer of Express Business (Non-Surface) at TCI Express. He is managing Air, Air International, Rail, Cold Chain, C2C newly launched Businesses verticals at TCI Express. With a distinguished career spanning two decades at the TCI Group, he has undertaken diverse and impactful roles in finance and management, including positions as Zonal Manager and Regional Express Manager. His prior experience before joining TCI includes significant contributions to the domains of industrial gases manufacturing and government projects, specifically in the areas of Accounts and Audit



Mr. Girija Shankar, Chief Marketing Officer

Mr. Girija Shankar Das is an MBA having specialization in Marketing. He joined TCI Group in 2005 and has more than a decade of versatile experience in operations, sales, marketing and Customer Retention. He has worked in various functions and departments including "Zonal Express Manager" at Chennai and Bhiwandi (Mumbai). Currently he is serving the position of Chief Marketing Officer in TCI Express Limited



Sustainability a Core Pillar of Strategy

Environment

Water Conservation

Implemented rainwater harvesting and various water-saving initiatives, including aerator taps, sensor-based taps, RO water reutilization, rain harvesting, water reuse, and STP for wastewater treatment and reuse

Renewable Energy Generation

Installed solar panels at Gurgaon and Pune sorting centers, generating a total of 804,311 kWh of renewable electricity in FY2023, reducing GHG emissions

Emission Reduction

Replaced approximately 30% heavy capacity trucks with ones compliant with BS-VI standards, reducing harmful emissions

Educational Aid and Empowerment

Implemented diverse social initiatives, including educational aid for 1,500+ children, underprivileged youth, sports training for 1,000+ individuals, and empowerment through "Saksham" project for 5,000+ individuals

Safety, Environment, and Health

Implemented accident prevention measures, abided by labor laws for fair wages, maintained zero-tolerance for discrimination, and ensured robust data protection

CSR Impact

Demonstrated strong financial capability through CSR initiatives, contributing ₹2.80 Crores in various projects during FY2023

Social

Governance

Board Composition and Diversity

4 out of 8 directors on the board are independent, and there is a balanced professional Board with the right mix of Executive, Non-Executive, and Independent Directors, bringing rich experience and expertise from diverse backgrounds relevant to the business

ESG Training and Commitment

Conducted ESG specific trainings for Directors, KMP, Employees, and stakeholders, apprising them of the company's commitment towards meeting ESG performance through BRSR

Risk Management, Ethics, and Data Protection

Implementing regular risk assessment and maintaining a zero-tolerance policy against unethical conduct. Ensuring robust data protection with VPN software and cyber security audit to safeguard customer information and privacy

ESG Profile – Consolidating all ESG Disclosures

TCI EXPRESS
LEADER IN EXPRESS

Track Your Shipment Picku

ABOUT US ▾ EXPRESS SERVICES ▾ VERTICALS ▾ INVESTOR RELATION ▾

India's fastest
EXPRESS DELIVERY SERVICE

- Surface Express
- Air Domestic Express
- Air International Express
- Rail Express
- E-Commerce Express
- C2C Express
- Cold-Chain Express

BOARD OF DIRECTORS
CORPORATE GOVERNANCE
CORPORATE INFORMATION
SHAREHOLDING PATTERN
FINANCIAL REPORTS

INVESTOR & ANALYST CORNER
CREDIT RATING
UNPAID DIVIDEND
SCHEME OF ARRANGEMENT
INVESTOR'S FAQs

VISIT OUR ESG PROFILE

TCI EXPRESS
LEADER IN EXPRESS

1

--All Categories-- --All Sub Factors-- --All Keywords-- --ESG World Framework-- --All Frameworks-- --TimeStamp--

Last Updated: 06 Dec 2021 Public Views: 1,705 Feedback Last 30 Day's Refresh Company Approved Profile

5 Search

4

Sub Factor	Keywords	Frameworks	Links	Metric	Highlights
Company Overview					
ESG a Core Pillar of Strategy	Strategy	FIMI Principle 01: Integrate Sustainable Development GRI 102: GD Strategy IFC PS 1: Environmental and Social Risks and Impacts SASB: Leadership and Governance SDG 17: Partnerships to achieve the Goal WEF Governance: Risk and Opportunity Oversight			2 At TCI Express Limited, we are committed to manage environmental and social footprint in our operations. We believe that making the environment an integral part of our business operations will create a positive impact on our business considering our widespread operations. The Company believes that its business activities have an extensive impact on the society in which it operates. The Company participates in numerous initiatives towards environmental and sustainable development and practices towards an environmentally responsible corporate citizen
ESG Reporting Track Record	Metrics	FIMI Principle 10: Verifiable Stakeholder Reporting GRI 102: GD Reporting Practice SASB: Leadership and Governance SDG 17: Partnerships to achieve the Goal WEF Governance: Risk and Opportunity Oversight			We are uploading ESG as quarterly presentation. We have also shared link in our Annual Report
Dedicated Executive ESG Role	Ratings Focus Executive Management	CDP: Climate GRI 102: GD Strategy IFC PS 1: Environmental and Social Risks and Impacts SASB: Leadership and Governance SDG 17: Partnerships to achieve the Goal TCFD: Governance UNGC Principle 07 Environment WEF Governance: Governing Purpose			Our CSR Committee oversees the social responsibility vision with diligence, transparency and ownership. Mr. D. P. Agarwal - Chairman and Non-Executive Director, is the Chairman of CSR Committee. The BRR related performance is headed by Mr. Chander Agarwal, Managing Director of the Company

Visit ESG Profile on our Website in Investor Relation Section or click here - <https://bit.ly/2LmB6fd>

- 1 Consolidates all ESG disclosures on a single platform, enabling stakeholders to conveniently conduct their due diligence
- 2 Highlights – Captures qualitative ESG content associated with the respective subfactor
- 3 Links – Provide easy access to the underlying source documentation by click of a button
- 4 ESG disclosures mapped with International ESG Reporting Frameworks
- 5 Search based on key words. Conveniently search for specific ESG information
- 6 Feedback – TCI Express solicits feedback from all the stakeholders on their ESG disclosures. Click and provide feedback



Awards



India's Top 500 Value Creator 2023

TCIEXPRESS has been named as **India's Top 500 Value Creator 2023** by **Dun & Bradstreet** for outstanding business productivity, resilience, and commitment for sustainable practices, consistently delivering exceptional value for stakeholders



Super 20 Fastest Growing Companies 2023

Recognized for **outstanding growth and success** by being named one of the **Super 20 Fastest Growing Companies in 2023**. This prestigious award, presented by **Entrepreneur First magazine**

A celebratory graphic for the Influential Leaders of India 2023 award. It features a lion logo and the text 'INFLUENTIAL LEADERS OF INDIA | 2023 3RD EDITION'. A photo of Mr. Chander Agarwal, Managing Director of TCI Express, is shown. The graphic includes logos for TCI Express, SCALE, IATA, and other partners. It also lists partners like ET, in Focus, Business Standard, and Team Influencers, along with contact information: www.tciexpress.in, info@tciexpress.in, and 1800 2000 977. The hashtag #MDInfluentialLeaders is also present.

Awards

Iconic Brands of India 2023



Recognized as one of the **'Iconic Brands of India 2023'** for **commitment to values, legacy, and sustainability**. It signifies TCI Express as a symbol of excellence in the Indian express delivery industry, shaping the nation's growth and realizing the aspirations of countless Indians

Greatest Sustainable Brand and Leader 2023



In recognition of our steadfast commitment to sustainability, TCI EXPRESS has proudly received the esteemed title of **Sustainable Organization 2023** from the Economics Times

This prestigious accolade acknowledges our dedication to adopting sustainable practices and leadership in promoting environmental consciousness

LEED Gold Certification 2023



Awarded the prestigious **LEED Gold certification** by the **USGBC** to our **'GIGA,' Sorting Centre, Tajnagar, Gurugram**. This testament our commitment towards sustainability, making us the first B2B express logistics company in India and Asia



Awards and Recognition

Corporate Governance



Ranked 438 in Top 500
Companies based on Market
Cap, as on March 31, 2023

Credit Instruments rated by two
leading Credit Rating Agencies
CRISIL Rating: AA-
ICRA Rating: A1+

Industry Recognition



2022 Burgundy
Private Hurun
India 500



Marksmen Daily
Most Trusted
Brands of India
2023



Business
Superbrand
of 2022-23



The Economic
Times Iconic Brands
of India -2023



Sustainable
Organisations
2023



Building a high trust
& Performance
culture



International Air Transport
Association

SORTING CENTER AWARDS



Complementing India's Sustainability
Movement TCI Express Ltd. **GIGA Sorting
Centre in Tajnagar** has received the **GEM 5
Certification**

Pune Sorting Centre, has also been awarded
GEM 5 Certification promoting environmentally
sustainable green building design and
construction



CII SCALE Award 2023

Recognized by **CII Institute of Logistics** for
its **Exceptional Implementation of
Artificial Intelligence** in its business
operations, in the Express/Courier
category. This accolade underscores the
company's unwavering dedication to
innovation & technological advancements

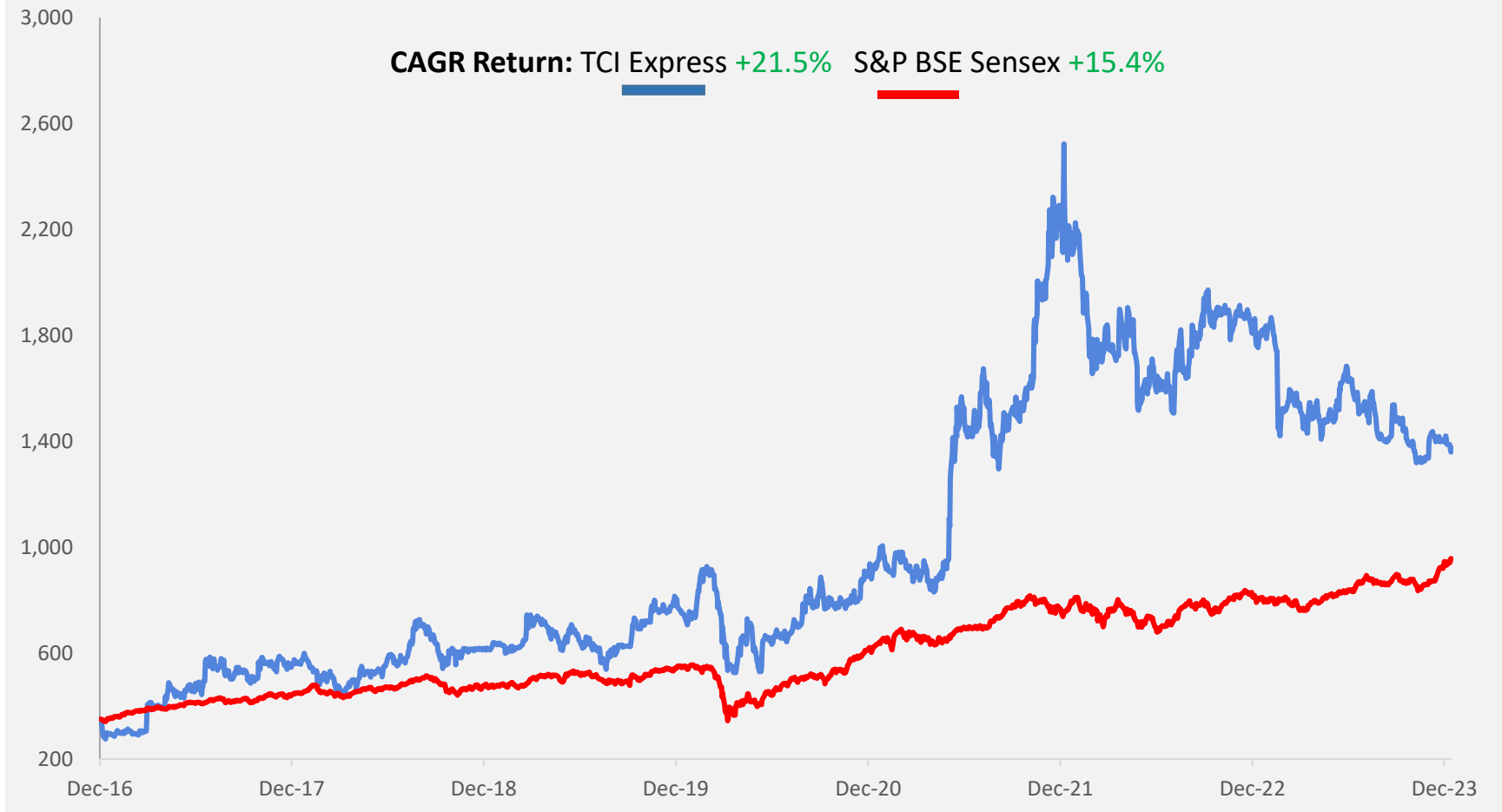


Capital Market Information

Key Facts 29th December 2023

BSE / NSE Ticker	540212/ TCIEXP
CMP (Rs.)	1,374
Shares O/S (Cr)	3.83
Market Cap (Rs. Cr)	5,263
52 Week H/L (Rs.)	1,867/1,319

Share Price Information, as on 29th Dec 2023



Note:

Source: Factset
CAGR calculated from 15 Dec 2016



Contact Information

This presentation contains statements that are “forward looking statements” including, but without limitation, statements relating to the implementation of strategic initiatives, and other statements relating to TCI Express’ future business developments and economic performance. While these forward looking statements indicate our assessment and future expectations concerning the development of our business, a number of risks, uncertainties and other unknown factors could cause actual developments and results to differ materially from our expectations.

These factors include, but are not limited to, general market, macro-economic, governmental and regulatory trends, movements in currency exchange and interest rates, competitive pressures, technological developments, changes in the financial conditions of third parties dealing with us, legislative developments, and other key factors that could affect our business and financial performance.

TCI Express undertakes no obligation to publicly revise any forward looking statements to reflect future / likely events or circumstances.

For further information, please contact:

<p>Mukti Lal Chief Financial Officer, TCI Express</p> <p>+91 124 238 4090-4094 mukti.lal@tciexpress.in</p>	<p>Bhushan Khandelwal / Anvita Raghuram Churchgate Partners</p> <p>+91 22 6169 5988 tciexpress@churchgatepartners.com</p>
--	---



TCI EXPRESS LIMITED

TCI house, 69 Institutional area, Sector - 32,
Gurgaon 122001, Haryana, India

P: +91 124 2384090-94 • E: info@tciexpress.in

W: www.tciexpress.in • Toll free: 1800 2000 977

