

Ref: SEC/MFL/SE/2019/3153

May 13, 2019

National Stock Exchange of India Ltd.
Exchange Plaza,
Plot no. C/1, G Block,
Bandra-Kurla Complex
Bandra (E), Mumbai - 400 051

BSE Limited
Department of Corporate Services
P. J. Tower, Dalal Street,
Mumbai 400 001

Dear Sir/Madam,

Re: Muthoot Finance Ltd - Audited Financial Results for the Quarter and Financial Year ended March 31, 2019

Please find enclosed:

1. the Audited Financial Results (standalone and consolidated) along with Auditor's Report for the Financial Year ended March 31, 2019 as required under Regulation 33 of the Securities and Exchange Board of India (Listing Obligations and Disclosure Requirements) Regulations, 2015 ('SEBI - LODR'); and
2. disclosure in accordance with Regulation 52(4) of SEBI - LODR is annexed to the results.

The Certificate of the Debenture Trustee as required under Regulation 52(5) of the SEBI - LODR will be sent shortly. Further, we hereby declare that the Company's Statutory Auditors' have issued Auditors' Reports with an unmodified opinion with respect to the Audited financial results (standalone and consolidated) of the Company for the Financial year ended March 31, 2019.

The results would be published in one English and one Vernacular newspaper as required under Regulation 47 of SEBI - LODR.

Request you to kindly take on record the information and disseminate the same to the investors through the website.

Thanking You,

For **Muthoot Finance Limited**



Maxin James
Company Secretary

Varma & Varma

Chartered Accountants

**Auditor's Report on Quarterly Financial Results and Year to Date Results of the Company
(Standalone & Consolidated) pursuant to the Regulation 33 and Regulation 52 read with Regulation
63(2) of the SEBI (Listing Obligations and Disclosure Requirements) Regulations, 2015**

To
**Board of Directors
Muthoot Finance Limited**

1. We have audited the accompanying Statement ("the Statement") of standalone financial results of Muthoot Finance Limited ("the Company") for the quarter and year ended 31st March, 2019 and the consolidated financial results for the year ended 31st March 2019 which includes the annual financial results of the subsidiary companies Muthoot Homefin (India) Limited, Belstar Investment and Finance Private Limited, Muthoot Insurance Brokers Private Limited, Muthoot Money Private Limited, Muthoot Trustee Private Limited, Muthoot Asset Management Private Limited and Asia Asset Finance PLC, Sri Lanka (together referred to as the 'Group'), attached herewith, being submitted by the company pursuant to the requirement of Regulation 33 and Regulation 52 read with Regulation 63(2) of the SEBI (Listing Obligations and Disclosure Requirements) Regulations, 2015 as modified by SEBI Circular No. CIR/CFD/FAC/62/2016 dated July 5, 2016. The figures for the quarter ended 31st March 2019 are the balancing figures between audited figures in respect of the full financial year ended on such date and the published year to date figures upto nine months of the relevant financial year ended on 31st December 2018, which were subject to limited review by us.
2. The financial results (including consolidated financial results) in the Statement for the year ended 31st March 2019 have been prepared on the basis of the related audited financial statements for the said year, which are the responsibility of the company's management and approved by the Board of Directors / Committee of Board of Directors. The financial statements are prepared in accordance with the recognition and measurement principles laid down in the Indian Accounting Standards prescribed under Section 133 of the Companies Act, 2013 read with relevant rules issued thereunder and other accounting principles generally accepted in India. Our responsibility is to express an opinion on the Statement based on our audit of the annual financial statements.
3. We conducted our audit in accordance with the auditing standards generally accepted in India. Those standards require that we plan and perform the audit to obtain reasonable assurance about whether the financial results are free of material misstatement. An audit includes examining, on a test basis, evidence supporting the amounts disclosed as financial results. An audit also includes assessing the accounting principles used and significant estimates made by management. We believe that our audit provides a reasonable basis for our opinion.
4. We did not audit the financial statements of six subsidiaries (incorporated in India) included in the consolidated financial results, whose financial statements reflect total assets of Rs 44,224.20 million as at the year ended 31st March 2019; as well as total revenue of Rs 6,353.60 million for the year



Varma & Varma

Chartered Accountants

ended 31st March 2019. These financial statements and other financial information have been audited by other auditors whose reports have been furnished to us, and our opinion on the consolidated results, to the extent they have been derived from such financial statements is based solely on the report of such other auditors. Our opinion is not modified in respect of this matter.

5. In our opinion and to the best of our information and according to the explanations given to us these quarterly/annual standalone financial results as well as the annual consolidated financial results:
- i. have been presented in accordance with the requirements of Regulation 33 and Regulation 52 read with Regulation 63(2) of the SEBI (Listing Obligations and Disclosure Requirements) Regulations, 2015 read with SEBI Circular No. CIR/CFD/FAC/62/2016 dated July 5, 2016 in this regard;
 - ii. give a true and fair view of the net profit (including other comprehensive income) and other financial information for the quarter ended 31st March 2019 as well as the year to date results (including consolidated results) for the year ended 31st March 2019; and
 - iii. the annual consolidated financial results include the results of the following subsidiaries:
 - a. Muthoot Homefin (India) Limited
 - b. Belstar Investment and Finance Private Limited
 - c. Muthoot Insurance Brokers Private Limited
 - d. Muthoot Money Private Limited
 - e. Muthoot Trustee Private Limited
 - f. Muthoot Asset Management Private Limited
 - g. Asia Asset Finance PLC, Sri Lanka
6. We did not audit the financial statements of one foreign subsidiary included in the consolidated financial results, whose financial statements reflect total assets of Rs 5,501.07 million as at the year ended 31st March 2019; as well as total revenue of Rs 1,166.34 million for the year ended 31st March 2019. These financial statements and other financial information are unaudited and have been furnished to us by the management and our opinion on the consolidated results as so far as it relates to the amounts included in respect of this foreign subsidiary is based solely on such financial statements and other financial information as certified by the management. In our opinion and according to the information and explanations given to us these financial statements and other financial information are not material to the Group. Our opinion on the consolidated financial results is not modified in respect of this matter.

Place: Kochi - 19

Date: May 13, 2019



For VARMA & VARMA
(FRN: 004532S)

(V. SATHYANARAYANAN)
Partner
CHARTERED ACCOUNTANTS
Membership No. 21941

MUTHOOT FINANCE LIMITED
Registered and Corporate Office: 2nd Floor, Muthoot Chambers,
Opposite Saritha Theatre Complex, Banerji Road, Kochi - 682 018, India.
CIN : L68910KL1997PLC011300

Ph. No. : 0484 2396478, Fax No. : 0484 2396506, Website : www.muthootfinance.com,
Email : mails@muthootgroup.com

Statement of Audited Standalone and Consolidated Financial Results for the Quarter and year ended March 31, 2019

Rs. in Millions

Particulars	Standalone				Consolidated	
	Quarter ended		Year ended		Year ended	
	31-Mar-19 (Audited)*	31-Dec-18 (Unaudited)	31-Mar-18 (Audited)*	31-Mar-19 (Audited)	31-Mar-18 (Audited)	31-Mar-19 (Audited)
Revenue from operations						
(i) Interest income	18,318.85	16,827.23	16,339.11	67,570.12	62,021.30	74,160.10
(ii) Dividend income	-	-	-	-	20.10	-
(iii) Net gain on fair value changes	277.10	164.51	10.73	480.50	100.95	554.88
(iv) Net gain on derecognition of financial instruments under amortised cost category	-	-	-	-	-	118.51
(v) Sale of services	54.21	54.24	38.10	229.51	227.46	227.46
(vi) Service charges	146.99	119.18	85.78	501.95	295.34	881.32
(I) Total Revenue from operations	18,797.15	17,165.16	16,473.72	68,782.08	62,665.15	75,944.32
(II) Other Income	6.94	5.94	551.61	24.22	666.37	66.17
(III) Total Income (I + II)	18,804.09	17,171.10	17,025.33	68,806.30	63,331.52	76,010.49
Expenses						
(i) Finance costs	6,110.50	5,888.81	4,535.42	22,368.44	19,314.03	25,354.65
(ii) Impairment on financial instruments	204.52	19.07	596.44	275.48	2,396.51	678.51
(iii) Employee benefits expenses	2,740.90	1,980.32	2,129.89	8,975.53	7,823.84	10,133.43
(iv) Depreciation, amortization and impairment	119.44	110.08	113.50	420.86	438.51	519.93
(v) Other expenses	1,686.63	1,349.61	1,455.55	5,997.83	4,911.77	6,731.69
(IV) Total Expenses (IV)	10,861.99	9,347.89	8,830.80	38,038.14	34,884.66	43,415.21
(V) Profit before tax (III- IV)	7,942.10	7,823.21	8,194.53	30,768.16	28,446.86	32,595.28
(VI) Tax Expense:						
(1) Current tax	2,874.50	2,728.59	2,685.08	10,937.68	10,046.36	11,466.73
(2) Deferred tax	(47.42)	18.33	325.14	(114.75)	523.50	(138.82)
(3) Taxes relating to prior years	-	223.81	101.40	223.81	101.40	237.76
(VII) Profit for the period (V-VI)	5,115.02	4,882.48	5,082.91	19,721.42	17,775.60	21,029.61
(VIII) Other Comprehensive Income						
A (i) Items that will not be reclassified to profit or loss:						
- Remeasurement of defined benefit plans	13.85	(12.24)	15.91	(22.88)	63.62	(28.06)
- Fair value changes on equity instruments through Other Comprehensive Income	33.89	-	29.70	33.89	29.70	33.89
(ii) Income tax relating to items that will not be reclassified to profit or loss	(16.68)	4.36	(15.79)	(3.85)	(32.30)	(2.50)
Subtotal (A)	31.06	(7.88)	29.82	7.16	61.02	3.33
B (i) Items that will be reclassified to profit or loss:						
- Gain / (loss) from translating financial statements of a foreign operation	-	-	-	-	-	(40.06)
- Fair value change in debt instruments through Other Comprehensive Income	-	-	-	-	-	17.63
(ii) Income tax relating to items that will be reclassified to profit or loss	-	-	-	-	-	(5.13)
Subtotal (B)	-	-	-	-	-	(27.56)
Other Comprehensive Income (A + B) (VIII)	31.06	(7.88)	29.82	7.16	61.02	(24.23)
(IX) Total comprehensive income for the period (VII+VIII)	5,146.08	4,844.60	5,112.73	19,728.58	17,836.62	21,005.38
Profit for the period attributable to						
Owners of the parent						20,780.13
Non-controlling interest						249.48
Other Comprehensive Income attributable to						
Owners of the parent						(11.11)
Non-controlling interest						(13.12)
Total comprehensive income for the period attributable to						
Owners of the parent						20,769.02
Non-controlling interest						236.36
Paid up share capital (Face Value of Rs. 10 each)				4,006.61	4,000.41	4,006.61
Other equity				93,920.58	74,119.80	95,305.39
(X) Earnings per equity share (quarterly figures are not annualised)						
(Face value of Rs. 10 each)						
Basic (Rs.)	12.77	12.12	12.71	49.27	44.48	51.92
Diluted (Rs.)	12.75	12.12	12.68	49.18	44.33	51.82

See accompanying notes to financial results

For MUTHOOT FINANCE LIMITED

Managing Director



MUTHOOT FINANCE LIMITED
Registered and Corporate Office: 2nd Floor, Muthoot Chambers,
Opposite Saritha Theatre Complex, Banerji Road, Kochi - 682 018, India.
CIN : L65910KL1997PLC011300

Ph. No. : 0484 2396478, Fax No. : 0484 2396506, Website : www.muthootfinance.com,

Audited Standalone and Consolidated Statement of Assets and Liabilities (Balance Sheet) as at March 31, 2019

Rs. in Millions

Particulars	Standalone		Consolidated	
	As at 31- Mar- 2019	As at 31- Mar- 2018	As at 31- Mar- 2019	As at 31- Mar- 2018
	(Audited)	(Audited)	(Audited)	(Audited)
I ASSETS				
1 Financial assets				
a) Cash and cash equivalents	17,134.85	4,551.91	20,056.62	6,412.06
b) Bank balance other than (a) above	220.23	317.94	1,978.22	1,058.15
c) Receivables				
(I) Trade receivables	160.59	230.01	216.75	266.51
(II) Other receivables	-	-	-	-
d) Loans	3,49,329.32	2,95,068.03	3,87,225.27	3,22,522.95
e) Investments	9,825.56	3,954.27	2,111.26	1,772.58
f) Other financial assets	1,079.02	1,170.94	1,795.85	1,313.13
2 Non-financial Assets				
a) Current tax assets (Net)	-	-	20.29	-
b) Deferred tax assets (net)	175.15	64.24	369.40	191.54
c) Investment Property	-	-	156.97	148.18
d) Property, Plant and Equipment	1,866.58	1,922.35	2,055.82	2,046.02
e) Capital work-in-progress	228.30	57.37	228.30	57.37
f) Goodwill	-	-	299.96	212.16
g) Other intangible assets	58.97	82.32	79.85	108.00
h) Other non-financial assets	608.43	503.17	753.43	609.33
Total Assets	3,80,687.00	3,07,922.55	4,17,347.99	3,36,717.98
II LIABILITIES AND EQUITY				
LIABILITIES				
1 Financial Liabilities				
a) Payables				
(I) Trade payables				
(i) total outstanding dues of micro enterprises and small enterprises	-	-	-	-
(ii) total outstanding dues of creditors other than micro enterprises and small enterprises	1,633.97	1,238.87	1,664.05	1,260.12
(II) Other payables				
(i) total outstanding dues of micro enterprises and small enterprises	-	-	-	-
(ii) total outstanding dues of creditors other than micro enterprises and small enterprises	-	-	-	-
b) Debt securities	79,869.53	51,987.94	82,149.41	53,977.50
c) Borrowings (other than debt securities)	1,84,174.79	1,48,822.73	2,11,314.21	1,70,703.98
d) Deposits	-	-	2,618.98	2,652.80
e) Subordinated liabilities	4,287.20	10,859.70	5,192.51	11,572.74
f) Other financial liabilities	9,763.86	13,338.97	10,466.26	13,505.31
2 Non-financial Liabilities				
a) Current tax liabilities (net)	604.47	800.50	611.94	864.46
b) Provisions	2,106.20	2,239.14	2,165.33	2,279.03
c) Deferred tax liabilities (net)	-	-	10.34	0.16
d) Other non-financial liabilities	319.79	514.49	419.19	603.00
3 Equity				
a) Equity share capital	4,006.61	4,000.41	4,006.61	4,000.41
b) Other equity	93,920.58	74,119.80	95,305.39	74,565.34
Equity attributable to the owners of the parent	97,927.19	78,120.21	99,312.00	78,565.75
c) Non-controlling interest	-	-	1,423.77	733.13
Total Liabilities and Equity	3,80,687.00	3,07,922.55	4,17,347.99	3,36,717.98

See accompanying notes to financial results

For MUTHOOT FINANCE LIMITED



(Signature)
Managing Director



MUTHOOT FINANCE LIMITED

**Registered and Corporate Office: 2nd Floor, Muthoot Chambers,
Opposite Saritha Theatre Complex, Banerji Road, Kochi - 682 018, India.**

CIN : L65910KL1997PLC011300

Ph. No. : 0484 2396478, Fax No. : 0484 2396506, Website : www.muthootfinance.com,

Email : mails@muthootgroup.com

Notes:

1. The above financial results have been reviewed by the Audit Committee and approved by the Board of Directors of the Company at their respective meetings held on May 11, 2019 and May 13, 2019.

2. The Company has adopted Indian Accounting Standards ('Ind AS') as notified under Section 133 of the Companies Act 2013 ('the Act') read with the Companies (Indian Accounting Standards) Rules 2015 from April 1, 2018. The effective date of transition to Ind AS is April 1, 2017 and the same has been carried out from the erstwhile Accounting Standards notified under the Act, read with relevant rules of Companies (Accounts) Rules 2014, guidelines issued by the Reserve Bank of India ('RBI') and other generally accepted accounting principles in India (collectively referred to as 'the Previous GAAP').

The impact of above transition has been recorded in the opening reserves as at April 1, 2017 and the corresponding figures pertaining to comparative previous period as presented in these financial results have been restated / reclassified in order to conform to current period presentation. Provision created on loan assets in earlier periods towards non-performing assets and standards assets which is in excess of the amount currently determined on application of expected credit loss method as per Ind AS 109 ('Financial Instruments') has been retained in the books of accounts, as a matter of prudence and carried under 'Provisions' in Balance Sheet.

These financial results may require further adjustments, if any, necessitated by guidelines/ clarifications/ directions issued in the future by RBI, Ministry of Corporate Affairs or other regulators, which will be implemented as and when the same are issued/ made applicable.

The financial statements have been presented in accordance with format prescribed for Non Banking Finance Companies under the Companies (Indian Accounting Standards) Rules, 2015 in Division III of Schedule III as per Notification No G.S.R. 1022(E) dated 11.10.2018, issued by Ministry of Corporate Affairs, Government of India.

For MUTHOOT FINANCE LIMITED



[Signature]
Managing Director



3. Reconciliation of Net Profit reported under Previous GAAP and Ind AS for the quarter and year ended March 31, 2018 (as per requirements of Para 32 of Ind AS 101) is as under:

Particulars	Standalone		Consolidated
	Quarter ended March 31, 2018	Year ended March 31, 2018	Year ended March 31, 2018
	(Rs in Millions)	(Rs in Millions)	(Rs in Millions)
	(Audited)	(Audited)	(Audited)
Net Profit after tax reported under Previous GAAP	4,513.87	17,202.66	17,986.90
Adjustments increasing / (decreasing) net profit after tax as reported in the previous GAAP:			
Impact on application of Expected Credit Loss method for loan loss provisions and related adjustments as per Ind AS 109	951.26	897.84	896.54
Amortisation of net income under Effective Interest Rate method for financial assets	(6.51)	(57.71)	(189.82)
Amortisation of expenses under Effective Interest Rate method for financial liabilities	(39.96)	85.29	56.41
Net gain on fair valuation of Investments	0.29	0.28	0.28
Reversal of derivative liability recognised on transition	-	59.07	59.07
Reclassification of Actuarial Gain/Loss to Other Comprehensive Income	(15.91)	(63.62)	(60.92)
Fair Valuation of Employee Stock Options	(18.99)	(44.99)	(44.99)
Others	-	-	(18.17)
Tax adjustments on above items	(301.14)	(303.22)	(247.78)
Net Profit after tax as under Ind AS	5,082.91	17,775.60	18,437.52
Other Comprehensive Income (Net of tax)	29.82	61.02	50.36
Total Comprehensive Income(after tax) as reported under Ind AS	5,112.73	17,836.62	18,487.88



For MUTHOOT FINANCE LIMITED

Managing Director

4. As required by Paragraph 32 of Ind AS 101, equity reconciliation between the figures reported under previous GAAP and Ind AS as under:

Particulars	Standalone	Consolidated
	As at March 31, 2018 (Rs in Millions)	As at March 31, 2018 (Rs in Millions)
	(Audited)	(Audited)
Equity as reported under previous GAAP*	77,604.10	79,484.36
Impact on application of Expected Credit Loss method for loan loss provisions and related adjustments as per Ind AS 109	515.51	539.00
Impact of Amortisation of net income under Effective Interest Rate method for financial assets	(158.44)	(355.29)
Amortisation of expenses under Effective Interest Rate method for financial liabilities	318.83	333.28
Net gain on fair valuation of Investments	115.93	115.95
Reclassification of Goodwill into equity	-	(270.79)
Reclassification of Preference Share Capital of subsidiary under liability	-	(310.00)
Others	-	(14.48)
Tax adjustments on above items	(275.72)	(223.15)
Equity as per Ind AS*	78,120.21	79,298.88

*including non-controlling interest

5. The group operates mainly in the business of financing and accordingly there are no separate reportable operating segments as per Ind AS 108 - Operating Segments.
6. During the quarter ended March 31, 2019, the company has allotted 78,035 shares under the 'Muthoot ESOP 2013 Scheme'. The company has not granted any options during the quarter.
7. The Company has maintained requisite full asset cover by way of mortgage of immovable property and paripassu floating charge on current assets, book debts and loans & advances of the Company on its Secured Listed Non- Convertible Debentures aggregating to Rs. 74,631.92 Million as at March 31, 2019.
8. During the quarter ended March 31, 2019, the company subscribed to 51,000,000 equity shares of Rs 10/- each per share of its newly incorporated wholly- owned subsidiary, Muthoot Asset Management Private Limited for a total consideration of Rs. 510.00 Million.
9. During the quarter ended March 31, 2019, the company subscribed to 100,000 equity shares of Rs 10/- each per share of its newly incorporated wholly- owned subsidiary, Muthoot Trustee Private Limited for a total consideration of Rs. 1.00 Million.
10. During the quarter ended March 31, 2019, the company subscribed to 25,113,179 equity shares of LKR 10/- each of its subsidiary, Asia Asset Finance PLC for a total consideration of Rs. 100.45 Millions taking its shareholding to 69.17%.



For MUTHOOT FINANCE LIMITED

Managing Director

11. The Board has declared an interim dividend of Rs. 12 per share for the year ended March 31, 2019 on April 05, 2019.

12. The consolidated results of the Group includes financial results of subsidiaries namely Asia Asset Finance PLC, Muthoot Homefin (India) Limited, Belstar Investment and Finance Private Limited, Muthoot Insurance Brokers Private Limited, Muthoot Asset Management Private Limited, Muthoot Trustee Private Limited and Muthoot Money Private Limited.

13. The information pursuant to regulation 52(4) and 52(6) of SEBI (Listing Obligations and Disclosure Requirements) Regulations, 2015 are given in Annexure A.


14. * The figures for the quarter ended March 31, 2019 and March 31, 2018 are the balancing figures between audited figures in respect of the full financial year and the published year to date figures up to nine months of relevant financial year.

15. Previous period figures have been regrouped / reclassified wherever necessary to conform to current period presentation.

For and on behalf of the Board of Directors

Kochi
May 13, 2019




George Alexander Muthoot
Managing Director
DIN - : 00016787



For MUTHOOT FINANCE LIMITED

Managing Director



Annexure-A

Additional disclosures required by the SEBI (Listing Obligations and Disclosure Requirements) Regulations, 2015

(a) Credit rating and change in credit rating (if any):-

Sl. No	Particulars	As at 31 st March, 2019	As at 31 st March, 2018
1	Commercial paper	CRISIL A1+, ICRA A1+	CRISIL A1+, ICRA A1+
2	Bank Loans-Working Capital Demand Loans	ICRA A1+	ICRA A1+
3	Bank Loans-Cash Credit	ICRA AA(Stable)	ICRA AA(Stable)
4	Bank Term Loans	ICRA AA(Stable)	ICRA AA(Stable)
5	Non-Convertible Debentures-Long term	CRISIL AA(Stable), ICRA AA(Stable)	CRISIL AA(Stable), ICRA AA(Stable)
6	Subordinated Debt	CRISIL AA (Stable), ICRA AA (Stable)	CRISIL AA (Stable), ICRA AA (Stable)

(b) Debt-Equity Ratio (Standalone):

	As at 31 st March, 2019	As at 31 st March, 2018
Debt-Equity Ratio	2.74	2.71



(c) Previous due date for the payment of interest/ dividend for non-convertible redeemable preference shares/ repayment of principal of non-convertible preference shares /non-convertible debt securities for the period and whether the same has been paid or not:

The Company has not issued any preference shares.



Previous due dates for payment of interest and repayment of principal of non-convertible debt securities for the half year ended 31.03.2019 are as under:

Sl. No.	Series	Type	Previous Due date for payment
		(Principal/ Interest)	
1	INE414G07241	Interest	November 1, 2018
		Principal	November 1, 2018
2	INE414G07373	Interest	December 4, 2018
		Principal	December 4, 2018
3	INE414G07407	Interest	December 4, 2018
		Principal	December 4, 2018
4	INE414G07449	Interest	December 4, 2018
		Principal	December 4, 2018
5	INE414G07472	Interest	February 4, 2019
		Principal	February 4, 2019
6	INE414G07506	Interest	February 4, 2019
		Principal	February 4, 2019
7	INE414G07548	Interest	February 4, 2019
		Principal	February 4, 2019
8	INE414G07571	Interest	March 1, 2019
9	INE414G07670	Interest	March 1, 2019
10	INE414G07779	Interest	March 1, 2019
11	INE414G07878	Interest	March 1, 2019
12	INE414G07902	Interest	December 29, 2018
13	INE414G07977	Interest	March 1, 2019
14	INE414G07AG6	Interest	October 12, 2018
		Principal	October 12, 2018
15	INE414G07AH4	Interest	March 1, 2019
16	INE414G07AJ0	Interest	October 12, 2018
		Principal	October 12, 2018
17	INE414G07AK8	Interest	October 15, 2018
18	INE414G07AN2	Interest	October 12, 2018
		Principal	October 12, 2018
19	INE414G07AR3	Interest	January 19, 2019
		Principal	January 19, 2019
20	INE414G07AS1	Interest	March 1, 2019
21	INE414G07AU7	Interest	January 19, 2019
		Principal	January 19, 2019
22	INE414G07AV5	Interest	January 21, 2019
23	INE414G07AY9	Interest	January 19, 2019
		Principal	January 19, 2019
24	INE414G07BB5	Interest	March 1, 2019
25	INE414G07BC3	Interest	March 1, 2019



		Interest	January 30, 2019
26	INE414G07BO8	Principal	January 30, 2019
27	INE414G07BP5	Interest	March 1, 2019
28	INE414G07BQ3	Interest	March 1, 2019
		Interest	January 30, 2019
29	INE414G07BR1	Principal	January 30, 2019
30	INE414G07BS9	Interest	January 30, 2019
31	INE414G07BT7	Interest	January 30, 2019
		Interest	January 30, 2019
32	INE414G07BW1	Principal	January 30, 2019
33	INE414G07BY7	Interest	March 1, 2019
34	INE414G07BZ4	Interest	March 1, 2019
35	INE414G07CA5	Interest	March 1, 2019
		Interest	October 24, 2018
36	INE414G07CF4	Principal	October 24, 2018
37	INE414G07CI8	Interest	March 1, 2019
38	INE414G07CJ6	Interest	March 1, 2019
39	INE414G07CK4	Interest	March 1, 2019
40	INE414G09015	Interest	March 26, 2019
41	INE414G07CU3	Interest	March 1, 2019
42	INE414G07CW9	Interest	March 1, 2019


The principal and/or interest amounts on the above non-convertible debt securities were paid on due date as per terms of issue of respective prospectus.

- (d) Next due date for the payment of interest/ dividend of non-convertible preference shares/non-convertible debt securities/ principal along with the amount of interest/ dividend of non-convertible preference shares/ non-convertible debt securities payable and the redemption amount;

The Company has not issued any preference shares.

The next due dates for payment of interest and principal of non-convertible debt securities for the period April 01, 2019 to September 30, 2019 are as under:



SI No.	Series	Type(Interest/ Principal)	Amount(Rs.in Millions)	Next due date for payment
1	INE414G08215	Interest	209.74	September 25, 2019
		Principal	209.74	September 25, 2019
2	INE414G07571	Interest	0.07	April 2, 2019
		Principal	6.86	April 2, 2019
3	INE414G07605	Interest	0.40	April 2, 2019
		Principal	3.47	April 2, 2019
4	INE414G07647	Interest	1.94	April 2, 2019
		Principal	2.68	April 2, 2019



5	INE414G07670	Interest	0.27	Apr-19 & Jun-19(1st of each Month)
		Interest	0.26	May-19 & Jul-19(1st of each Month)
		Interest	0.03	July 4, 2019
6	INE414G07704	Principal	28.77	July 4, 2019
		Interest	3.70	July 4, 2019
7	INE414G07746	Principal	32.20	July 4, 2019
		Interest	13.48	July 4, 2019
8	INE414G07779	Principal	18.64	July 4, 2019
		Interest	0.28	Apr-19, Jun-19, Aug-19 & Sep-19 (1st of each Month)
		Interest	0.27	May-19 & Jul-19(1st of each Month)
		Interest	0.23	September 26, 2019
9	INE414G07803	Principal	30.00	September 26, 2019
		Interest	1.93	September 26, 2019
10	INE414G07845	Principal	17.19	September 26, 2019
		Interest	10.97	September 26, 2019
11	INE414G07878	Principal	15.57	September 26, 2019
		Interest	0.25	Apr-19, Jun-19, Aug-19 & Sep-19 (1st of each Month)
12	INE414G07977	Interest	0.24	May-19 & Jul-19(1st of each Month)
		Interest	0.20	Apr-19, Jun-19, Aug-19 & Sep-19 (1st of each Month)
13	INE414G07AA9	Interest	0.20	May-19 & Jul-19(1st of each Month)
14	INE414G07AH4	Interest	2.50	April 23, 2019
		Interest	0.09	Apr-19, Jun-19, Aug-19 & Sep-19 (1st of each Month)
15	INE414G07AS1	Interest	0.09	May-19 & Jul-19(1st of each Month)
		Interest	0.11	Apr-19, Jun-19, Aug-19 & Sep-19 (1st of each Month)
16	INE414G07BB5	Interest	0.10	May-19 & Jul-19(1st of each Month)
		Interest	11.45	April 1, 2019
		Interest	11.08	May 1, 2019
		Interest	4.06	May 12, 2019
		Principal	1,418.53	May 12, 2019



		Interest	0.13	Apr-19, Jun-19, Aug-19 & Sep-19 (1st of each Month)
17	INE414G07BC3	Interest	0.13	May-19 & Jul-19(1st of each Month)
18	INE414G07BE9	Interest	97.48	May 12, 2019
		Principal	999.76	May 12, 2019
19	INE414G07BF6	Interest	1.17	May 12, 2019
20	INE414G07BJ8	Interest	189.04	May 12, 2019
		Principal	604.10	May 12, 2019
		Interest	2.02	Apr-19, Jun-19, Aug-19 & Sep-19 (1st of each Month)
21	INE414G07BP5	Interest	1.96	May-19 & Jul-19(1st of each Month)
		Interest	3.17	April 1, 2019
		Interest	2.35	April 24, 2019
22	INE414G07BY7	Principal	452.83	April 24, 2019
		Interest	4.96	Apr-19, Jun-19, Aug-19 & Sep-19 (1st of each Month)
23	INE414G07BZ4	Interest	4.80	May-19 & Jul-19(1st of each Month)
		Interest	4.55	Apr-19, Jun-19, Aug-19 & Sep-19 (1st of each Month)
24	INE414G07CA5	Interest	4.40	May-19 & Jul-19(1st of each Month)
		Interest	63.11	April 24, 2019
25	INE414G07CB3	Principal	742.51	April 24, 2019
26	INE414G07CC1	Interest	1,242.87	April 24, 2019
27	INE414G07CD9	Interest	171.50	April 24, 2019
		Interest	26.63	April 24, 2019
28	INE414G07CG2	Principal	155.02	April 24, 2019
		Interest	0.84	Apr-19, Jun-19, Aug-19 & Sep-19 (1st of each Month)
29	INE414G07CI8	Interest	0.81	May-19 & Jul-19(1st of each Month)
		Interest	1.96	Apr-19, Jun-19, Aug-19 & Sep-19 (1st of each Month)
30	INE414G07CJ6	Interest	1.89	May-19 & Jul-19(1st of each Month)
		Interest	4.20	Apr-19, Jun-19, Aug-19 & Sep-19 (1st of each Month)
31	INE414G07CK4	Interest	4.06	May-19 & Jul-19(1st of each Month)
32	INE414G07CL2	Interest	60.87	April 19, 2019
33	INE414G07CM0	Interest	1,629.65	April 19, 2019



34	INE414G07CN8	Interest	649.67	April 19,2019
		Interest	12.72	May 24, 2019
35	INE414G07CO6	Principal	144.11	May 24, 2019
		Interest	4.27	May 1, 2019
		Interest	3.15	Jun-19, Aug-19 & Sep-19 (1st of each Month)
36	INE414G07DB1	Interest	3.05	July 1, 2019
		Interest	8.69	May 1, 2019
		Interest	6.41	Jun-19, Aug-19 & Sep-19 (1st of each Month)
37	INE414G07DC9	Interest	6.20	July 1, 2019
		Interest	12.41	May 1, 2019
		Interest	9.16	Jun-19, Aug-19 & Sep-19 (1st of each Month)
38	INE414G07DD7	Interest	8.87	July 1, 2019
39	INE414G07CS7	Interest	170.63	July 26, 2019
40	INE414G07CT5	Interest	240.00	August 13, 2019
		Interest	0.94	Apr-19, Jun-19, Aug-19 & Sep-19 (1st of each Month)
41	INE414G07CU3	Interest	0.91	May-19 & Jul-19(1st of each Month)
		Interest	7.26	Apr-19, Jun-19, Aug-19 & Sep-19 (1st of each Month)
42	INE414G07CW9	Interest	7.03	May-19 & Jul-19(1st of each Month)

The principal and/or interest amounts on the above non-convertible debt securities will be paid on due date(s) as per terms of issue of respective prospectus.

(e) (i) Capital Redemption Reserve as at 31st March, 2019: NIL

(ii) Debenture Redemption Reserve (Standalone):

INR (Rs. in Millions)		31 st March, 2019	31 st March, 2018
Debenture Redemption Reserve		35,123.97	25,347.81



(f) Net Worth (Standalone):

INR (Rs. in Millions)	31st March, 2019	31st March, 2018
Net Worth	97,927.19	78,120.21

(g) Net Profit after tax (Standalone):

INR (Rs. in Millions)	FY 2019	FY 2018
Net Profit after tax	19,721.42	17,775.60

(h) Earnings Per Share (Standalone):

INR (Rs.)	FY 2019	FY 2018
Basic	49.27	44.48
Diluted	49.18	44.33

