

January 24, 2024

To,
BSE Limited
1st Floor, New Trading Ring,
Rotunda Building,
Phiroze Jeejeebhoy Towers,
Dalal Street, Mumbai.
Scrip Code - 513269

To,
National Stock Exchange of India Ltd
Exchange Plaza, 5th Floor,
Plot No. C/1, G Block,
Bandra-Kurla Complex,
Bandra (E), Mumbai 400 051.
Scrip ID – MANINDS

Sub : Announcement under Regulation 30 SEBI (Listing Obligations and Disclosure Requirements) Regulations, 2015.

Re : Earning Presentation for Q3-FY23-24.

Dear Sir/Madam,

Pursuant to Regulation 30 of the SEBI (Listing Obligations and Disclosure Requirements) Regulations, 2015, please find enclosed herewith the Earning Presentation of the Company for the quarter ended December 31, 2023.

This is for your kind information and record.

Thanking you,

Yours faithfully,
For **Man Industries (India) Limited**


Rahul Rawat
Company Secretary

Encl: As above



Earnings Presentation

Q3/9M-FY24




Among leading manufacturer of large diameter pipes with 3 Decades of presence in Pipe Industry




3 state of art manufacturing facility with 6 production lines Strategically located units to cater export market



1.15 Million+ MTPA Total installed capacity




35+ Years rich history of distributing dividend to stakeholders



API grade LSAW, HSAW, ERW, Coating products used across O&G and water sector, Hydro-Carbon & CGD Sector



17,000+ KM pipes supplied since inception



Approved Vendor for domestic & international oil & gas majors.



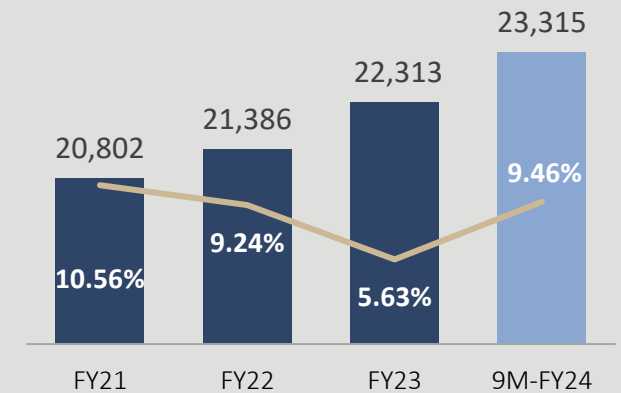
Strong Global Marketing with critical and complex projects executed Worldwide



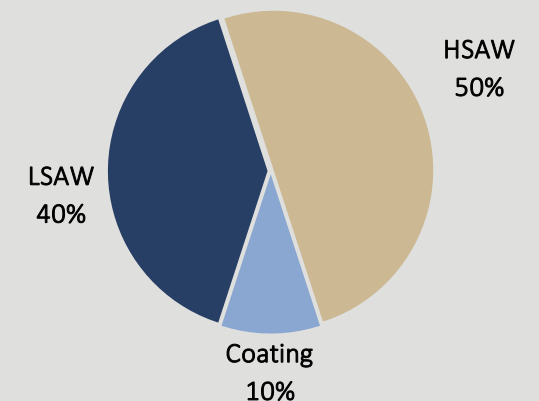
Less leveraged

- Man Industries (India) Ltd. (MAN), was incorporated in 1988 and is the flagship company of the Man Group promoted by the Mansukhani family and is listed on National Stock Exchange (NSE) & Bombay Stock Exchange (BSE).
- Today, the company is one of the largest manufacturer and exporter of large diameter carbon steel line pipes (LSAW, HSAW and ERW) which are used for various high pressure transmission applications for oil & gas industry, petrochemicals, water, dredging & fertilizers, hydro-carbon and CGD Sector.
- The company has three state-of-the-art manufacturing facilities with 2 facility located in Anjar, Gujarat having 2 LSAW line Pipe units & 2 HSAW Line Pipe units, 1 ERW unit and also for various types of Anti-Corrosion Coating Systems and 1 facility in Pithampur, Madhya Pradesh, having a total installed capacity of over 1.15 Mn+ MTPA.
- The company has a strong global reach and has supplied to marquee domestic and international clients such as GAIL, IOCL, HPCL, BPCL, ONGC, Reliance, Adani, SHELL, Kinder Morgan, Kuwait Oil Company, Hyundai Engineering & Construction Ltd., and many more.
- MAN is also undertaking capex to further widen its product offerings by entering manufacturing of Stainless Steel pipes.

Operational Revenue (INR Mn) & EBITDA Margins (%)



Consolidated Segmental Revenue-FY23 (%)



Domestic Clients



International Clients



- Man Industries (India) Ltd. has three plants: two plant in Anjar, Kutch District of Gujarat and other in Pithampur, Madhya Pradesh spread over a total of 180 acres.
- The combined manufacturing capacity of all plants is 1.15 Mn TPA of LSAW, HSAW and ERW Pipes with strong control quality.
- The state-of-the-art facilities are ISO 9001:2015, ISO 14001:2015 & ISO 45001:2018 Certified and equipped with well-crafted manufacturing process leading to high quality production and ability to match diverse customer specifications with multiple stages of stringent selection and approval procedures certified by various customers on quality assurance.

Anjar Plant, Gujarat



- Easy and fast access to Kandla & Mudra port to cater to global market
- Close proximity to rail and national highway

Pithampur Plant, M.P



- Close to national highway, thus saving logistic cost
- Strategically located to cater to domestic market

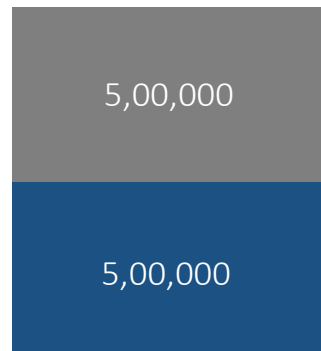
Current Capacity

- Working towards optimum utilization of current capacity, Identification of area of improvement in current setup and upgrade the existing setup by undertaking capex to further streamline production.
- Debottlenecking to enhance production and improve margins and focus will be on higher ticket size projects for better utilization and reduced wastage.

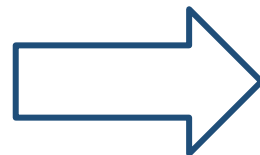
Projected Capacity

- Further diversification into Seamless Stainless Steel Pipe to serve the Chemical, Oil & Gas, Fertilizers industry.
- The expansion is to be installed at existing facility at Anjar, Gujarat.

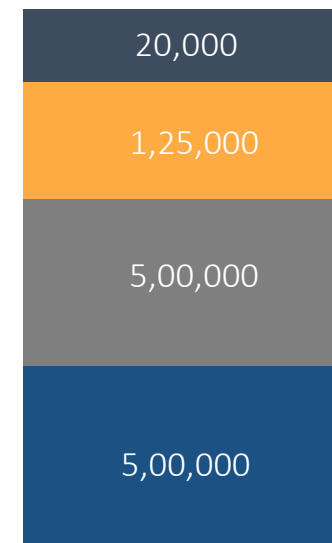
Current Capacity



2020-21



Projected Capacity



2023-24



HSAW



LSAW

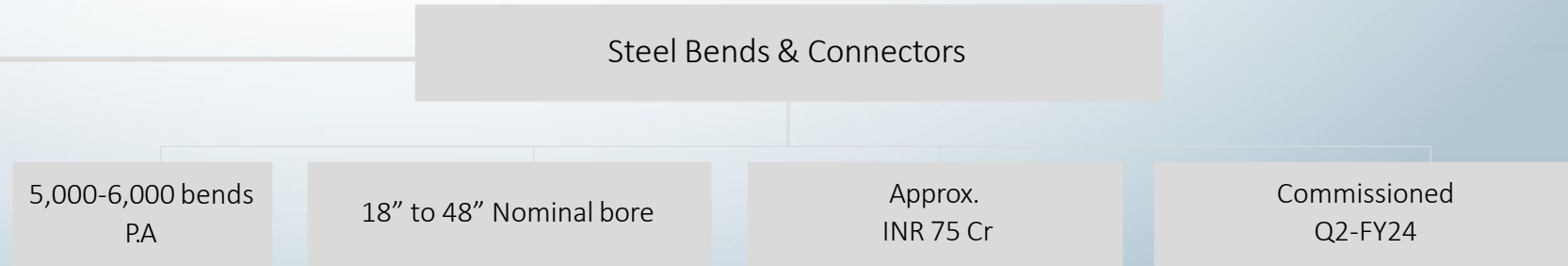

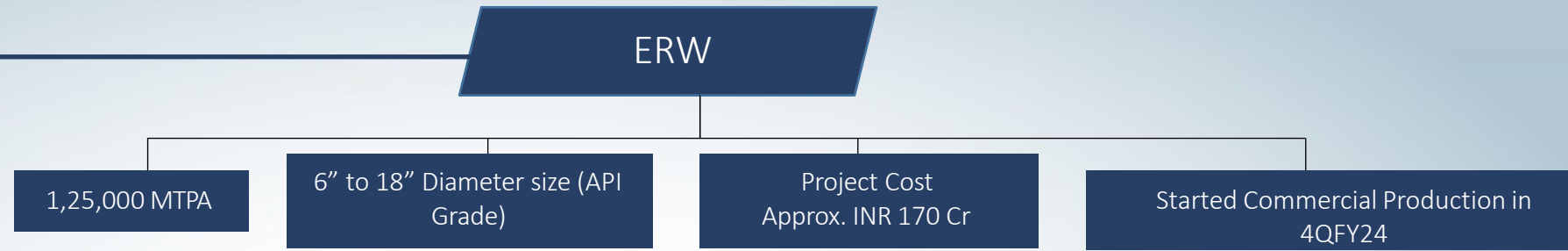


Stainless Steel



ERW

Location - Anjar, Gujarat and Pithampur, MP





Financial Highlights

Q3-FY24 Consolidated Financial Performance

INR 8,474 Mn Total Income	INR 791 Mn EBITDA
9.49 % EBITDA Margin	INR 306 Mn Net Profit
3.67 % PAT Margin	4.89 Diluted EPS

9M-FY24 Consolidated Financial Performance

INR 23,692 Mn Total Income	INR 2,205 Mn EBITDA
9.46 % EBITDA Margin	INR 810 Mn Net Profit
3.47 % PAT Margin	INR 17.87 Diluted EPS

- MAN Industries (India) Ltd. reported a Standalone Total Revenue of Rs. 8,302 Mn in Q3FY24. EBITDA and PAT for 3QFY24 stood at Rs. 852 Mn and Rs. 371 Mn respectively.
- The current unexecuted order book is approximately Rs. 13,000 Mn, to be executed within the next 6 months.
- The company enjoys a robust financial position with a debt/equity ratio of -0.1x and a Net Cash position.
- The ERW mill has commenced commercial production and sales in 4QFY24.
- Man Industries recently set a benchmark in the industry for successful testing of hydrogen transportation pipe and validated by one of the prestigious international testing agencies. This puts us in the position to take the first mover advantage and secure significant order book in the future.
- Additional order of Rs. 4,000 Mn announced recently, to be concluded in the next 6 months.
- The board has decided to raise funds up to Rs. 2500 Mn to support strategic initiatives and expansion plans, subject to regulatory approvals.

Quarterly Consolidated Financial Performance

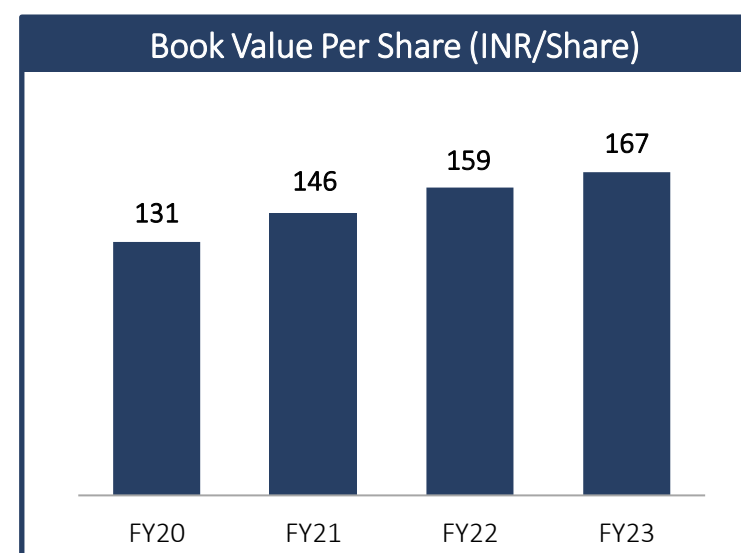
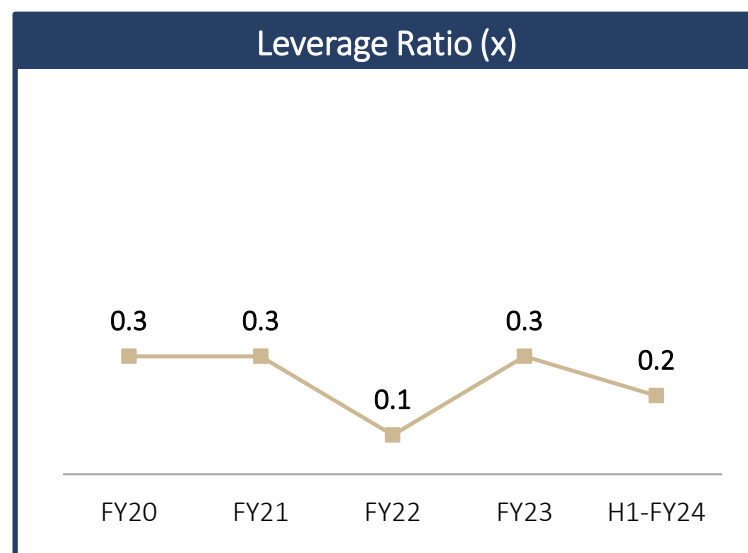
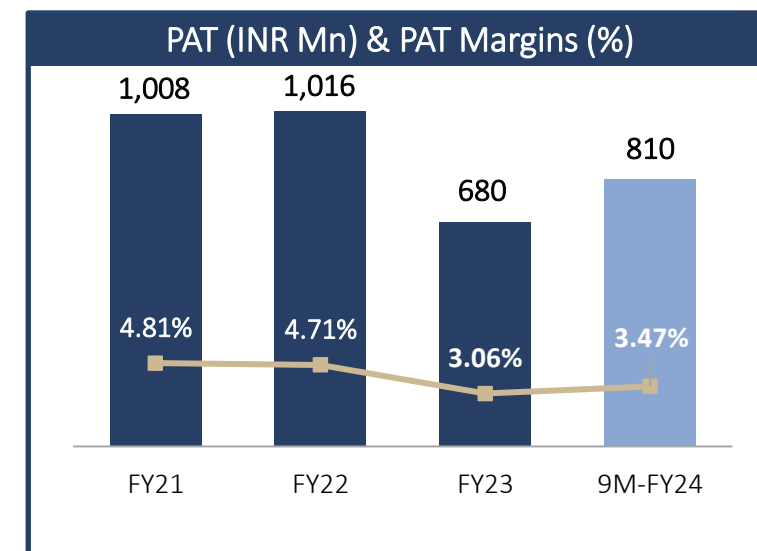
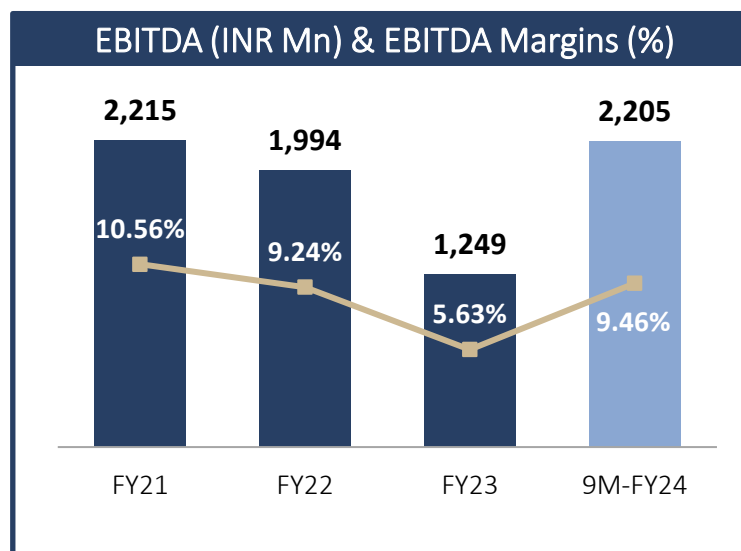
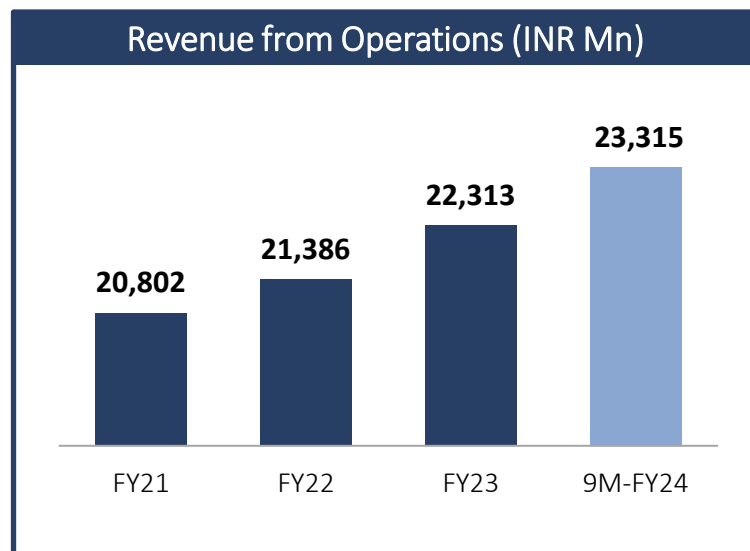
Particulars (INR Mn)	Q3-FY24	Q3-FY23	Y-o-Y	Q2-FY24	Q-o-Q
Revenue from Operations	8,330	6,581	26.6%	10,180	(18.2)%
Other Operational Income*	144	137	4.7%	190	(24.5)%
Total Operational Income	8,474	6,718	26.1%	10,370	(18.3)%
Total expenses	7,683	5,993	28.2%	9,483	(19.0)%
EBITDA	791	725	9.1%	887	(10.9)%
EBITDA Margins (%)	9.49%	11.02%	(153)Bps	8.55%	94 Bps
Depreciation and amortization	155	111	67.9%	149	36.4%
Finance costs	203	121	39.9%	219	(29.1)%
Other Income	-	-	NA	22	NA
PBT	432	493	(12.3)%	541	(16.7)%
Tax	126	121	4.3%	151	(16.4)%
PAT	306	372	(17.7)%	390	(21.5)%
PAT Margins (%)	3.67%	5.65%	(198)Bps	3.76%	(9)Bps
Other Comprehensive Income	4	13	(70.8)%	11	(65.5)%
Total Comprehensive Income	310	385	(19.5)%	401	(22.7)%
Diluted EPS	4.89	6.20	(21.1)%	6.68	(26.8)%

* Foreign Exchange Gain/Loss from business operations

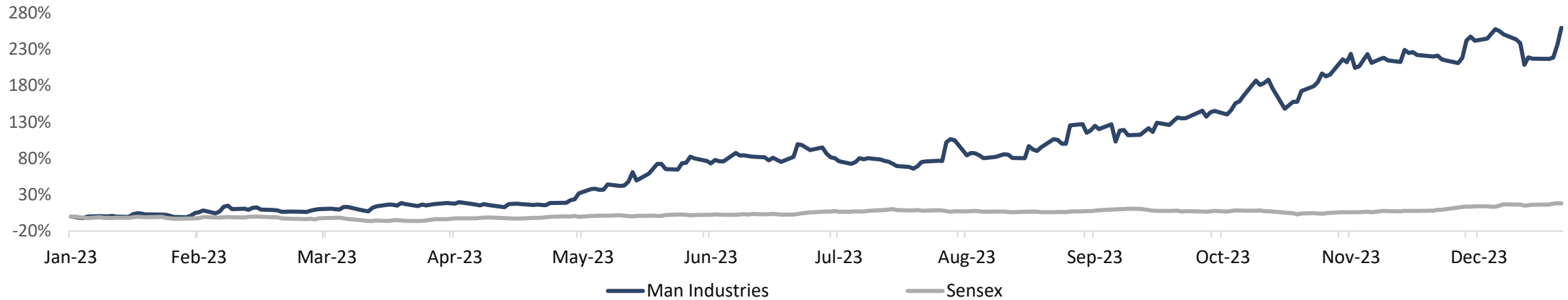
9M-FY24 Consolidated Financial Performance

Particulars (INR Mn)	9M-FY24	9M-FY23	Y-o-Y
Revenue from Operations	23,315	16,337	42.7%
Other Operational Income*	377	281	34.2%
Total Income	23,692	16,618	42.6%
Total expenses	21,487	15,373	39.8%
EBITDA	2,205	1,245	77.1%
EBITDA Margins (%)	9.46%	7.62%	184 Bps
Depreciation and amortization	456	340	34.2%
Finance costs	630	305	106.7%
Other Income	-	-	NA
PBT	1,119	600	86.4%
Tax	309	180	71.4%
PAT	810	420	92.9%
PAT Margins (%)	3.47%	2.57%	90 Bps
Other Comprehensive Income	11	52	107.7%
Total Comprehensive Income	821	472	73.9%
Diluted EPS	17.87	6.99	155.7%

* Foreign Exchange Gain/Loss from business operations



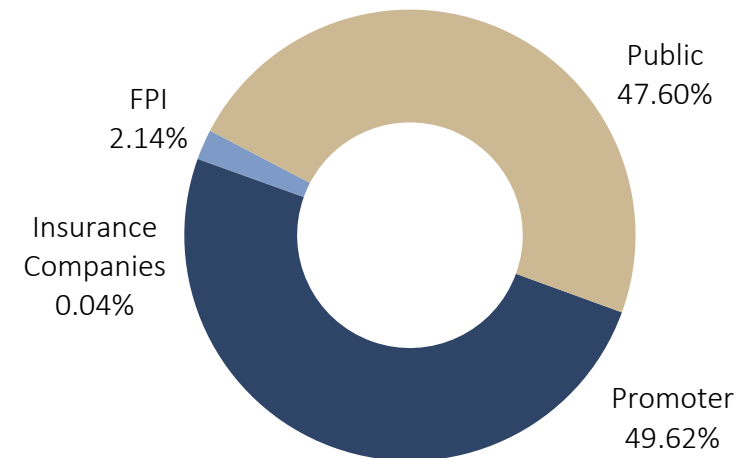
1 Year Stock Performance (up to 31st December, 2023)



Market Data (As on 31st December, 2023)

Shareholder	% Shareholding
Face Value	5.0
CMP	285.2
52 Week H/L	289.15 / 77.2
Market Capitalization (Mn)	17,141.39
Shares O/S (Mn)	60.10

Shareholding Pattern (As on 31st December, 2023)



Man Industries Ltd. Disclaimer:

No representation or warranty, express or implied, is made as to, and no reliance should be placed on, the fairness, accuracy, completeness or correctness of the information or opinions contained in this presentation. Such information and opinions are in all events not current after the date of this presentation. Certain statements made in this presentation may not be based on historical information or facts and may forward-looking statements" based on the currently held beliefs and assumptions of the management of MAN Industries Ltd. (MAN), which are expressed in good faith and in their opinion reasonable, including those relating to the Company's general business plans and strategy, its future financial condition and growth prospects and future developments in its industry and its competitive and regulatory environment.

Forward-looking statements involve known and unknown risks, uncertainties, and other factors, which may cause the actual results, financial condition, performance or achievements of the Company or industry results to differ materially from the results, financial condition, performance, or achievements expressed or implied by such forward-looking statements, including future changes or developments in the Company's business, its competitive environment and political, economic, legal and social conditions. Further, past performance is not necessarily indicative of future results. Given these risks, uncertainties, and other factors, viewers of this presentation are cautioned not to place undue reliance on these forward-looking statements. The Company disclaims any obligation to update these forward-looking statements to reflect future events or developments.

This presentation is for general information purposes only, without regard to any specific objectives, financial situations or informational needs of any particular person. This presentation does not constitute an offer or invitation to purchase or subscribe for any securities in any jurisdiction, including the United States. No part of it should form the basis of or be relied upon in connection with any investment decision or any contract or commitment to purchase or subscribe for any securities. None of our securities may be offered or sold in the United States, without registration under the U.S. Securities Act of 1933, as amended, or pursuant to an exemption from registration there from.

This presentation is confidential and may not be copied or disseminated, in whole or in part, and in any manner.

Valorem Advisors Disclaimer:

Valorem Advisors is an Independent Investor Relations Management Service company. This Presentation has been prepared by Valorem Advisors based on information and data which the Company considers reliable, but Valorem Advisors and the Company makes no representation or warranty, express or implied, whatsoever, and no reliance shall be placed on, the truth, accuracy, completeness, fairness and reasonableness of the contents of this Presentation. This Presentation may not be all-inclusive and may not contain all of the information that you may consider material. Any liability in respect of the contents of, or any omission from, this Presentation is expressly excluded. Valorem Advisors also hereby certifies that the directors or employees of Valorem Advisors do not own any stock in the personal or company capacity of the Company under review.

For further information please contact our Investor Relations Representatives:



Valorem Advisors
Mr. Anuj Sonpal, CEO
Tel: +91-22-49039500
Email: man@valoremadvisors.com



THANK YOU

