



BITS Limited

CIN: L72200DL1992PLC241971

Regd.Off.: 711, 7th Floor, New Delhi House 27, Barakhamba Road,
Connaught Place, New Delhi-110001 • Tel.:011-4365 6567
• E-mail: bitsltd@gmail.com • Website: www.bits.net.in

To,
The Manager (Listing)
BSE Limited
Phiroze Jee Jeebhoy Towers,
Dalal Street, Mumbai- 400001

Date: - 07th November, 2023

SUBJECT: - OUTCOME OF BOARD MEETING HELD ON 07TH NOVEMBER, 2023

Dear Sir/ Ma'am,

The Board of Directors at its meeting held today i.e. 07th November, 2023, have considered and approved the following agenda items:

- A) The **Un-Audited Standalone & Consolidated Financial Results** for the Quarter and Half Year Ended 30th September ,2023;
- B) Any other items as mentioned in the agenda.

In pursuance of Regulation 33 of SEBI (Listing Obligations and Disclosure Requirements) Regulations, 2015, we enclose the following:

1. A copy of duly signed Un-Audited Standalone & Consolidated Financial Results along with Limited Review Report for the Quarter and Half Year Ended 30th September ,2023, is attached as **Annexure A**.

The Meeting of Board of the Directors commenced at 02:00 P.M. and concluded at 03:00 P.M.

Kindly take the above information on your records and oblige.

Thanking You,

Your's Faithfully,

For BITS Limited

Omprakash Ramashankar Pathak
Managing Director
DIN - 01428320

STANDALONE UNAUDITED FINANCIAL RESULTS FOR THE QUARTER AND HALF YEAR ENDED 30TH SEPT, 2023 (Rs. in Lakh)							
Sr. No	Particulars	Quarter Ended			Half Year Ended		Year Ended
		(30.09.2023)	(30.06.2023)	(30.09.2022)	(30.09.2023)	(30.09.2022)	(31.03.2023)
		Unaudited	Unaudited	Unaudited	Unaudited	Unaudited	Audited
i	Revenue from Operation	21.06	21.06	19.13	42.12	38.93	80.14
ii	Other Income	12.47	0.32	17.80	12.79	27.26	28.45
iii	Total Income (i+ii)	33.53	21.38	36.93	54.91	66.19	108.59
iv	Expenses						
	Purchase of Stock in Trade	-	-	-	-	-	-
	Employee benefit expenses	6.57	6.38	8.47	12.95	16.74	30.53
	Finance Cost	-	-	-	-	-	-
	Depreciation and Amortisation Expenses	1.42	1.41	1.56	2.83	3.11	4.76
	Other Expenditure	23.51	10.61	18.22	34.12	34.52	72.34
	Total Expenses	31.50	18.40	28.25	49.90	54.37	107.63
v	Profit/ (loss) before exceptional Item & Tax (iii-iv)	2.03	2.98	8.68	5.01	11.82	0.96
vi	Exceptional Items	-	-	-	-	-	-
vii	Profit before tax (v-vi)	2.03	2.98	8.68	5.01	11.82	0.96
viii	Tax expense						
	(a) Current tax	-	-	(0.92)	-	-	-
	(b) Deferred tax	-	-	-	-	-	-
ix	Profit/ (loss) for the period (vii-viii)	2.03	2.98	9.60	5.01	11.82	0.96
x	Other Comprehensive Income						
	1 (a) Items that will not be reclassified to profit or (loss)	-	-	-	-	-	-
	(b) Income tax relating to items that will not be reclassified to profit or (loss)	-	-	-	-	-	-
	2 (a) Items that will be reclassified to profit or (loss)	-	-	-	-	-	-
	(b) Income tax relating to items that will be reclassified to profit or (loss)	-	-	-	-	-	-
	Total	-	-	-	-	-	-
xi	Total Comprehensive income for the period (ix+x)	2.03	2.98	9.60	5.01	11.82	0.96
xii	Paid up Equity share value Capital (Face Value Rs 2/-)	2,237.50	2,237.50	2,237.50	2,237.50	2,237.50	2,237.50
xiii	Earning per Equity Share of Rs. 2/- Each :						
	Basic EPS	0.0018	0.0027	0.0086	0.0045	0.0106	0.0009
	Diluted EPS	0.0018	0.0027	0.0086	0.0045	0.0106	0.0009
PART – II (Select Information for the Quarter Ended 30TH SEPT., 2020)							
A PARTICULARS OF SHAREHOLDING							
1 Public Shareholding							
	Number of Shares	39075814	39075814	39075814	39075814	39075814	39075814
	Percentage of shareholding	34.93%	34.93%	34.93%	34.93%	34.93%	34.93%
2 Promoter and promoter group shareholding							
	a) Pledged/Encumbered						
	b) Non-encumbered						
	Number of Shares	72799186	72799186	72799186	72799186	72799186	72799186
	Percentage of Shares (as total shareholding of promoter and promoter group)	100%	100%	100%	100%	100%	100%
	Percentage of shares (as a % of the total share capital of the company)	65.07%	65.07%	65.07%	65.07%	65.07%	65.07%
PARTICULARS							
B INVESTOR COMPLAINTS							
	Pending at the beginning of the quarter						Nil
	Receiving during the quarter						Nil
	Disposed of during the quarter						Nil
	Remaining unresolved at the end of the quarter						Nil
Note:							
1	The Above unaudited financial statements \ results for the Quarter and half year ended as on 30th September 2023, have been reviewed by audit committee and approved by the Board of Directors in meeting held on 07.11.2023.						
2	The previous year figures have been regrouped , re-classified and recasted wherever necessary.						
3	The Company operates in only one segment						
4	Statutory Auditors has carried out the limited review of the Financials for the above said period.						

By the order of the Board of Directors

BITS LIMITED

OMPRAKASH RAMASHANKAR PATHAK
(MANAGING DIRECTOR)
DIN-01428320

Place New Delhi
Date: 07 NOVEMBER, 2023

Statement of Assets and Liabilities as on 30.09.2023

(Rs. in Lakh)

S. NO.	PARTICULARS	As ON 30th Sep 2023	As ON 31st March 2023
A ASSETS			
1	Non - Current Assets		
(a)	Property, plant and equipment	268.24	185.24
(b)	Capital Work In Progress	-	-
(c)	Intangible assets	-	-
(d)	Intangible assets under development	-	-
(e)	Financial assets		
(i)	Investments	216.05	202.66
(ii)	Trade Receivable	304.55	322.36
(iii)	Loans	1,052.06	1,065.51
(f)	Income tax assets (net)	-	-
(g)	Other non-current assets	-	-
	Subtotal - Non-Current Assets	1,840.90	1,775.77
2	Current Asstes		
(a)	Inventories	-	-
(b)	Financial assets	-	-
(i)	Investments	-	-
(ii)	Trade Receivables	2.44	2.55
(iii)	Cash and cash equivalents	0.73	23.04
(iv)	Bank balances other that (iii) above	-	-
(v)	Loans	-	-
(vi)	Others	-	-
(c)	Other Tax Assets (Net)	9.26	6.15
(d)	Other Current Assets	3.49	3.38
	Total - Current Assets	15.92	35.12
	Total Assets	1,856.82	1,810.89
B EQUITY AND LIABILITIES			
1	Equity		
(a)	Equity Share Capital	2,237.50	2,237.50
(b)	Other Equity	(473.51)	(478.52)
	Total Equity	1,763.99	1,758.98
LIABILITIES			
2	Non - Current Liabilities		
(a)	Provisions	-	-
(b)	Defered Tax Liability (Net)	-	-
	Total - Non - Current Liabilities	-	-
3	Current Liabilities		
(a)	Financial liabilities	-	-
(i)	Trade Payables	-	-
(ii)	Other Current Liabilities	62.83	51.91
(b)	Other current liabilities	30.00	-
(c)	Provisions	-	-
	Total - Current Liabilities	92.83	51.91
	Total Equity & Liabilities	1,856.82	1,810.89

By the order of the Board of Directors
For BITS LIMITED



OMPRAKASH RAMASHANKAR PATHAK
(MANAGING DIRECTOR)
DIN-01428320

Place: New Delhi
Date: 07 NOVEMBER, 2023

BITS LIMITED
CIN - L72200DL1992PLC241971
Statement of Cash flows for 30.09.2023

Figures in Lakh

Particulars	Note	As on 30.09.2023	2022-23
A: CASH FLOW FROM OPERATING ACTIVITIES			
Profit before tax		5.01	0.96
Adjustments for:			
Add:			
Depreciation & ammortisation expenses		2.83	4.76
Finance costs		-	-
Loss on sale of investment		9.45	-
Provision for dimunetion in the value of investment		0.00	12
		17.29	18.17
Less:			
Dividend received		-	(0.47)
Profit on sale of Investments		-	-
Interest income from financial assets measured at ammortised costs		-	-
Gain on disposal of equity instruments measured at cost		-	(21.57)
Gain on disposal of property, plant & equipment		-	-
Provision return back		12.45	-
Operating profit before change in operating assets & liabilities		4.84	-3.87
Adjustments for:			
(Increase)/decrease in inventories		-	-
(Increase)/decrease in trade receivables		17.93	3.40
(Increase)/decrease in other financial assets		-	-
(Increase)/decrease in other assets		-	-
(Increase)/decrease in loans & advances		13.45	8.57
Increase/(decrease) in non-current loans		-	-
Increase/(decrease) in Current Liabilities		10.92	-
Increase/(decrease) in trade payables		-	-
Increase/(decrease) in other current assets		(3.22)	8.75
Increase/(decrease) in other current liabilities		-	(0.41)
Increase/(decrease) in current trade receivable		-	(0.11)
		39.08	20.21
Cash generated from operations			16
Less:			
Income tax paid(net of refund)		0	0.00
Net cash flow from operating activities	f	43.92	16.34
B: CASH FLOW FROM INVESTING ACTIVITIES			
Payment to acquire property,plant & equipments		(85.84)	-1.10
Proceeds from disposal of equity instruments measured at FVOCI		-	-
Sale of Investments		11.11	32
Purchase of Investments		(21.50)	(28.67)
Proceeds from redemption of Preference shares measured at FVPL		-	-
Sale of Fixed Assets		-	-
Repayments/(Disbursement) of loans given		-	-
Proceeds from disposal of property,plant & equipment		-	-
Interest received on financial assets measured at ammortised cost		-	-
Dividend received		-	-
CASH FLOW FROM INVESTING ACTIVITIES	g	-96.23	2.32
C: CASH FLOW FROM FINANCING ACTIVITIES			
Repayments of term loans/non-current borrowings		30.00	-
Disbursement/ (Repayments) of working capital loans/current borrowings		-	-
Total disbursement/(repayments) of working capital loans/current borrowings		-	0.00
Interest paid		-	0.46
Dividend on Equity shares(including dividend distribution tax		-	-
Purchase of equity instruments measured at cost		-	-
Proceeds from disposal of equity instruments measured at cost		-	-
CASH FLOW FROM FINANCING ACTIVITIES	h	30.00	0.46
Net increase/(decrease) in cash & cash equivalents	A+B+C	-22.31	19.12
Cash & cash equivalents at the beginning of the financial year		23.04	3.92
Cash & cash equivalents at the end of the financial year		0.73	23.04

By the order of the Board of Directors
For BITS LIMITED



OMPRAKASH RAMASHANKAR PATHAK
(MANAGING DIRECTOR)
DIN-01428320

Place: New Delhi
Date: 07 NOVEMBER, 2023



R C CHADDA & CO LLP
CHARTERED ACCOUNTANTS

LLP Identification No.: AAB-4836
(Registered with Limited Liability)

A-27, Vivek Vihar,
Phase-II, Delhi-110095
Mob. : 9810124112, 9971991971
Email: rccandco@gmail.com

LIMITED REVIEW REPORT ON THE STANDALONE UN-AUDITED FINANCIAL RESULTS OF BITS LIMITED FOR THE QUARTER AND HALF YEAR ENDED 30TH SEPTEMBER, 2023

To,
The Board of the Directors,
BITS LIMITED,
711, 7th Floor, New Delhi House,
27, Barakhamba Road, New Delhi – 110001

We have reviewed the accompanying statement of Standalone Un-Audited Financial Results of Bits Limited ('the Company') for the Quarter and Half Year Ended September 30, 2023 ('the Statement'), attached herewith, being submitted by the Company pursuant to requirements of Regulation 33 and 52 of SEBI (Listing Obligations and Disclosure Requirements) Regulations, 2015 (the 'Listing Regulations, 2015') as amended.


This statement is the responsibility of the Company's Management and has been approved by the Board of Directors of the Company. The preparation of the Statement is in accordance with the recognition and measurement principles laid down in the Indian Accounting Standards 34 ("Ind AS 34"), Interim Financial Reporting, prescribed under section 133 of the Companies Act, 2013 read with Rule 3 of Companies (Indian Accounting Standards) Rules, 2015, as amended, and is the responsibility of the Company's management and has been approved by the Board of Directors of the Company. Our responsibility is to issue a report on these financial statements based on our review.

We conducted our review in accordance with the Standard on Review Engagement (SRE) 2410, "Review of Interim Financial Information Performed by the Independent Auditor of the Entity" issued by the Institute of Chartered Accountants of India. This standard requires that we plan and perform the review to obtain moderate assurance as to whether the financial statements are free of material misstatement. A review is limited primarily to inquiries of company personnel and analytical procedures applied to financial data and thus provide less assurance than an audit conducted in accordance with Standards on Auditing and consequently does not enable us to obtain assurance that we would become aware of all significant matters that might be identified in an audit. We have not performed an audit and accordingly, we do not express an audit opinion.

Based on our review conducted as above, nothing has come to our attention that causes us to believe that the accompanying statement of Un-Audited Financial Results prepared in accordance with applicable Indian Accounting Standards ('Ind AS') prescribed under section 133 of the Companies Act, 2013 read with relevant rules issued there under and other recognized accounting practices and policies, has not disclosed the information required to be disclosed in terms of Regulation 33 and 52 of SEBI (Listing Obligations and Disclosure Requirements) Regulations, 2015, including the manner in which it is to be disclosed, or that it contains any material misstatement.

For R. C. Chadda & Co. LLP
Chartered Accountants
(FRN: 003151N)




Bhishm Madan
(Partner)


Membership No: - 524462

Date: 07th November, 2023
Place: - New Delhi
UDIN - 23524462BGQZES6568

BITS**COMPUTER
EDUCATION****BITS Limited**

CIN: L72200DL1992PLC241971

Regd.Off.: 711, 7th Floor, New Delhi House 27, Barakhamba Road,
Connaught Place, New Delhi-110001 • Tel.:011-4365 6567
• E-mail: bitsltd@gmail.com • Website: www.bits.net.in

CONSOLIDATED FINANCIAL RESULTS FOR THE QUARTER AND HALF YEAR ENDED 30TH SEPT, 2023 (Rs. in Lakh)							
Sr. No	Particulars	Quarter Ended			Half Year Ended		Year Ended
		(30.09.2023)	(30.06.2023)	(30.09.2022)	(30.09.2023)	(30.09.2022)	(31.03.2023)
		Unaudited	Unaudited	Unaudited	Unaudited	Unaudited	Audited
i	Revenue from Operation	21.06	21.06	19.13	42.12	38.93	80.14
ii	Other Income	12.47	0.32	17.80	12.79	27.26	28.45
iii	Total Income (i+ii)	33.53	21.38	36.93	54.91	66.19	108.59
iv	Expenses						
	Purchase of Stock in Trade	-	-	-	-	-	-
	Employee benefit expenses	6.57	6.38	8.47	12.95	16.74	30.53
	Finance Cost	-	-	-	-	-	-
	Depreciation and Amortisation Expenses	1.42	1.41	1.56	2.83	3.11	4.76
	Other Expenditure	23.51	10.61	18.22	34.12	34.52	72.34
	Total Expenses	31.50	18.40	28.25	49.90	54.37	107.63
v	Profit/ (loss) before exceptional Item & Tax (iii-iv)	2.03	2.98	8.68	5.01	11.82	0.96
vi	Exceptional Items	-	-	-	-	-	-
vii	Profit before tax (v-vi)	2.03	2.98	8.68	5.01	11.82	0.96
viii	Tax expense	-	-	-	-	-	-
	(a) Current tax	-	-	(0.92)	-	-	-
	(b) Deferred tax	-	-	-	-	-	-
ix	Profit/ (loss) for the period (vii-viii)	2.03	2.98	9.60	5.01	11.82	0.96
x	Shares of Profit/(Loss) of associates	(0.56)	-	1.58	(0.56)	1.69	(0.17)
xi	Other Comprehensive Income						
	1 (a) Items that will not be reclassified to profit or (loss)	-	-	-	-	-	-
	(b) Income tax relating to items that will not be reclassified to profit or (loss)	-	-	-	-	-	-
	2 (a) Items that will be reclassified to profit or (loss)	-	-	-	-	-	-
	(b) Income tax relating to items that will be reclassified to profit or (loss)	-	-	-	-	-	-
	Total	1.47	2.98	11.18	4.45	13.51	0.79
xii	Total Comprehensive income for the period (ix+x)	1.47	2.98	11.18	4.45	13.51	0.79
xiii	Paid up Equity share value Capital (Face Value Rs 2/-)	2,237.50	2,237.50	2,237.50	2,237.50	2,237.50	2,237.50
xiv	Earning per Equity Share of Rs. 2/- Each :						
	Basic EPS	0.0013	0.0027	0.0100	0.0040	0.0121	0.0007
	Diluted EPS	0.0013	0.0027	0.0100	0.0040	0.0121	0.0007
PART – II (Select Information for the Quarter Ended 30TH SEPT., 2020)							
A PARTICULARS OF SHAREHOLDING							
1 Public Shareholding							
	Number of Shares	39075814	39075814	39075814	39075814	39075814	39075814
	Percentage of shareholding	34.93%	34.93%	34.93%	34.93%	34.93%	34.93%
2 Promoter and promoter group shareholding							
a) Pledged/Encumbered							
b) Non-encumbered							
	Number of Shares	72799186	72799186	72799186	72799186	72799186	72799186
	Percentage of Shares (as total shareholding of promoter and promoter group)	100%	100%	100%	100%	100%	100%
	Percentage of shares (as a % of the total share capital of the company)	65.07%	65.07%	65.07%	65.07%	65.07%	65.07%
PARTICULARS							
B INVESTOR COMPLAINTS							
	Pending at the beginning of the quarter						Nil
	Receiving during the quarter						Nil
	Disposed of during the quarter						Nil
	Remaining unresolved at the end of the quarter						Nil
Note:							
1	The Above unaudited financial statements \ results for the Quarter and half year ended as on 30th September 2023, have been reviewed by audit committee and approved by the Board of Directors in meeting held on 07/11/2023.						
2	The previous year figures have been regrouped , re-classified and recasted wherever necessary.						
3	The Company operates in only one segment						
4	Statutory Auditors has carried out the limited review of the Financials for the above said period.						
Place New Delhi		By the order of the Board of Directors For BITS LIMITED					
Date: 07 NOVEMBER, 2023		 OMPRAKASH RAMASHANKAR PATHAK (MANAGING DIRECTOR) DIN-01428320					

Consolidated Statement of Assets and Liabilities as on 30.09.2023

(Rs. in Lakh)

S. NO.	PARTICULARS	As ON 30th Sep 2023	As ON 31st March 2023
A	ASSETS		
1	Non - Current Assets		
(a)	Property, plant and equipment	268.24	185.24
(b)	Capital Work In Progress	-	-
(c)	Intangible assets	-	-
(d)	Intangible assets under development	-	-
(e)	Financial assets		
(i)	Investments	215.32	202.49
(ii)	Trade Receivable	304.55	322.36
(iii)	Loans	1,052.06	1,065.51
(f)	Income tax assets (net)	-	-
(g)	Other non-current assets	-	-
	Subtotal - Non-Current Assets	1,840.17	1,775.60
2	Current Asstes		
(a)	Inventories	-	-
(b)	Financial assets		
(i)	Investments	-	-
(ii)	Trade Receivables	2.44	2.55
(iii)	Cash and cash equivalents	0.73	23.04
(iv)	Bank balances other that (iii) above	-	-
(v)	Loans	-	-
(vi)	Others	-	-
(c)	Other Tax Assets (Net)	9.26	6.15
(d)	Other Current Assets	3.49	3.38
	Total - Current Assets	15.92	35.12
	Total Assets	1,856.09	1,810.72
B	EQUITY AND LIABILITIES		
1	Equity		
(a)	Equity Share Capital	2,237.50	2,237.50
(b)	Other Equity	(474.24)	(478.69)
	Total Equity	1,763.26	1,758.81
	LIABILITIES		
2	Non - Current Liabilities		
(a)	Provisions	-	-
(b)	Defered Tax Liability (Net)	-	-
	Total - Non - Current Liabilities	-	-
3	Current Liabilities		
(a)	Financial liabilities		
(i)	Trade Payables	-	-
(ii)	Other Current Liabilities	62.83	51.91
(b)	Other current liabilities	30.00	-
(c)	Provisions	-	-
	Total - Current Liabilities	92.83	51.91
	Total Equity & Liabilities	1,856.09	1,810.72

By the order of the Board of Directors
For BITS LIMITED



OMPRAKASH RAMASANKAR PATHAK
(MANAGING DIRECTOR)
DIN-01428320

Place: New Delhi
Date: 07 NOVEMBER, 2023

BITS LIMITED
CIN - L72200DL1992PLC241971
Consolidated Statement of Cash flows for 30.09.2023

Figures in Lakh

Particulars	Note	As on 30.09.2023	2022-23
A: CASH FLOW FROM OPERATING ACTIVITIES			
Profit before tax		5.01	0.96
Adjustments for:			
Add:			
Depreciation & ammortisation expenses		2.83	4.76
Finance costs		-	-
Loss on sale of insvestment		9.45	-
Provision for dimunetion in the value of investments		0.00	12.45
		17.29	18.17
Less:			
Dividend received		-	(0.47)
Profit on sale of Investments		-	-
Interest income from financial assets measured at ammortised costs		-	-
Gain on disposal of equity instruments measured at cost		-	(21.57)
Gain on disposal of property, plant & equipment		-	-
Provision return back		12.45	-
Operating profit before change in operating assets & liabilities		4.84	-4
Adjustments for:			
(Increase)/decrease in inventories		-	-
(Increase)/decrease in trade receivables		17.93	3.40
(Increase)/decrease in other financial assets		-	-
(Increase)/decrease in other assets		-	-
(Increase)/decrease in loans & advances		13.45	8.57
Increase/(decrease) in non-current loans		-	-
Increase/(decrease) in Current Liabilities		10.92	-
Increase/(decrease) in trade payables		-	-
Increase/(decrease) in other current assests		(3.22)	8.75
Increase/(decrease) in other current liabilities		-	(0.41)
Increase/(decrease) in current trade receivable		-	(0.11)
		39.08	20.21
Cash generated from operations			9
Less:			
Income tax paid(net of refund)		0	0.00
Net cash flow from operating activities	A	43.92	16.34
B: CASH FLOW FROM INVESTING ACTIVITIES			
Payment to acquire property,plant & equipments		(85.84)	-1.10
Proceeds from disposal of equity instruments measured at FVOCI		-	-
Sale of Investments		11.11	39
Purchase of Investments		(21.50)	(28.67)
Proceeds from redemption of Preference shares measured at FVPL		-	-
Sale of Fixed Assets		-	-
Repayments/(Disbursement) of loans given		-	-
Proceeds from disposal of property,plant & equipments		-	-
Interest received on financial assets measured at ammortised cost		-	-
Dividend received		-	-
CASH FLOW FROM INVESTING ACTIVITIES	B	-96.23	9.22
C: CASH FLOW FROM FINANCING ACTIVITIES			
Repayments of term loans/non-current borrowings		30.00	-
Disbursement/ (Repayments) of working capital loans/current borrowings		-	-
Total disbursement/(repayments) of working capital loans/current borrowings		-	-
Interest paid		-	0.00
Dividend on Equity shares(including dividend distribution tax)		-	0.47
Purchase of equity instruments measured at cost		-	-
Proceeds from disposal of equity instruments measured at cost		-	-
CASH FLOW FROM FINANCING ACTIVITIES	C	30.00	0.46
Net increase/(decrease) in cash & cash equivalents	A+B+C	-22.31	19.12
Cash & cash equivalents at the beginning of the financial year		23.04	3.92
Cash & cash equivalents at the end of the financial year		0.73	23.04

By the order of the Board of Directors
For BITS LIMITED



OMPRAKASH RAMASHANKAR PATHAK
(MANAGING DIRECTOR)
DIN-01428320

Place: New Delhi
Date: 07 NOVEMBER, 2023



R C CHADDA & CO LLP
CHARTERED ACCOUNTANTS

LLP Identification No.: AAB-4836
(Registered with Limited Liability)

A-27, Vivek Vihar,
Phase-II, Delhi-110095
Mob.: 9810124112, 9971991971
Email: rccandco@gmail.com

LIMITED REVIEW REPORT ON THE CONSOLIDATED UN-AUDITED FINANCIAL RESULTS FOR THE QUARTER AND HALF YEAR ENDED 30TH SEPTEMBER, 2023

To,
The Board of the Directors,
BITS LIMITED,
711, 7th Floor, New Delhi House,
27, Barakhamba Road, New Delhi - 110001

We have reviewed the accompanying statement of Consolidated Un-Audited Financial Results of Bits Limited ('the Parent') and its associates and its share of the net profit/(loss) after tax and total comprehensive income/loss of its associates for the Quarter and Half Year Ended September 30, 2023 ('the Statement'), being submitted by the Parent pursuant to requirement of Regulation 33 of SEBI (Listing Obligations and Disclosure Requirements) Regulations, 2015 (the 'Listing Regulations, 2015') as amended.

This statement, which is the responsibility of the Parent's Management and approved by the Parent's Board of Directors, has been prepared in accordance with the recognition and measurement principles laid down in the Indian Accounting Standards 34 "Interim Financial Reporting" ("Ind AS 34"), prescribed under Section 133 of the Companies Act, 2013 and other accounting principles generally accepted in India. Our responsibility is to express a conclusion on the Statement based on our review.

We conducted our review of the Statement in accordance with the Standard on Review Engagement (SRE) 2410, "Review of Interim Financial Information Performed by the Independent Auditor of the Entity" issued by the Institute of Chartered Accountants of India. A review of Interim financial information consists of making inquiries, primarily of persons responsible for financial and accounting matters, and applying analytical and other review procedures. A review is substantially less in scope than an audit conducted in accordance with Standards on Auditing and consequently does not enable us to obtain assurance that we would become aware of all significant matters that might be identified in an audit. Accordingly, we do not express an audit opinion.

We also performed procedures in accordance with the Circular No. LIST/COMP/30/2019-20 issued by the SEBI under Regulation 33 of the SEBI (Listing Obligations and Disclosure Requirements) Regulations, 2015, as amended, to the extent applicable.

Further, the Statement includes the results of the Associate Company, i.e., Prurient IT Solutions Private Limited ('the Associate Company').

Based on our review conducted as above, nothing has come to our attention that causes us to believe that the accompanying statement of Un-Audited Financial Results prepared in accordance with applicable Indian Accounting Standards ('Ind AS') prescribed under section 133 of the Companies Act, 2013 read with relevant rules issued there under and other recognized accounting practices and policies, has not disclosed the information required to be disclosed in terms of Regulation 33 of SEBI (Listing Obligations and Disclosure Requirements) Regulations, 2015, including the manner in which it is to be disclosed, or that it contains any material misstatement.




The Consolidated Un-Audited Financial Results includes Associate Company's share of net loss after tax of Rs. 0.56 Lakhs for the period from 01st July , 2023 to 30th September, 2023 and total comprehensive income of Rs. 1.47 Lakhs for the Quarter and Half Year Ended September 30, 2023, as considered in the Statement, in respect of an associate, whose interim financial results have not been reviewed by us. These interim financial results have been reviewed by other auditor whose report have been furnished to us by the Management and our report on the Statement, in so far as it relates to the amounts and disclosures included in respect of the associate, is based solely on the report of the other auditor and the procedures performed by us.

Our opinion on the statement is not modified in respect of the above matter.

For R. C. Chadda & Co. LLP
Chartered Accountants
(FRN: 003151N)




Bhishm Madan
(Partner)

Membership No: - 524462

Date: -07th November, 2023

Place: - New Delhi

UDIN - 23524462BGQZER8243