

Date: 14/11/2023

To
Dept. of Corporate Services,
BSE Limited,
Floor 25, P J Tower, Dalal Street,
Mumbai - 400001.

Scrip code: 526445

Dear Sir/Madam,

Sub: Outcome of the Board Meeting.

Ref: Regulation 30 and Regulation 33 read with Schedule III of SEBI (Listing Obligations and Disclosure Requirements) Regulations, 2015.

With reference to our intimation letter dated November 08, 2023 under Regulation 29 of SEBI (Listing Obligations and Disclosure Requirements) Regulations 2015, we wish to inform that at the meeting of Board of Directors held today i.e., on Tuesday, November 14, 2023, the Directors have inter-alia, approved the following:

- Approved the Unaudited Financial Results (Standalone and Consolidated) along with the Limited Review Report for the quarter & half year ended September 30, 2023 (Q2) pursuant to Regulation 33 of SEBI (Listing Obligations and Disclosure Requirements) Regulations, 2015.

We, herewith, have attached the copy of the unaudited financial results (standalone and consolidated) for the quarter ended September 30, 2022 along with the Limited Review Report for the said period.



The Board Meeting commenced at at 5:45 P.M. and concluded at 7:45 P.M. The necessary arrangements are in place to publish the unaudited financial results in the newspapers. The said financial results will also be available on company's website www.indrayani.com and also on BSE website www.bseindia.com.

We request you to kindly take the same on your records.

Thanking you.

Yours faithfully,

For **Indrayani Biotech Limited**



Rajesh Kumar Sundarray
Company Secretary & Compliance Officer

Encl: As above



Limited Review Report on consolidated unaudited quarterly to date financial results of the company Pursuant to the regulation 33 of the SEBI (Listing Obligations and disclosure requirements) regulations, 2015

To
The Board of Directors
Indrayani Biotech Limited

We have reviewed the accompanying Statement of Consolidated Financial Results of Indrayani Biotech Limited ("the Parent") and its subsidiaries (the Parent and its subsidiaries together referred to as "the Group") and its share of the net profit after tax and total comprehensive income / loss of its associates for the quarter ended **30th September, 2023** and for the period from **1st April 2023 to 30th September 2023** ("the Statement"), being submitted by the Parent pursuant to the requirement of Regulation 33 of the SEBI (Listing Obligations and Disclosure Requirements) Regulations, 2015, as amended. Attention is drawn to the fact that the consolidated figures for the corresponding quarter ended **30th September, 2022** and corresponding period from 1st April 2022 to 30th September 2022 as reported in these financial results have been approved by the Parent's Board of Directors, but have not been subjected to audit/review.

This Statement, which is the responsibility of the Parent's Management and approved by the Parent's Board of Directors, has been compiled from the related consolidated financial statements which has been prepared in accordance with the Indian Accounting Standards prescribed under Section 133 of the Companies Act, 2013, read with the Companies (Indian Accounting Standards) Rules, 2015, as amended ("Ind AS"), and other accounting principles generally accepted in India. Our responsibility is to express an opinion on the Statement based on our review of such consolidated financial statements.

We conducted our review of the statement in accordance with the Standard on Review Engagement (SRE) 2410, 'Review of Interim Financial Information Performed by the Independent Auditor of the Entity', issued by the Institute of Chartered Accountants of India. This standard requires that we plan and perform the review to obtain moderate assurance as to whether the financial results are free of material misstatements. A review is limited primarily to inquiries of Company personnel and analytical procedures applied to financial data and thus provides less assurance than an audit. We have not performed an audit and accordingly, we do not express an audit opinion.

We also performed procedures in accordance with the circular issued by the SEBI under Regulation 33 (8) of the SEBI (Listing Obligations and Disclosure Requirements) Regulations, 2015, as amended, to the extent applicable.

The Statement includes the results of the entities mentioned in the Annexure – I, is presented in accordance with the requirements of Regulation 33 of the Listing Regulations, as amended;

Based on our review conducted and procedures performed as stated in paragraph above and based on the consideration of the reports of the management referred to in paragraph below, nothing has come to our attention that causes us to believe that the accompanying Statement, prepared in accordance with the recognition and measurement principles laid down in the aforesaid Indian Accounting Standard and other accounting principles generally accepted in India, has not disclosed the information required to be disclosed in terms of Regulation 33 of the SEBI (Listing Obligations and Disclosure Requirements)



VENKATESH & CO
Chartered Accountants

Regulations, 2015, as amended, including the manner in which it is to be disclosed, or that it contains any material misstatement.

We did not review the financial statement / financial information of **7 Subsidiaries and 1 step down subsidiaries** included in the consolidated unaudited financial results, whose interim financial information for the Period ended 30th September, 2023 reflects total revenues of **₹ 6,671.63 Lakhs**, total comprehensive profit / (loss) of **₹ 410.58 Lakhs** for the period ended on that date and in respect of **M/s. IBL Thiruvannamalai LLP** (stepdown subsidiary) included in the consolidated unaudited financial results, whose interim financial information reflect total revenues of **₹ 3.06 Lakhs**, total net profit / (Loss) after tax of **₹ (6.82) Lakhs** for the period ended on that date, as considered in the consolidated financial results.

This financial information have been reviewed by the Management and our opinion on the consolidated financial results, in so far as it relates to the amounts and disclosures included in respect of these subsidiaries, associates and joint ventures, is based solely on the reports of the Management and the procedures performed by us as stated in paragraph mentioned above.

for Venkatesh & Co

Chartered Accountants

FRN : 004636S

VIJAYA
RAGHAVAN
DASARATY

Digitally signed by
VIJAYA RAGHAVAN
DASARATY
Date: 2023.11.14
18:25:14 +05'30'

CA Dasaraty V

Partner

M No : 026336

UDIN: 23026336BGULLX8046

Chennai, 14th November 2023



Annexure I to the Audit Report

List of subsidiaries, associates and joint ventures included in the consolidated Quarterly Unaudited financial results:

S. No.	Name of the entity	Relationship
1	IBL Health Care Limited	Subsidiary
2	HSL Agri Solutions Limited	Subsidiary
3	HSL Prime Properties Private Limited	Subsidiary
4	Healthway India Private Limited	Step Down Subsidiary
6	IBL Thiruvannamalai LLP	Step Down Subsidiary
7	Dindigul Farm Products Private Limited	Subsidiary
8	Matrix Boilers Private Limited	Subsidiary
9	IBL Investments Limited	Subsidiary
10	IBL Social Foundation	Subsidiary

INDRAYANI BIOTECH LIMITED

CIN: L40100TN1992PLC129301

Regd. Office :

BLOCK 1, MODULE NO.33, 3rd FLOOR, SIDCO ELECTRONIC COMPLEX, THIRU VI KA INDUSTRIAL ESTATE, GUINDY CHENNAI - 600032

STATEMENT OF FINANCIAL RESULTS FOR THE QUARTER AND YEAR ENDED 30th Sep 2023

SN	PARTICULARS	Rs. in Lakhs					
		CONSOLIDATED					
		Quarter Ended			Half Year Ended		Year Ended
		30-Sep-23	30-Jun-23	30-Sep-22	30-Sep-23	30-Sep-22	31-03-2023
	Unaudited	Unaudited	Unaudited	Unaudited	Unaudited	Audited	
1	Income from Operations						
	(a) Net Sales/Revenue from Operations	4,044.02	4,231.25	4,205.30	8,275.27	6,768.51	16,292.79
	(b) Other Income	9.06	0.87	196.41	9.92	235.80	448.66
	Total Income from Operations	4,053.08	4,232.11	4,401.71	8,285.19	7,004.31	16,741.45
2	Expenses						
	(a) Cost of Materials consumed	2,452.00	2,815.54	3,022.79	5,267.54	4,638.55	10,221.44
	(b) Changes in inventories of finished goods, work-in-progress and stock-in-trade	-	-	(281.94)	-	(281.94)	-
	(c) Employee benefits expenses	510.98	538.52	504.81	1,049.50	943.45	2,354.03
	(d) Finance Costs	93.44	202.80	115.16	296.24	212.11	555.68
	(e) Depreciation and amortisation expense	90.82	89.85	74.96	180.67	141.37	334.71
	(f) Other expenses	351.58	623.73	415.20	975.31	621.31	1,994.99
	Total Expenses	3,498.83	4,270.44	3,851.00	7,769.27	6,274.85	15,460.86
3	Total profit / (Loss) before exceptional items and tax	554.25	(38.33)	550.71	515.92	729.46	1,280.59
4	Exceptional Items						
	Add: Share of Profit In Associates	-	-	-	-	-	-
	Less: Written of CWIP	-	-	(25.00)	-	(25.00)	(50.00)
5	Total profit / (Loss) before tax	554.25	(38.33)	525.71	515.92	704.46	1,230.59
6	Tax Expenses						
	Current Tax	-	6.23	-	-	-	20.07
	Deferred Tax	-	-	-	-	-	17.45
	Total Tax Expenses	-	6.23	-	-	-	37.52
7	Net Profit Loss for the period from continuing operations	554.25	(44.56)	525.71	515.92	704.46	1,193.07
8	Profit (loss) from discontinued operations before tax						
9	Tax expense of discontinued operations						
10	Net profit (loss) from discontinued operation after tax						
11	Share of profit (loss) of associates and joint ventures accounted for using equity method						
12	Total profit (loss) for period	554.25	(44.56)	525.71	515.92	704.46	1,193.07
13	Other comprehensive income net of taxes						
14	Total Comprehensive Income for the period						
	Total profit or loss, attributable to Profit or loss, attributable to owners of parent						
	Total profit or loss, attributable to non-controlling interests						
15	Total Comprehensive income for the period attributable to						
	Comprehensive income for the period attributable to owners of parent	313.04	(21.20)	358.35	291.84	519.81	873.68
	Total comprehensive income for the period attributable to Non-controlling Interests	247.45	(23.36)	167.36	224.08	184.65	319.39
16	Paid-up equity share capital (Face value Rs.10 each)	3,422.72	3,422.72	3,422.72	3,422.72	3,422.72	3,422.72
17	Earnings per share						
	Basic earnings (loss) per share *(not annualised)	0.89*	(0.06)*	1.54*	0.83*	2.06*	2.55
	Diluted earnings (loss) per share *(not annualised)	0.96*	(0.09)*	1.54*	0.83*	2.06*	2.05

Notes:

- The above financial results were reviewed and recommended by the Audit Committee and approved by the Board of Directors Directors at their meeting held on 14 November 2023 and have been subjected to review by the Statutory Auditors of the company. The above results have been prepared in accordance with the Indian Accounting Standards-(Ind AS) as prescribed under Section 133 of the Companies Act 2013, read with Rule 3 of the Companies (Indian Accounting Standards) Rules, 2015 and Companies (Indian Accounting Standards) Amendment Rules 2016
- The financial results are being forwarded to the Bombay Stock Exchange & also available on the company website (www.indrayani.com).
- Figures for three months ended 30 September 2023 as reported in these financials results are the balancing figures between audited figures, in respect of the full previous year and the published year to date figures upto the third quarter of the previous financial year. The figures upto the end of the third quarter of previous financial year. The figures upto the end of the third quarter of previous financial year had only been reviewed and not subject to audit.
- The financial results of subsidiaries - Vaasan Medical Centre India Private Ltd, Peekay Mediequip Limited, and Kniss Laboratories Private Limited - are not consolidated in the current statements due to ongoing NCLT procedures. Additionally, the previous year's financial statements for these entities are pending finalization. The Company is closely monitoring developments and will incorporate the subsidiary results in the upcoming quarters once NCLT procedures conclude and financial statements are filed with respective authorities.
- There is no investor complaint received during the quarter.

Date : 14/11/2023
Place : Chennai

For INDRAYANI BIOTECH LIMITED,
K. Jayanand
Managing Director

M/s. INDRAYANI BIOTECH LIMITED
BLOCK I, MODULE NO.33, 3rd FLOOR, SIDCO ELECTRONIC COMPLEX, THIRU VI KA INDUSTRIAL
ESTATE, GUINDY, CHENNAI, 600032

CIN: L40100TN1992PLC129301
Consolidated Balance sheet for Half year ended 30th Sep 2023

Rs.in Lakh

<i>Particulars</i>	<i>30-09-2023</i>	<i>31-03-2023</i>
ASSETS		
A) Non - Current Assets		
a) Property Plant and Equipment	3,317.35	3,411.49
b) Capital Work in Progress	1,374.14	1,374.14
c) Goodwill	2,356.78	2,334.73
d) Other Intangible assets	-	1.52
e) Financial Assets	-	
--- (i) Investments	896.75	22.33
--- (ii) Other Financial Assets	533.71	512.95
f) Other Non Current assets	-	20.67
Non Current Taxes	162.42	166.17
B) Current Assets		
a) Inventories	1,834.61	1,221.39
b) Financial Assets	-	
--- (i) Investments	-	
--- (ii) Trade Receivables	2,381.92	2,997.16
--- (iii) Cash and cash Equivalents	58.02	303.67
--- (iv) Loans	1,813.26	236.59
--- (v) Current taxes	183.38	110.40
--- (vi) Other Financial Assets	814.21	965.76
c) Other Current assets	2,172.07	1,917.28
Total Assets	17,898.64	15,596.25
EQUITY & LIABILITIES		
A) Equity		
a) Equity Share Capital	4,347.72	4,347.72
b) Other Equity	1,411.90	1,160.99
b) Non Controlling Interest within Equity	-562.55	-673.44
B) LIABILITIES		
Non - Current Liabilities		
a) Financial Liabilities	-	
--- (i) Borrowings	4,821.93	2,937.03
--- (ii) Lease Liabilities	620.03	631.60
b) Deffered Tax Liabilities	1.38	1.38
c) Other Non Current Liabilities	-	
Current Liabilities		
a) Financial Liabilities	-	
--- (i) Short Term Borrowings	3,890.43	3,337.48
--- (ii) Lease Liabilities	115.23	112.48
--- (iii) Trade Payables	-	
----- (A) total outstanding dues of micro enterprises and small enterprises;	-	3.70
----- (B) total outstanding dues of creditors other than micro enterprises and small enterprises	2,585.34	2,270.13
--- (iv) Other financial Liabilities	208.41	308.18
b) Other Current Liabilities	101.58	766.70
c) Provisions	357.23	392.30
Total Equity & Liabilities	17,898.64	15,596.25

Date : 14.11.2023

Place : Chennai

For INDRAYANI BIOTECH LIMITED


Managing Director

M/s. INDRAYANI BIOTECH LIMITED
BLOCK I, MODULE NO.33, 3rd FLOOR, SIDCO ELECTRONIC COMPLEX, THIRU VI KA INDUSTRIAL ESTATE, GUINDY,
CHENNAI, 600032

CIN : L40100TN1992PLC129301

Consolidated Statement of Cash Flows for Half year ended 30th Sep 2023

Rs.in Lakh

Particulars	As on 30-Sep-23	As on 31-Mar-23
Cash Flows From Operating Activities:-		
Net Profit after Taxation	515.92	1,193.09
Adjustment for Non cash items		
Add : Impairment of Fixed Assets	-	50.00
Add : Depreciation	180.67	334.71
Less : Interest Income Notional (As per Ind AS 109)	(2.18)	(3.32)
Add : Notional Rent as per IND AS	2.68	-
Add : Interest Expenses Notional as per Applicable IndAS	49.48	55.76
Less: Share of profit of Associates		
Adjustment for Non Operating activities		
Add : Interest Paid	246.76	499.92
Less : Interest income	-	-
Cash Flow Before Working Capital changes:-	993.34	2,130.16
Decrease (Increase) in Inventories	(613.22)	(1,068.16)
Decrease (Increase) in Trade receivables	615.24	(1,587.30)
Decrease (Increase) in current Tax assets	(72.98)	(60.73)
Decrease (Increase) in Other Financial Assets	151.55	(965.76)
Decrease (Increase) in other current assets	(254.79)	(1,842.38)
(Decrease) Increase in Short term borrowings	552.95	2,227.21
(Decrease) Increase in Financial Liabilities	(99.77)	75.37
(Decrease) Increase in Trade payables	311.51	1,691.83
(Decrease) Increase in Other Current liabilities	(665.12)	774.24
(Decrease) Increase in Provisions	(35.07)	244.28
Cash Flow Before Tax and Extraordinary Items:-		
Income Taxes Paid	-	-
Net Cash Flow From Operating Activities	883.65	1,618.76
Cash Flow from Investing Activities:-		
Less : Purchase of Capital Assets	(353.31)	(2,152.75)
Add : Goodwill on Consolidation	(22.05)	(1,952.11)
Less : Purchase of Investments	(874.42)	(22.28)
Less : Sale of Capital Assets	-	(236.59)
Decrease (Increase) in Loans and advances & Other assets	(1,571.49)	(375.62)
Net Cash flow used in Investing Activities	(2,821.27)	(4,739.35)
Cash Flow from Financing Activities:-		
Increase in Borrowings	1,884.90	2,258.52
Increase in Lease Liabilities	(11.57)	-
Interest Income Notional (As per Ind AS 109)	-	3.32
Increase in Share Capital	-	2,328.18
Repayment of Lease Liabilities	2.75	(46.33)
Increase in Non Controlling interest	110.89	(714.08)
Interest expense	(294.99)	(555.68)
Decrease in borrowings	-	-
Net Cash Flow From Financing Activities	1,691.97	3,273.93
Net Increase/(Decrease) in Cash and Cash Equivalents:-		
(Opening Balance)	303.67	150.33
Net Cash Flow during the year	(245.65)	153.34
(Closing Balance)	58.02	303.67

Date : 14.11.2023

Place : Chennai

For INDRAYANI BIOTECH LIMITED

K. Jayaraj
Managing Director



VENKATESH & CO
Chartered Accountants

Limited Review Report on Quarterly Financial Results of Indrayani Biotech Limited pursuant to the Regulation 33 of the SEBI (Listing Obligations and Disclosure Requirements) Regulations, 2015

To
The Board of Directors,
Indrayani Biotech Limited

We have reviewed the accompanying statement of unaudited standalone financial results of **Indrayani Biotech Limited** ('the Company') for the quarter and period ended September 2023. This statement, is the responsibility of the Company's Management and has been approved by the Board of Directors, has been prepared in accordance with the applicable Indian Accounting Standards (Ind AS) specified under Section 133 of the Companies Act, 2013. Our Responsibility is to issue a report on these financial statements based on our review.

We conducted our review of the statement in accordance with the Standard on Review Engagement (SRE) 2410, 'Review of Interim Financial Information Performed by the Independent Auditor of the Entity', issued by the Institute of Chartered Accountants of India. This standard requires that we plan and perform the review to obtain moderate assurance as to whether the financial results are free of material misstatements. A review is limited primarily to inquiries of Company personnel and analytical procedures applied to financial data and thus provides less assurance than an audit. We have not performed an audit and accordingly, we do not express an audit opinion.

Based on our review conducted as above, nothing has come to our attention that causes us to believe that the accompanying statement of unaudited financial results prepared in accordance with applicable Indian Accounting Standards ('Ind AS') prescribed under Section 133 of the Companies Act, 2013 read with relevant rules issued thereunder and other recognized accounting practices and policies has not disclosed the information required to be disclosed in terms of Regulation 33 of the SEBI (Listing Obligations and Disclosure Requirements) Regulations, 2015 including the manner in which it is to be disclosed, or that it contains any material misstatement.

for Venkatesh & Co
Chartered Accountants
FRN : 004636S

VIJAYA
RAGHAVAN
DASARATY

Digitally signed by
VIJAYA RAGHAVAN
DASARATY
Date: 2023.11.14
18:24:27 +05'30'

CA Dasaraty V
Partner

M No : 026336
UDIN: 23026336BGULLW8969
Chennai, 14th Nov 2023

INDRAYANI BIOTECH LIMITED
CIN: L40100TN1992PLC129301

Regd. Office :

BLOCK 1, MODULE NO.33, 3rd FLOOR, SIDCO ELECTRONIC COMPLEX, THIRU VI KA INDUSTRIAL ESTATE, GUINDY CHENNAI - 600032

STATEMENT OF FINANCIAL RESULTS FOR THE QUARTER AND YEAR ENDED 30th Sep. 2023

Rs. in Lakhs

SN	PARTICULARS	STANDALONE					
		Quarter Ended			Half Year Ended		Year Ended
		30-09-2023	30-06-2023	30-09-2022	30-09-2023	30-09-2022	31-03-2023
		Unaudited	Unaudited	Unaudited	Unaudited	Unaudited	Audited
1	Income from Operations						
	(a) Net Sales/Revenue from Operations	1,601.33	1,681.86	1,592.16	3,283.19	3,151.96	7,448.04
	(b) Other Income	8.59	0.54	6.18	9.13	44.42	64.19
	Total Income from Operations	1,609.92	1,682.40	1,598.34	3,292.32	3,196.38	7,512.23
2	Expenses						
	(a) Cost of Materials consumed	1,028.99	951.99	765.95	1,980.98	1,732.28	4,149.05
	(b) Changes in inventories of finished goods, work-in-progress and stock-in-trade	-	-				-
	(c) Employee benefits expenses	390.57	361.52	391.29	752.10	735.64	1,749.91
	(d) Finance Costs	61.71	95.84	56.73	157.54	95.76	278.39
	(e) Depreciation and amortisation expense	36.51	36.08	15.82	72.59	27.49	93.26
	(f) Other expenses	51.62	165.33	214.02	216.95	326.45	683.70
	Total Expenses	1,569.41	1,610.75	1,443.81	3,180.16	2,917.62	6,954.31
3	Total profit / (Loss) before exceptional items and tax	40.50	71.65	154.53	112.16	278.76	557.92
4	Exceptional Items						
	Add: Share of Profit In Associates						
	Less: Written off CWIP			(25.00)		(25.00)	(50.00)
5	Total profit / (Loss) before tax	40.50	71.65	129.53	112.16	253.76	507.92
6	Total profit / (Loss) before tax						-
7	Tax Expenses						
	Current Tax						2.25
	Deferred Tax						
	Total Tax Expenses						2.25
8	Total profit (loss) for period	40.50	71.65	129.53	112.16	253.76	505.67
9	Paid-up equity share capital (Face value Rs.10 each)	3,422.72	3,422.72	3,422.72	3,422.72	3,422.72	3,422.72
10	Earnings per share						
	Basic earnings (loss) per share *(not annualised)	0.12*	0.21*	0.38*	0.33*	0.74*	1.48
	Diluted earnings (loss) per share *(not annualised)	0.11*	0.20*	0.38*	0.31*	0.74*	1.20

Notes:

1. The above financial results were reviewed and recommended by the Audit Committee and approved by the Board of Directors Directors at their meeting held on 14th November 2023 and have been subjected to review by the Statutory Auditors of the company. The above results have been prepared In accordance with the Indian Accounting Standards-(Ind AS) as prescribed under Section 133 of the Companies Act 2013, read with Rule 3 of the Companies (Indian Accounting Standards) Rules, 2015 and Companies (Indian Accounting Standards) Amendment Rules, 2016.

2. The financial results are being forwarded to the Bombay Stock Exchange & also available on the company website (www.indrayani.com).

3. Figures for three months ended 30 September 2023 as reported in these financials results are the balancing figures between audited figures, in respect of the full previous year and the published year to date figures upto the third quarter of the previous financial year. The figures upto the end of the third quarter of previous financial year. The figures upto the end of the third quarter of previous financial year had only been reviewed and not subject to audit.

4. There is no investor complaint received during the quarter.

For INDRAYANI BIOTECH LIMITED
K. Jayaraj
Managing Director

Date : 14/11/2023
Place : Chennai

M/s. INDRAYANI BIOTECH LIMITED CIN : L40100TN1992PLC129301 BLOCK I, MODULE NO.33, 3rd FLOOR, SIDCO ELECTRONIC COMPLEX, THIRU VI KA INDUSTRIAL ESTATE, GUINDY, CHENNAI, 600032 Standalone Statement of Assets and Liabilities		
	As at 30 Sep 2023	Rs in Lakhs As at 31 Mar 2023
ASSETS		
NON-CURRENT ASSETS		
Property, plant and equipment	1,975.24	1,996.97
Capital Work in Progress	1,271.96	1,271.96
Goodwill	383.53	383.53
Financial assets		
(i) Investments	798.62	798.62
(ii) Other financial assets	485.30	483.12
Non-current tax assets	162.42	162.42
Other Non Current Assets	-	-
Total non-current assets	5,077.07	5,096.62
CURRENT ASSETS		
Inventories	225.38	186.45
Financial assets		
(i) Trade receivables	1,489.41	1,622.70
(ii) Cash and cash equivalents	19.73	61.90
(iii) Loans	4,599.58	1,863.47
(iv) Other Financial Assets	489.96	401.36
Current Tax Assets (Net)	183.38	110.40
Other current assets	942.23	686.85
Total current assets	7,949.69	4,933.13
TOTAL ASSETS	13,026.76	10,029.75
EQUITY AND LIABILITIES		
EQUITY		
Equity share capital	4,347.72	4,347.72
Other equity	879.29	767.13
Total equity	5,227.01	5,114.85
NON-CURRENT LIABILITIES		
Financial liabilities		
(i) Borrowings	2,785.82	976.01
(ii) Lease Liabilities	620.03	631.6
Deffered Tax liabilities	1.38	1.38
Total non-current liabilities	3,407.23	1,608.99
CURRENT LIABILITIES		
Financial liabilities		
(i) Borrowings	3,594.03	2,551.20
(ii) Lease Liabilities	115.23	112.48
(ii) Trade payables		
Total outstanding dues to micro enterprises and small enterprises; and		-
Total outstanding dues of creditors other than micro enterprises and small enterprises	270.99	156.44
(ii) Other Financial Liabilities	208.41	228.35
Other current liabilities	49.22	71.04
Provision	154.64	186.40
Total current liabilities	4,392.53	3,305.91
TOTAL EQUITY AND LIABILITIES	13,026.76	10,029.75

For INDRAYANI BIOTECH LIMITED

K. Jayanand
Managing Director

M/s. INDRAYANI BIOTECH LIMITED

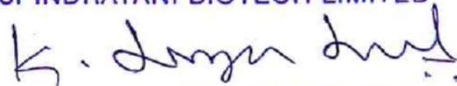
CIN : L40100TN1992PLC129301

BLOCK I, MODULE NO.33, 3rd FLOOR, SIDCO ELECTRONIC COMPLEX, THIRU VI KA INDUSTRIAL
ESTATE, GUINDY, CHENNAI, 600032

Standalone Cash Flow Statement for the year ended 30/09/2023

Particulars	Rs. in Lakhs	
	As on 30-Sep-23	As on 31-Mar-23
Cash Flows From Operating Activities:-		
Net Profit after Taxation	112.16	505.68
Adjustment for Non cash items		
Add : Impairment/ Write off of Property Plant and Equipment and CWIP	-	50.00
Add : Depreciation	72.59	93.26
Less : Interest Income Notional (As per Ind AS 109)	(2.18)	(3.32)
Add : Notional Rent as per IND AS	2.68	-
Add: Interest Expenses Notional as per applicable IndAS	49.48	55.76
Adjustment for Non Operating activities		
Add : Interest Paid (Including Interest on Lease Liabilities)	117.93	222.63
Less : Interest income	-	-
Cash Flow Before Working Capital changes:-	352.65	924.01
Decrease (Increase) in Inventories	(38.93)	(49.90)
Decrease (Increase) in Trade receivables	133.29	(335.06)
Decrease (Increase) in Current Tax Assets	(72.98)	(60.73)
Decrease (Increase) in Other Financial Assets	(88.60)	(244.10)
Decrease (Increase) in other current assets	(255.38)	(595.46)
(Decrease) Increase in Short term borrowings	1,042.83	1,556.37
(Decrease) Increase in Financial liabilities	(19.94)	75.37
(Decrease) Increase in Trade payables	114.55	(488.49)
(Decrease) Increase in Other Current liabilities	(21.82)	(3.24)
(Decrease) Increase in Provisions	(31.76)	54.46
Cash Flow Before Tax and Extraordinary Items:-		
Income Taxes Paid	-	-
Net Cash Flow From Operating Activities	1,113.91	833.23
Cash Flow from Investing Activities:-		
Less : Purchase of Capital Assets	(50.86)	(189.82)
Less : Purchase of Investments	-	(780.09)
Add : Rental Receipts	-	-
Add : Amount of Interest Received	-	-
Less : Sale of Capital Assets	-	-
Decrease (Increase) in Loans and advances & Other assets		(439.20)
Net Cash flow used in Investing Activities	(50.86)	(1,409.11)
Cash Flow from Financing Activities:-		
Increase in Borrowings	1,809.81	297.50
Interest Income Notional (As per Ind AS 109)	-	-
Increase in Share capital	-	2,173.75
Issue of Share Warrant	-	154.43
Interest expense(Including Interest on Lease Liabilities)	(117.93)	(222.63)
Repayment of Lease Liabilities	(60.98)	(46.33)
Loan to Group Companies	(2,736.11)	(1,863.47)
Decrease in borrowings		
Net Cash Flow From Financing Activities	(1,105.22)	493.25
Net Increase/(Decrease) in Cash and Cash Equivalents:-		
(Opening Balance)	61.90	144.53
Net Cash Flow during the year	(42.17)	(82.63)
(Closing Balance)	19.73	61.89

For INDRAYANI BIOTECH LIMITED



Managing Director