

Dated 31<sup>st</sup> May, 2019

To  
The BSE LIMITED  
PhirozeJejeebhoy Towers,  
28<sup>th</sup> Floor, Dalal Street,  
Mumbai

Dear Sir,

Sub: Financial Results for the Quarter and Year ending 31.03.2019  
Ref: Scrip Code 517429

We would like to inform you that the following attachment was inadvertently missed out to be attached as annexure along with the outcome while uploading the results on 30.05.2019.

- Standalone & Consolidated Audited segment wise Revenue, Results, Assets and Liabilities Statement for the quarter and year ended 31<sup>st</sup> March, 2019.

We hereby resubmit the results along with all the attachments as enclosed in the covering letter

Request you to please consider the same.

This is for your information and records.

Thanking you,

Yours truly,  
For ATHENA GLOBAL TECHNOLOGIES LIMITED



**M SATYENDRA**  
MANAGING DIRECTOR  
DIN: 01843557

Dated 30<sup>th</sup> May, 2019

To  
The BSE LIMITED  
PhirozeJejeebhoy Towers,  
28<sup>th</sup> Floor, Dalal Street,  
Mumbai

Dear Sir,

Sub: Outcome of the Board Meeting  
Ref: Scrip Code 517429

In Just concluded Board Meeting, the Board of directors has transacted the following business

1. Approved Standalone & Consolidated Audited financial results for the quarter & year ended 31<sup>st</sup> March, 2019 copy enclosed as **ANNEXURE-1**
2. Approved Standalone & Consolidated Audited Asset & Liability Statement for the year ended 31<sup>st</sup> March, 2019 copy enclosed as **ANNEXURE-2**
3. Approved Standalone & Consolidated Audited segment wise Revenue, Results, Assets and Liabilities Statement for the quarter and year ended 31<sup>st</sup> March, 2019 copy enclosed as **ANNEXURE-3**
4. Took note of Standalone & Consolidated AuditorsReport for year ended 31<sup>st</sup> March, 2019 copy enclosed as **ANNEXURE-4**
5. ConsideredStandalone & Consolidated statement of Impact on Audit Qualification with modified opinion**ANNEXURE-5**

The Meeting commenced at 5:00 PM and Concluded at 8:05 PM

This is for your information and records.

Thanking you,

Yours truly,  
For ATHENA GLOBAL TECHNOLOGIES LIMITED

  
**M SATYENDRA**  
MANAGING DIRECTOR  
DIN: 01843557



**ATHENA GLOBAL TECHNOLOGIES LIMITED**

( Formerly known as VJIL CONSULTING LIMITED )

**STATEMENT OF STANDALONE AUDITED FINANCIAL RESULTS FOR THE QUARTER AND YEAR ENDED 31ST MARCH 2019.**

(Rs in Lakhs except for EPS in Rupees)

Particulars	Three Months Ended			Year Ended	
	March 31, 2019	Dec 31, 2018	March 31, 2018	March 31, 2019	March 31, 2018
	Audited	Un Audited	Audited	Audited	Audited
<b>I. Income</b>					
Revenue from operations	495.46	327.67	183.75	1,449.51	789.11
Other Income	96.13	32.90	314.75	234.63	429.61
<b>II. Total Revenue (I + II)</b>	<b>591.59</b>	<b>360.57</b>	<b>498.50</b>	<b>1,684.14</b>	<b>1,218.72</b>
<b>III. Expenses:</b>					
Cost goods Sold	0.39	47.92		48.51	
Employee benefits expense	148.36	139.82	119.83	537.25	340.48
Finance cost	3.05	2.85	3.02	10.95	8.06
Depreciation and amortization expense	5.84	6.16	6.20	24.40	25.56
Other expenses	324.72	264.02	288.45	951.57	825.62
<b>IV. Total Expenses</b>	<b>482.36</b>	<b>460.77</b>	<b>417.50</b>	<b>1,572.68</b>	<b>1,199.72</b>
<b>V. Profit/(Loss) before exceptional items and tax (III - IV)</b>	<b>109.24</b>	<b>(100.20)</b>	<b>81.00</b>	<b>111.47</b>	<b>19.00</b>
<b>VI. Exceptional Items</b>	-	-	-	-	-
<b>VII. Profit/(Loss) before tax (V-VI)</b>	<b>109.24</b>	<b>(100.20)</b>	<b>81.00</b>	<b>111.47</b>	<b>19.00</b>
<b>VIII. Tax expense:</b>					
(1) Current tax	17.79	-	-	17.79	3.87
(2) Deferred tax	42.65	(20.80)	(34.67)	40.27	(37.50)
<b>IX. Profit/(Loss) for the period (VII-VIII)</b>	<b>48.80</b>	<b>(79.40)</b>	<b>115.67</b>	<b>53.41</b>	<b>52.63</b>
<b>X. Other Comprehensive Income</b>					
(a) (i) Items that will not be reclassified to profit or loss	(2.16)	(14.33)	(3.14)		(3.14)
(ii) Tax on items that will not be reclassified to profit or loss		-	-		-
(b) (i) Items that will be reclassified to profit or loss.	12.66	-	-	12.66	-
(ii) Income tax relating to items that will be reclassified to profit or loss		-	-		-
<b>Total Other Comprehensive income</b>	<b>10.50</b>	<b>(14.33)</b>	<b>(3.14)</b>	<b>12.66</b>	<b>(3.14)</b>
<b>XI. Total Comprehensive Income for the period (IX+X)</b>	<b>59.29</b>	<b>(93.73)</b>	<b>112.53</b>	<b>66.06</b>	<b>49.49</b>
<b>XII. Equity Share Capital:</b>	<b>1,135.86</b>	<b>1,135.86</b>	<b>1,096.86</b>	<b>1,135.86</b>	<b>1,096.86</b>
(Rs.10/- per Equity Share)					
<b>Other Equity</b>				<b>(1,888.79)</b>	<b>(1,955.56)</b>
<b>XIII. Earning per equity share:</b>					
(1) Basic	0.43	(0.70)	1.05	0.47	0.48
(2) Diluted	0.43	(0.70)	1.03	0.47	0.47



**Notes:**

1) The financial results of the company have been prepared in accordance with Indian Accounting Standards (IND AS) notified under the Companies (Indian Accounting Standards) Rules, 2015 as amended by the companies (Indian Accounting Standards) (Amendment) Rules, 2016.

2) Total Income for the current quarter is Rs.591.14 Lakhs compared to Rs. 498.50 Lakhs for the corresponding quarter of the previous year. Total Income for the financial year ended 31st March 2019 is Rs.1684.14 Lakhs compared to Rs.1218.72 Lakhs for the previous year

3) The Profit before tax for the current quarter is Rs.109.24 Lakhs compared to Rs.81.0 Lakhs for the corresponding quarter of the previous year. The Profit before tax for the financial year ended 31st March 2019 is Rs.111.47 Lakhs compared to Rs.19.0 Lakhs for the previous year.

4) The Profit After tax for the current quarter is Rs.48.80 Lakhs compared to Rs.115.67 Lakhs for the corresponding quarter of the previous year. The Profit after tax for the financial year ended 31st March 2019 is Rs.53.41 Lakhs compared to Rs.52.63 Lakhs for the previous year

5) The aforementioned results are reviewed by the Audit Committee of the Board and subsequently taken on record by the board of directors at its meeting held on 30th May, 2019. The statement included the results for the quarter ended 31st March 2019 and 31st March 2018 being the balancing figure of the audited figures in respect of the full financial year and the published year to date figures upto the third quarter of the respective financial years, which were subject to limited review by the respective auditors.

**6) Qualification by the Auditors:**

The Company has not provided interest in respect of outstanding long term borrowings of Rs. 72.12 lakhs as on 31st March 2019 and unsecured loans are subjected to reconciliation and confirmation.

**Management Reply:**

The management is in the discussion with the parties for the final settlement in respect of the above referred unsecured loans and is likely to be settled before the end of next financial year. The impact on the accounts is not ascertained.

7) Figures for the previous year/period have been regrouped/reclassified where ever necessary to conform to the current year's/period's presentation.

8) The results for the year ended 31st March 2019 are also available on the Bombay Stock Exchange website and on the Company's website i.e. [www.bseindia.com](http://www.bseindia.com) and [www.athenaglobaltechnologies.com](http://www.athenaglobaltechnologies.com)

Place: Hyderabad

Date: 30.05.2019

For Athena Global Technologies Limited

M.Satyendra  
Chairman & Managing Director  
DIN:01843557



**ATHENA GLOBAL TECHNOLOGIES LIMITED**  
( Formerly known as VJIL CONSULTING LIMITED )  
**STATEMENT OF CONSOLIDATED AUDITED FINANCIAL RESULTS FOR THE QUARTER AND YEAR ENDED 31ST MARCH 2019.**

(Rs in Lakhs except for EPS in Rupees)

Particulars	Three Months Ended			Year Ended	
	March 31, 2019	Dec 31,2018	March 31, 2018	March 31, 2019	March 31, 2018
	Audited	Un Audited	Audited	Audited	Audited
<b>I. Income</b>					
Revenue from operations	447.11	331.76	187.62	1,414.69	798.55
Other Income	50.60	32.90	314.75	189.10	429.61
<b>Total Revenue (I + II)</b>	<b>497.71</b>	<b>364.66</b>	<b>502.37</b>	<b>1,603.79</b>	<b>1,228.16</b>
<b>II. Expenses:</b>					
Cost goods Sold	(47.44)	47.92	-	0.68	-
Employee benefits expense	167.52	166.90	134.86	609.18	365.70
Finance cost	3.37	3.05	3.54	11.79	8.58
Depreciation and amortization expense	4.76	6.89	7.04	24.97	26.40
Other expenses	319.46	304.19	293.15	1,009.82	834.87
<b>Total Expenses</b>	<b>447.67</b>	<b>528.95</b>	<b>438.59</b>	<b>1,656.44</b>	<b>1,235.54</b>
<b>V. Profit/(Loss) before exceptional items and tax (III - IV)</b>	<b>50.05</b>	<b>(164.30)</b>	<b>63.78</b>	<b>(52.64)</b>	<b>(7.38)</b>
<b>VI. Exceptional Items</b>	-	-	-	-	-
<b>VII. Profit/(Loss) before tax (V-VI)</b>	<b>50.05</b>	<b>(164.30)</b>	<b>63.78</b>	<b>(52.64)</b>	<b>(7.38)</b>
<b>VIII. Tax expense:</b>					
(1) Current tax	17.79	-	3.87	17.79	3.87
(2) Deferred tax	59.05	(35.87)	(37.50)	56.22	(44.66)
<b>IX. Profit/(Loss) for the period (VII-VIII)</b>	<b>(26.80)</b>	<b>(128.43)</b>	<b>97.41</b>	<b>(126.66)</b>	<b>33.40</b>
<b>X. Other Comprehensive Income</b>					
(a) (i) Items that will not be reclassified to profit or loss	0.67	(14.33)	(3.14)	2.83	(3.14)
(ii) Tax on items that will not be reclassified to profit or loss	-	-	-	-	-
(b) (i) Items that will be reclassified to profit or loss.	12.66	-	-	12.66	-
(ii) Income tax relating to items that will be reclassified to profit or loss	-	-	-	-	-
<b>Total Other Comprehensive income</b>	<b>13.32</b>	<b>(14.33)</b>	<b>(3.14)</b>	<b>15.48</b>	<b>(3.14)</b>
<b>XI. Total Comprehensive Income for the period (IX+X)</b>	<b>(13.48)</b>	<b>(142.76)</b>	<b>94.27</b>	<b>(111.18)</b>	<b>30.26</b>
<b>XII. Paid up Equity Share Capital</b>	<b>1,135.86</b>	<b>1,135.86</b>	<b>1,096.86</b>	<b>1,135.86</b>	<b>1,096.86</b>
(Rs.10/- per Equity Share)					
<b>Other Equity</b>				<b>(2,059.74)</b>	<b>(2,059.54)</b>
<b>Total Comprehensive Income attributable to:</b>					
a) Owners of the company	<b>(10.56)</b>	<b>(93.73)</b>	<b>74.85</b>	<b>(87.08)</b>	<b>37.37</b>
b) Non Controlling Interest	<b>(2.92)</b>	<b>(49.02)</b>	<b>19.42</b>	<b>(24.10)</b>	<b>(7.10)</b>
<b>XIII. Earning per equity share:</b>					
(1) Basic	<b>(0.12)</b>	<b>(1.26)</b>	<b>0.89</b>	<b>(0.98)</b>	<b>0.30</b>
(2) Diluted	<b>(0.12)</b>	<b>(1.26)</b>	<b>0.86</b>	<b>(0.98)</b>	<b>0.30</b>



**Notes:**

- 1) The financial results of the company have been prepared in accordance with Indian Accounting Standards (IND AS) notified under the Companies (Indian Accounting Standards) Rules, 2015 as amended by the companies (Indian Accounting Standards) (Amendment) Rules, 2016.
- 2) Total Income for the current quarter is Rs.497.71 Lakhs compared to Rs. 502.37 Lakhs for the corresponding quarter of the previous year. Total Income for the financial year ended 31st March 2019 is Rs.1603.79 Lakhs compared to Rs.1228.16 Lakhs for the previous year.
- 3) The Profit before tax for the current quarter is Rs.50.05 Lakhs compared to Rs. 63.78 Lakhs for the corresponding quarter of the previous year. The Profit before tax for the financial year ended 31st March 2019 is Rs. (52.64) Lakhs compared to Rs. (7.38) Lakhs for the previous year.
- 4) The Profit After tax for the current quarter is Rs.(26.80) Lakhs compared to Rs.97.41 Lakhs for the corresponding quarter of the previous year. The Profit after tax for the financial year ended 31st March 2019 is Rs.(126.66) Lakhs compared to Rs.33.40 Lakhs for the previous year.
- 5) The aforementioned results are reviewed by the Audit Committee of the Board and subsequently taken on record by the board of directors at its meeting held on 30th May, 2019. The statement included the results for the quarter ended 31st March 2019 and 31st March 2018 being the balancing figure of the audited figures in respect of the full financial year and the published year to date figures upto the third quarter of the respective financial years, which were subject to limited review by the respective auditors.
- 6) **Qualification by the Auditors:**  
The Company has not provided interest in respect of outstanding long term borrowings of Rs. 72.12 lakhs as on 31st March 2019 and unsecured loans are subjected to reconciliation and confirmation.
- Management Reply:**  
The management is in the discussion with the parties for the final settlement in respect of the above referred unsecured loans and is likely to be settled before the end of next financial year. The impact on the accounts is not ascertained.
- 7) Figures for the previous year/period have been regrouped/reclassified where ever necessary to conform to the current year's/period's presentation.
- 8) The results for the year ended 31st March 2019 are also available on the Bombay Stock Exchange website and on the Company's website i.e. [www.bseindia.com](http://www.bseindia.com) and [www.athenaglobaltechnologies.com](http://www.athenaglobaltechnologies.com)

Place: Hyderabad  
Date: 30.05.2019

For Athena Global Technologies Limited

M.Satyendra  
Chairman & Managing Director  
DIN:01843557



ATHENA GLOBAL TECHNOLOGIES LIMITED  
( Formerly known as VJIL CONSULTING LIMITED )  
Standalone Statement of Assets and Liabilities

(Rs.in Lakhs)

Particulars	31.03.2019 (Audited)	31.03.2018(Audited)
<b>Assets</b>		
<b>Non-current Assets</b>		
(a) Property, Plant and Equipment	340.65	361.20
(b) Capital Work-In-Progress	55.53	55.53
(c) Intangibles under Development	37.04	93.46
(d) Financial Assets		
(i) Investments	455.34	410.34
(iii) Other Financial Assets	50.20	50.14
(e) Deffered tax asset	30.74	71.01
	<b>969.49</b>	<b>1,041.68</b>
<b>Current assets</b>		
(a) Inventories	119.27	2.92
(b) Financial Assets		
(i) Trade Receivables	445.89	255.33
(ii) Loans and Advances	813.43	135.92
(ii) Cash and Cash Equivalents	34.15	85.35
(iii) Other Financial Assets	296.69	337.43
(c) Current Tax Assets (Net)	117.11	26.48
(d) Other Current Assets	100.48	86.32
	<b>1,927.03</b>	<b>929.75</b>
<b>TOTAL</b>	<b>2,896.52</b>	<b>1,971.43</b>
<b>EQUITY AND LIABILITIES</b>		
<b>Equity</b>		
(a) Equity Share Capital	1,135.86	1,096.86
(b) Other Equity	-1,888.79	-1,955.56
	<b>-752.93</b>	<b>-858.70</b>
<b>Liabilities</b>		
<b>Non-Current Liabilities</b>		
(a) Financial Liabilities		
(i) Borrowings	27.90	45.22
(ii) Other Financial Liabilities	2,265.19	1,704.84
(b) Other Non-current Liabilities	275.55	115.96
(c) Employee benefit obligations	46.43	46.43
	<b>2,615.08</b>	<b>1,912.45</b>
<b>Current Liabilities</b>		
(a) Financial Liabilities		
(i) Borrowings	214.24	157.91
(ii) Other Financial Liabilities	578.32	476.61
(b) Current tax Liabilities	17.79	3.87
(c) Other Current Liabilities	190.96	246.22
(d) Employee benefit obligations	33.06	33.06
	<b>1,034.38</b>	<b>917.67</b>
<b>TOTAL</b>	<b>2,896.52</b>	<b>1,971.42</b>

Place: Hyderabad  
Date: 30.05.2019

For Athena Global Technologies Limited

M.Satyendra  
Chairman & Managing Director  
DIN: 0184357



ATHENA GLOBAL TECHNOLOGIES LIMITED  
( Formerly known as VJIL CONSULTING LIMITED )  
Consolidated Statement of Assets and Liabilities

(Rs.in Lakhs)

Particulars	31.03.2019 (Audited)	31.03.2018(Audited)
<b>Assets</b>		
<b>Non-current Assets</b>		
(a) Property, Plant and Equipment	381.58	377.93
(b) Other Intangibles	186.61	158.39
(c) Capital Work-In-Progress	55.53	55.53
(d ) Intangibles under Development	522.06	301.38
(e) Financial Assets		
(i) Other Financial Assets	50.20	50.14
(f) Deffered tax asset	18.22	78.17
(g) Other Non-current Assets	531.19	262.37
	<b>1,745.39</b>	<b>1,283.91</b>
<b>Current assets</b>		
(a)Inventory	119.27	2.92
(b) Financial Assets		
(i) Trade Receivables	445.85	263.25
(ii) Cash and Cash Equivalents	41.84	92.77
(iii) Loans and Advances	4.52	6.25
(iv) Other Financial Assets	296.69	337.43
(c) Current Tax Assets (Net)	117.11	26.48
(d) Other Current Assets	209.80	278.73
	<b>1,235.08</b>	<b>1,007.82</b>
	<b>2,980.47</b>	<b>2,291.72</b>
<b>EQUITY AND LIABILITIES</b>		
<b>Equity</b>		
(a) Equity Share Capital	1,135.86	1,096.86
(b) Other Equity	-2,059.74	-2,059.54
(c) Money Received against Share Warrants	-	69.50
	<b>-923.88</b>	<b>-893.18</b>
<b>Non- Controlling Interest</b>		
	80.35	121.73
<b>Liabilities</b>		
<b>Non-Current Liabilities</b>		
(a) Financial Liabilities		
(i) Borrowings	27.90	45.22
(ii) Other Financial Liabilities	2,265.19	1,704.84
(b) Other Non-current Liabilities	275.55	120.54
(c)Employee benefit obligations	56.11	46.43
	<b>2,624.76</b>	<b>1,917.03</b>
<b>Current Liabilities</b>		
(a)Trade Payables	1.65	
(b) Financial Liabilities		
(i) Borrowings	179.61	293.83
(ii) Trade Payables		
(iii) Other Financial Liabilities	709.73	531.18
(c)Current Tax Provision	7.89	3.87
(d) Other Current Liabilities	266.97	284.02
(e)Employee benefit obligations	33.38	33.24
	<b>1,199.24</b>	<b>1,146.14</b>
<b>TOTAL</b>	<b>2,980.47</b>	<b>2,291.72</b>

Place: Hyderabad  
Date: 30.05.2019

For Athena Global Technologies Limited

M Satyendra  
Chairman & Managing Director  
DIN: 01843557





ATHENA GLOBAL TECHNOLOGIES LIMITED					
( Formerly known as VJIL CONSULTING LIMITED )					
AUDITED SEGMENT-WISE REVENUE, RESULTS, ASSETS AND LIABILITIES FOR THE QUARTER AND YEAR ENDED 31ST MARCH, 2018.					
STANDALONE SEGMENT WISE RESULTS (Rs in Lakhs)					
Particulars	Three Months Ended			Year Ended	
	March 31, 2019	Dec 31,2018	March 31, 2018	March 31, 2019	March 31, 2018
	Audited	Un Audited	Audited	Audited	Audited
<b>1. Segment Revenue</b>					
(a) Software services	231.51	262.34	459.77	929.34	1,064.13
(b) Real Estate	360.09	98.23	38.73	754.81	154.59
<b>Gross Revenue from sale of Products and services</b>	<b>591.59</b>	<b>360.57</b>	<b>498.50</b>	<b>1,684.14</b>	<b>1,218.72</b>
<b>2. Segment Results</b>					
(a) Software services	-300.27	-78.22	77.06	-458.13	-0.04
(b) Real Estate	409.51	-21.98	3.94	569.60	19.04
<b>Profit before tax</b>	<b>109.24</b>	<b>-100.20</b>	<b>81.00</b>	<b>111.47</b>	<b>19.00</b>
<b>3. Segment Assets</b>					
(a) Software services	2,477.47	2,880.08	1,637.03	2477.47	1637.03
(b) Real Estate	419.05	678.29	334.40	419.05	334.40
<b>Total Assets</b>	<b>2,896.52</b>	<b>3,558.37</b>	<b>1,971.43</b>	<b>2,896.52</b>	<b>1,971.43</b>
<b>4. Segment Liabilities</b>					
(a) Software services	776.71	1,443.95	1,685.16	776.71	1,685.16
(b) Real Estate	2,872.75	2,942.44	1,144.96	2,872.75	1,144.96
<b>Total Liabilities</b>	<b>3,649.45</b>	<b>4,386.39</b>	<b>2,830.12</b>	<b>3,649.45</b>	<b>2,830.12</b>

**Notes:**

- The company's corporate strategy aims at creating multiple drivers of growth anchored on its core competence. The company is currently focused on two segments.
- The business segments comprise the following:
  - Software services : Software development and maintenance services
  - Real Estate: Revenue from Sale of flats
- The segment wise Revenue, Results, Assets and Liabilities figures related to the respective amounts directly identifiable to each of the segments. Unallocable expenditure include expenses incurred on common services at the corporate level.

Place : Hyderabad  
Date: 30.05.2019

For Athena Global Technologies Limited



M.Satyendra  
Chairman & Managing Director  
DIN: 01843557



ATHENA GLOBAL TECHNOLOGIES LIMITED					
( Formerly known as VJIL CONSULTING LIMITED )					
AUDITED SEGMENT-WISE REVENUE, RESULTS, ASSETS AND LIABILITIES FOR THE QUARTER AND YEAR ENDED 31ST MARCH, 2018.					
CONSOLIDATED SEGMENT WISE RESULTS (Rs in Lakhs)					
Particulars	Three Months Ended			Year Ended	
	March 31, 2019	Dec 31, 2018	March 31, 2018	March 31, 2019	March 31, 2018
	Audited	Un Audited	Audited	Audited	Audited
<b>1. Segment Revenue</b>					
(a) Software services	118.60	266.43	463.63	829.97	1,073.56
(b) Real Estate	360.09	98.23	38.73	754.81	154.59
(c) IT enabled & Business support services	5.84	-	-	19.02	-
<b>Gross Revenue from sale of Products and services</b>	<b>484.52</b>	<b>364.66</b>	<b>502.36</b>	<b>1,603.79</b>	<b>1,228.16</b>
<b>2. Segment Results</b>					
(a) Software services	-306.31	-142.32	59.84	-501.41	-26.43
(b) Real Estate	409.51	-21.98	3.94	569.60	19.04
(c) IT enabled & Business support services	-53.16	-	-	-120.84	-
<b>Profit before tax</b>	<b>50.04</b>	<b>-164.30</b>	<b>63.78</b>	<b>-52.64</b>	<b>-7.38</b>
<b>3. Segment Assets</b>					
(a) Software services	1,223.67	2,880.08	1,957.32	1,223.67	1957.32
(b) Real Estate	419.05	678.29	334.40	419.05	334.40
(c) IT enabled & Business support services	1,337.74	-	-	1,337.74	-
<b>Total Assets</b>	<b>2,980.47</b>	<b>3,558.37</b>	<b>2,291.72</b>	<b>2,980.47</b>	<b>2,291.72</b>
<b>4. Segment Liabilities</b>					
(a) Software services	737.32	1,443.95	1,918.22	737.32	1,918.22
(b) Real Estate	2,872.75	2,942.44	1,144.96	2,872.75	1,144.96
(c) IT enabled & Business support services	213.93	-	-	213.93	-
<b>Total Liabilities</b>	<b>3,824.00</b>	<b>4,386.39</b>	<b>3,063.17</b>	<b>3,824.00</b>	<b>3,063.17</b>

**Notes:**

1) The company's corporate strategy aims at creating multiple drivers of growth anchored on its core competence. The company is currently focused on three segments.

2) The business segments comprise the following:

(a) Software services : Software development and maintenance services

(b) Real Estate: Revenue from Sale of flats

(c) IT enabled & Business support services: provision of B2B software platform and business support services in pharmaceuticals segment.

3) The segment wise Revenue, Results, Assets and Liabilities figures related to the respective amounts directly identifiable to each of the segments. Unallocable expenditure include expenses incurred on common services at the corporate level.

Place : Hyderabad

Date: 30.05.2019

For Athena Global Technologies Limited



M.Satyendra  
Chairman & Managing Director  
DIN: 01843557





### Independent Auditor's Report

The Board of Directors of Athena Global Technologies Limited (Formerly known as VJIL Consulting Limited)

1. We have audited the accompanying Statement of Standalone Financial Results of M/s **ATHENA GLOBAL TECHNOLOGIES LIMITED (Formerly known as VJIL Consulting Limited)** ('the Company') for the year ended 31<sup>st</sup> March, 2019 ('the Statement'), being submitted by the Company pursuant to the requirement of Regulation 33 of the SEBI (Listing Obligations and Disclosure Requirements) Regulations, 2015, as modified by Circular No. CIR/CFD/FAC/62/2016 dated July 5, 2016.
2. The Statement, which is the responsibility of the Company's management and approved by the Board of Directors, has been compiled from the related Standalone financial statements which has been prepared in accordance with the Indian Accounting Standards prescribed under Section 133 of the Companies Act, 2013 read with relevant rules issued there under ('Ind AS') and other accounting principles generally accepted in India. Our responsibility is to express an opinion on the Statement based on our audit of such Standalone financial statements.
3. We conducted our audit in accordance with the Standards on Auditing issued by the Institute of Chartered Accountants of India. Those Standards require that we comply with ethical requirements and plan and perform the audit to obtain reasonable assurance about whether the Statement is free from material misstatement.

An audit involves performing procedures to obtain audit evidence about the amounts and the disclosures in the Statement. The procedures selected depend on the auditor's judgment, including the assessment of the risks of material misstatement of the Statement, whether due to fraud or error. In making those risk assessments, the auditor considers internal control relevant to the Company's preparation and fair presentation of the Statement in order to design audit procedures that are appropriate in the circumstances, but not for the purpose of expressing an opinion on the effectiveness of the company's internal control. An audit also includes evaluating the appropriateness of the accounting policies used and the



reasonableness of the accounting estimates made by the Management, as well as evaluating the overall presentation of the Statement.

We believe that the audit evidence obtained by us is sufficient and appropriate to provide a basis for our audit opinion.

4. We draw our attention to Note 6 to the Statement of Standalone financial results regarding, non-providing for interest on long term borrowings of Rs. 72.12 lakhs as at 31<sup>st</sup> March, 2019 the impact of which is not ascertainable.
5. In our opinion and to the best of our information and according to the explanations given to us, except for the matters stated in paragraph 4 above these Standalone Financial Results for the year:
  - (i) is presented in accordance with the requirements of Regulation 33 of the SEBI (Listing Obligations and Disclosure Requirements) Regulations, 2015 as modified by Circular No. CIR/CFD/FAC/62/2016 dated July 5, 2016; and
  - (ii) gives a true and fair view in conformity with the aforesaid Indian Accounting Standards and other accounting principles generally accepted in India of the net profit and total comprehensive income and other financial information of the Company for year ended March 31, 2019.

for RAMANATHAM & RAO

FRN: 2934S

Chartered Accountants



(K SREENIVASAN)

Partner

ICAI Membership No. 206421

Place: Hyderabad

Date: May 30, 2019





### Independent Auditor's Report

The Board of Directors of Athena Global Technologies Limited (Formerly known as VJIL Consulting Limited)

1. We have audited the accompanying Statement of Consolidated Financial Results of M/s **ATHENA GLOBAL TECHNOLOGIES LIMITED (Formerly known as VJIL Consulting Limited)** ('the Parent') and its subsidiaries (the parent and its subsidiaries together referred to as 'The Group') for the year ended 31<sup>st</sup> March, 2019 ('the Statement'), being submitted by the Parent pursuant to the requirement of Regulation 33 of the SEBI (Listing Obligations and Disclosure Requirements) Regulations, 2015, as modified by Circular No. CIR/CFD/FAC/62/2016 dated July 5, 2016.
2. The Statement, which is the responsibility of the Parent's management and approved by the Board of Directors, has been compiled from the related Consolidated financial statements which has been prepared in accordance with the Indian Accounting Standards prescribed under Section 133 of the Companies Act, 2013 read with relevant rules issued there under ('Ind AS') and other accounting principles generally accepted in India. Our responsibility is to express an opinion on the Statement based on our audit of such consolidated financial statements.
3. We conducted our audit in accordance with the Standards on Auditing issued by the Institute of Chartered Accountants of India. Those Standards require that we comply with ethical requirements and plan and perform the audit to obtain reasonable assurance about whether the Statement is free from material misstatement.

An audit involves performing procedures to obtain audit evidence about the amounts and the disclosures in the Statement. The procedures selected depend on the auditor's judgment, including the assessment of the risks of material misstatement of the Statement, whether due to fraud or error. In making those risk assessments, the auditor considers internal control relevant to the Company's preparation and fair presentation of the Statement in order to design audit procedures that are appropriate in the circumstances, but not for the purpose of expressing an opinion on the effectiveness of the Parent's internal control. An audit also includes evaluating the appropriateness of the accounting policies used and the



reasonableness of the accounting estimates made by the Management, as well as evaluating the overall presentation of the Statement.

We believe that the audit evidence obtained by us and the audit evidence obtained by the other auditors in terms of their reports referred to in paragraph 5 below is sufficient and appropriate to provide a basis for our audit opinion.

4. We draw our attention to Note 6 to the Statement of Consolidated financial results regarding, non-providing for interest on long term borrowings of Rs. 72.12 lakhs as at 31<sup>st</sup> March, 2019 the impact of which is not ascertainable.
5. In our opinion and to the best of our information and according to the explanations given to us, except for the matters if any stated in paragraph 4 above these Consolidated Financial Results for the year and based on the consideration of the reports of the other auditors on the financial information of subsidiary referred to in below, the Statement:
  - a) Includes the results of the following entity:
    - (i) Medley Medical Solutions Private Limited, Hyderabad
    - (ii) Tutoroot Technologies Private Limited, Hyderabad
  - b) is presented in accordance with the requirements of Regulation 33 of the SEBI (Listing Obligations and Disclosure Requirements) Regulations, 2015 as modified by Circular No. CIR/CFD/FAC/62/2016 dated July 5, 2016; and
  - c) gives a true and fair view in conformity with the aforesaid Indian Accounting Standards and other accounting principles generally accepted in India of the net profit and total comprehensive income and other financial information of the Company for year ended March 31, 2019.
6. We did not audit the financial information of 2 subsidiaries included in the consolidated financial results, whose financial information reflect total assets of Rs. 1446.50 lakhs as at March 31, 2019, total revenues of Rs. 20.18 lakhs; total net profit/(Loss) after tax of Rs. (181.29) lakhs; and total comprehensive Income/(loss) of Rs. (178.47) lakhs for the year ended March 31, 2019, as considered in the consolidated financial results. These financial information have been audited by other auditors whose reports has been furnished to us and our opinion on the consolidated financial results, in so far as it relates to the amounts and



disclosures included in respect of these subsidiaries, is based solely on the reports of the other auditors.


Our opinion on the Statement is not modified in respect of the above matter with respect to our reliance on the work done and the reports of the other auditors.

7. The Statement includes the results for the quarter ended March 31, 2019 being the balancing figure between audited figures in respect of the full financial year and the published year to date figures up to the third quarter of the current financial year, which were subject to limited review.

for RAMANATHAM & RAO

FRN: 2934S

Chartered Accountants



(K SREENIVASAN)

Partner

ICAI Membership No. 206421

Place: Hyderabad





Date: May 30, 2019



## ANNEXURE I

### Statement on Impact of Audit Qualifications (for audit report with modified opinion) submitted along-with Annual Audited Financial Results - (Standalone)

(Rs. In Lakhs)





Statement on Impact of Audit Qualifications for the Financial Year ended March 31, 2019				
[See Regulation 33 / 52 of the SEBI (LODR) (Amendment) Regulations, 2016]				
I.	Sl. No.	Particulars	Audited Figures (as reported before adjusting for qualifications)	Adjusted Figures (audited figures after adjusting for qualifications)
	1.	Turnover / Total income	1684.14	The Impact of the Interest to be provided on outstanding of Long Term Borrowings of Rs. 72.12 lakhs in the books of accounts is not ascertainable.
	2.	Total Expenditure	1572.68	
	3.	Net Profit/(Loss) after tax before comprehensive income	53.41	
	4.	Earnings Per Share (Basic)	0.47	
	5.	Total Assets	2896.52	
	6.	Total Liabilities	3649.45	
	7.	Net Worth	(752.93)	
	8.	Any other financial item(s) (as felt appropriate by the management)	-	
<b>II. Audit Qualification (each audit qualification separately):</b>				
	a.	<b>Details of Audit Qualification:</b> The company has not provided interest in respect of outstanding long term borrowing of Rs. 72.12 Lakhs for the year ending 31st March 2019.		
	b.	<b>Type of Audit Qualification :</b> Qualified Opinion		
	c.	<b>Frequency of qualification:</b> repetitive from 2011-12		
	d.	<b>For Audit Qualification(s) where the impact is quantified by the auditor, Management's Views:</b> The management is in the discussion with the parties of the unsecured loans for final settlement in respect of the above referred unsecured loans and is likely to be settle before the end of next financial year.		
	e.	<b>For Audit Qualification(s) where the impact is not quantified by the auditor:</b>		
		(i) <b>Management's estimation on the impact of audit qualification:</b> The impact of the same on the accounts is not ascertainable by the management.		
		(ii) <b>If management is unable to estimate the impact, reasons for the same:</b> The management is in the discussion with the parties of the unsecured loans for final settlement in respect of the above referred unsecured loans and is likely to be settle before the end of the next financial year and The impact of the same on the accounts is not ascertained by the management.		
		(iii) <b>Auditors' Comments on (i) or (ii) above:</b> The impact of the above on the accounts is not ascertainable as per representation given by the management.		
<b>III. Signatories:</b>				
	•	CEO/Managing Director: Mr. M Satyendra		
	•	CFO : Mrs. M Sunitha	Sd/-	
	•	Audit Committee Chairman: Mr Prudviraju Manthana		
	•	Statutory Auditor: M/s Ramanatham & Rao, Chartered Accountants, K Sreenivasan, Partner	 M.N.206421	
		Place: Hyderabad		
		Date: 30-05-2019		



## ANNEXURE I

### Statement on Impact of Audit Qualifications (for audit report with modified opinion) submitted along-with Annual Audited Financial Results - (Consolidated)

(Rs. In Lakhs)

<b>Statement on Impact of Audit Qualifications for the Financial Year ended March 31, 2019</b> [See Regulation 33 / 52 of the SEBI (LODR) (Amendment) Regulations, 2016]				
I.	Sl. No.	Particulars	Audited Figures (as reported before adjusting for qualifications)	Adjusted Figures (audited figures after adjusting for qualifications)
	1.	Total income	1603.79	The Impact of the Interest to be provided on outstanding of Long Term Borrowings of Rs. 72.12 lakhs in the books of accounts is not ascertainable.
	2.	Total Expenditure	1656.44	
	3.	Net Profit/(Loss) after tax before comprehensive income	(226.66)	
	4.	Earnings Per Share (Basic)	(0.98)	
	5.	Total Assets	2980.47	
	6.	Total Liabilities	3904.35	
	7.	Net Worth	(923.88)	
	8.	Any other financial item(s) (as felt appropriate by the management)	-	
<b>II. Audit Qualification (each audit qualification separately):</b>				
	f.	<b>Details of Audit Qualification:</b> The company has not provided interest in respect of outstanding long term borrowing of Rs. 72.12 Lakhs for the year ending 31st March 2019.		
	g.	<b>Type of Audit Qualification :</b> Qualified Opinion		
	h.	<b>Frequency of qualification:</b> repetitive from 2011-12		
	i.	<b>For Audit Qualification(s) where the impact is quantified by the auditor, Management's Views:</b> The management is in the discussion with the parties of the unsecured loans for final settlement in respect of the above referred unsecured loans and is likely to be settle before the end of next financial year.		
	j.	<b>For Audit Qualification(s) where the impact is not quantified by the auditor:</b>		
		(iv) <b>Management's estimation on the impact of audit qualification:</b> The impact of the same on the accounts is not ascertainable by the management.		
		(v) <b>If management is unable to estimate the impact, reasons for the same:</b> The management is in the discussion with the parties of the unsecured loans for final settlement in respect of the above referred unsecured loans and is likely to be settle before the end of the next financial year and The impact of the same on the accounts is not ascertained by the management.		
		(vi) <b>Auditors' Comments on (i) or (ii) above:</b> The impact of the above on the accounts is not ascertainable as per representation given by the management.		
<b>III. Signatories:</b>				
		• CEO/Managing Director: Mr. M Satyendra		
		• CFO : Mrs. M Sunitha	Sd/- 	
		• Audit Committee Chairman: Mr Prudviraju Manthena		
		• Statutory Auditor: M/s Ramanatham & Rao, Chartered Accountants, K Sreenivasan, Partner	 M.N. 20642	
		Place: Hyderabad		
		Date: 30-05-2019		