



Wealth from Waste

Alufluoride Ltd.

Mulagada, Mindi, Visakhapatnam 530 012, India
+91 891 254 8567 | Contact@alufluoride.com
www.alufluoride.com
CIN – L24110AP1984PLC005096

Date: 3rd November, 2023

To,
The Corporate Relationship Department
BSE Limited
Phiroze Jeejeebhoy Towers,
Dalal Street, Mumbai 400 001.
Scrip Code: 524634

Sub: Outcome of the Board Meeting held on 3rd November, 2023.

Dear Sirs,

This is in reference to our earlier intimation dated 25th October, 2023 pursuant to Regulation 30 read with Regulation 33 of the Securities and Exchange Board of India (Listing Obligations and Disclosure Requirements) Regulations, 2015 ("Listing Regulations"), regarding holding of Board Meeting on 3rd November, 2023 to inter alia approve the Unaudited Standalone and Consolidated Financial Results for the quarter and half year ended 30th September, 2023. The Board of Directors at its meeting held today i.e. 3rd November, 2023, has, inter alia:

1. Approved the Unaudited Standalone and Consolidated Financial Results for the quarter and half year ended 30th September, 2023. Accordingly, we are enclosing herewith Unaudited Standalone and Consolidated Financial Results for the quarter and half year ended 30th September, 2023. These results have been subjected to limited review by statutory auditors who have expressed an unmodified review report. The Limited Review Report of the Statutory Auditors of the Company is enclosed herewith.
2. Fixed the date of the Extra-ordinary General Meeting of the Company as 11th December, 2023 for appointment of Sri Sohrab Chinoy Kersasp (DIN: 03300321) as Non-Executive and Independent Director of the Company.

The meeting of the Board of Directors of the Company commenced at 12.00 P.M. and concluded at 1.45 P.M.

Kindly take the same on record.

Yours Faithfully
For **Alufluoride Limited**

Vaishali Kohli
Company Secretary and Compliance Officer
Membership No.: ACS 63818

Encl.: a/a



BRAHMAYYA & CO.,

CHARTERED ACCOUNTANTS

at VIJAYAWADA, HYDERABAD, VISAKHAPATNAM, GUNTUR, KAKINADA. TANUKU

LIMITED REVIEW REPORT ON THE STANDALONE UNAUDITED FINANCIAL RESULTS OF “ALUFLUORIDE LIMITED, VISAKHAPATNAM” FOR THE QUARTER ENDED 30th SEPTEMBER, 2023 PURSUANT TO THE REGULATION 33 OF THE SEBI (LISTING OBLIGATIONS AND DISCLOSURE REQUIREMENTS) REGULATIONS, 2015, AS AMENDED (“REVIEW REPORT”)

To
The Board of Directors of Alufluoride Limited

- (a) We have reviewed the standalone unaudited financial results of Alufluoride Limited (the “Company”) for the quarter ended 30th September, 2023 which are included in the accompanying Statement of standalone unaudited financial results for the quarter ended 30th September, 2023 (the "Statement"), being submitted by the Company pursuant to the requirements of Regulation 33 of the SEBI (Listing Obligations and Disclosure Requirements) Regulations, 2015, as modified by Circular No.CIR/CFD/FAC/62/2016 dated 5th July 2016.
- (b) The statement is the responsibility of the Company’s management and has been approved by the Board of Directors at its meeting held on 03rd November, 2023. Our responsibility is to issue a report on the Statement, based on our review.
- (c) We conducted our review in accordance with the Standard on Review Engagement (SRE) 2410, “Review of Interim Financial Information Performed by the Independent Auditor of the Entity” specified under section 143 (10) of the Companies Act, 2013. This standard requires that we plan and perform the review to obtain moderate assurance as to whether the financial results are free of material misstatement. A review is limited primarily to inquiries of Company’s personnel and analytical procedures applied to financial data and thus provides less assurance than an audit. We have not performed an audit and accordingly, we do not express an audit opinion.



3-16C-40/1, Shanti Nagar, KAKINADA – 533 003, Andhra Pradesh, INDIA

Telephones: (0884) 2374402 / 2374404

E MAIL eshmohan@brahmayya.com

(d) Based on our review conducted as above, nothing has come to our attention that causes us to believe that the accompanying Statement for the quarter ended 30th September, 2023 prepared in accordance with the applicable Indian Accounting Standards (Ind AS) prescribed under Section 133 of the Companies Act, 2013 read with relevant rules issued thereunder and other recognised accounting practices and policies, has not disclosed the information required to be disclosed in terms of Regulation 33 of the SEBI (Listing Obligations and Disclosure Requirements) Regulations, 2015 read with SEBI Circular No.CIR/CFD/FAC/62/2016 dated 5th July 2016 as amended including the manner in which it is to be disclosed, or that it contains any material misstatement.



For BRAHMAYYA & CO.,
Chartered Accountants
(Firm Registration No. 000513S)

ESH

(E S H Mohan)
Partner

Membership No.028134

UDIN: 230251346WVJL8429

Place: Kakinada
Date: 03.11.2023



Wealth from Waste

Alufluoride Ltd.

Mulagada, Mindi, Visakhapatnam 530 012, India

+91 891 2548567 | Contact@alufluoride.com

www.alufluoride.com

STANDALONE UNAUDITED FINANCIAL RESULTS FOR THE QUARTER AND HALF YEAR ENDED 30th SEPTEMBER, 2023

(Rs. in Lakhs)

S.No	Particulars	Quarter Ended			Half Year Ended		Year Ended
		30-09-2023 (Unaudited)	30-06-2023 (Unaudited)	30-09-2022 (Unaudited)	30-09-2023 (Unaudited)	30-09-2022 (Unaudited)	31-03-2023 (Audited)
1	Income						
	Revenue from operations	4,324.85	3,662.85	3,585.57	7,987.69	6,276.98	13,610.86
	Revenue from solar units	138.28	10.52	-	148.80	-	150.73
	Other Income	52.50	24.30	20.93	76.80	45.26	129.90
	Total Income	4,515.63	3,697.67	3,606.50	8,213.29	6,322.24	13,891.49
2	Expenses						
	(a) Cost of materials consumed	2,194.24	1,427.70	2,107.17	3,621.95	3,579.57	7,476.59
	(b) Changes in Inventories of finished goods, work-in-progress and stock-in-trade	165.40	515.87	(204.92)	681.26	(312.44)	(432.11)
	(c) Employee benefit expense	170.91	175.32	159.96	346.23	286.12	605.03
	(d) Finance costs	81.46	82.22	64.68	163.68	129.84	288.32
	(e) Depreciation	215.85	208.62	173.19	424.47	338.98	741.46
	(f) Power & Fuel	551.16	516.68	646.94	1,067.83	1,213.95	2,290.39
	(g) Sales/Shipment Expenses	69.47	64.21	50.81	133.68	85.87	176.82
	(h) Other Expenses:	242.73	173.75	179.43	416.48	330.86	805.16
	Total Expenses (a) to (h)	3,691.22	3,164.37	3,177.26	6,855.58	5,652.75	11,951.66
3	Total Profit before Exceptional Items & Tax (1-2)	824.41	533.30	429.24	1,357.71	669.49	1,939.83
4	Exceptional Item	-	-	-	-	-	14.29
5	Total Profit before Tax (3-4)	824.41	533.30	429.24	1,357.71	669.49	1,925.54
6	Tax Expenses	226.84	169.56	97.54	396.40	164.08	537.14
7	Net Profit for the period from continuing operations (5-6)	597.57	363.74	331.70	961.31	505.41	1,388.40
8	Profit/ (loss) from discontinued operations	-	-	-	-	-	-
9	Tax expense of discontinued operations	-	-	-	-	-	-
10	Net Profit/ (loss) from discontinuing operations (after tax) (8-9)	-	-	-	-	-	-
11	Total Profit for the period (7+10)	597.57	363.74	331.70	961.31	505.41	1,388.40
12	Other comprehensive income net of taxes	0.02	13.95	21.94	13.97	7.45	26.11
13	Total comprehensive income for the period (11+12)	597.59	377.69	353.64	975.28	512.86	1,414.51
14	Paid-up Equity Share Capital	782.05	782.05	782.05	782.05	782.05	782.05
15	Face value of Equity Share Capital	10.00	10.00	10.00	10.00	10.00	10.00
16	Earnings per share (From continuing operations)						
	Basic	7.64	4.65	4.24	12.29	6.46	17.75
	Diluted	7.64	4.65	4.24	12.29	6.46	17.75
	Earnings per share (From discontinuing operations)						
	Basic	-	-	-	-	-	-
	Diluted	-	-	-	-	-	-
	Earnings per share (From continuing and discontinuing operations)						
	Basic	7.64	4.65	4.24	12.29	6.46	17.94
	Diluted	7.64	4.65	4.24	12.29	6.46	17.94

Contd..2

For ALUFLUORIDE LIMITED

K. Purushotham Naidu
(K) Purushotham Naidu
Director Finance & Commercial

CIN – L24110AP1984PLC005096




Continuation Sheet

Standalone Statement of Assets and Liabilities as at 30th September 2023

(Rs. in Lakhs)

S.No.	Particulars	As at 30-09-2023 (Unaudited)	As at 31-03-2023 (Audited)
	ASSETS		
1	Non-current assets		
	(a) Property, Plant and Equipment	5,938.30	5,781.30
	(b) Capital work-in-progress	43.45	212.72
	(c) Right to Use Assets	585.74	606.62
	(d) Financial assets		-
	(i) Investments	433.43	164.94
	(ii) Others	104.86	104.86
	(e) Other non-current assets	159.66	183.15
	(f) Deferred tax Asset (Net)	-	-
2	Current assets		
	(a) Inventories	984.42	1,597.85
	(b) Financial assets		
	(i) Trade receivables	1,420.70	1,372.23
	(ii) Cash and cash equivalents	80.35	176.81
	(iii) Bank balances other than above	64.35	30.83
	(iv) Investments	2,509.29	1,015.26
	(v) Others	102.51	178.84
	© Other current assets	77.31	98.51
	(d) Current Tax Asset (Net)	-	-
	Total Assets	12,504.37	11,523.92
	EQUITY AND LIABILITIES		
	Equity		
	(a) Equity Share Capital	782.05	782.05
	(b) Other Equity	6,974.08	6,155.21
	LIABILITIES		
1	Non-current liabilities		
	(a) Financial Liabilities		
	(i) Borrowings	1,225.60	1,489.88
	(ia) Lease Liabilities	653.00	697.71
	(b) Provisions	362.91	342.76
	(c) Deferred Tax Liabilities (Net)	199.52	199.59
2	Current liabilities		
	(a) Financial liabilities		
	(i) Borrowings	810.96	839.58
	(ia) Lease Liabilities	89.06	88.34
	(ii) Trade Payables		
	(a) Total outstanding due to Micro, Small & Medium Enterprises	34.55	1.20
	(b) Total outstanding due to other than Micro, Small & Medium Enterprises	816.90	508.60
	(iii) Other financial liabilities	225.13	289.46
	(b) Other current liabilities	86.81	47.28
	(c) Provisions	66.28	57.48
	(d) Current Tax Liabilities (Net)	177.52	24.78
	Total Equity and Liabilities	12,504.37	11,523.92

For ALUFLUORIDE LIMITED


 Purushotham Naidu
 Director Finance & Commercial

Contd..3


Continuation Sheet

Standalone Statement of Cash Flows for the Half year ended 30th September, 2023

		(Rs. in Lakhs)	
	Particulars	As at 30-09-2023 (Unaudited)	As at 30-09-2022 (Unaudited)
A)	Cash Flow from Operating Activities:		
	Profit for the year before Tax		
	Profit from continuing operations	1,357.70	669.49
	Profit/(Loss) from discontinued operations	-	-
	Profit before tax	1,357.70	669.49
	Adjustments to reconcile profit before tax to net cash flows:		
	Depreciation of property, plant and equipment	424.47	338.98
	Finance costs	163.68	129.84
	Excess provisions of earlier years written back	(0.21)	-
	Income from fixed deposits	(4.65)	-
	Income from Investments	-	(2.25)
	Write off property, plant & equipment	-	-
	Gain on sale of investments	(42.55)	(6.60)
	Operating Profit before Working Capital changes	1,898.44	1,129.46
	Movement in Working capital:		
	(Increase) /Decrease in Trade receivables	(48.46)	(449.21)
	(Increase) /Decrease in financial and non-financial assets	108.37	158.79
	(Increase) /Decrease in inventories	613.42	(226.25)
	Increase /(Decrease) in provisions	28.95	21.75
	Increase /(Decrease) in trade and other payables	318.27	413.99
	Cash generated from operations	2,918.99	1,048.53
	Income Tax (paid)/refund	(243.72)	(114.89)
	Net Cash generated in operations	2,675.27	933.64
B)	Cash Flow from Investing Activities:		
	Purchase of property, plant and equipments	(581.47)	(1,268.61)
	(Increase)/Decrease in Capital Work in progress	169.28	178.25
	Cash outflow for investment in Wholly Owned Subsidiary	(268.13)	-
	Net (Purchase)/sale of financial instruments	(1,437.50)	412.25
	Income from Fixed deposits	4.65	2.25
	Net cash flows used in investing activities	(2,113.17)	(675.86)
C)	Cash Flow from Financing Activities:		
	Finance Costs including payment of lease liability	(207.67)	(143.56)
	Receipt of Borrowings	102.40	94.81
	Dividend Paid	(156.41)	(78.20)
	Repayment of Borrowings	(396.88)	-
	Net Cash flows used in Financing Activities	(658.56)	(126.95)
	Net increase/(decrease) in Cash & Cash equivalents (A + B + C)	(96.46)	130.83
	Opening balance of Cash & Cash equivalents	176.81	8.30
	Closing balance of Cash & Cash equivalents	80.35	139.13

Contd..4

For ALUFLUORIDE LIMITED



 (R. Purushotham Naidu)
 Director Finance & Commercial

:4:

NOTES:

1. These unaudited standalone financial results have been prepared in accordance with Indian Accounting Standards ('Ind AS') prescribed under section 133 of the Companies Act, 2013 read with the relevant rules thereunder and in terms of Regulation 33 of the SEBI (Listing Obligations and Disclosure Requirements) Regulations, 2015.
2. The above Standalone results were reviewed by the Audit Committee at its meeting held on 3rd November, 2023 and thereafter approved by the Board of Directors at its meeting held on the same day. The Statutory Auditors have carried out a "Limited Review" of the standalone financial Results for the quarter ended 30th September, 2023.
3. The Company is in Inorganic Chemical Business segment.
4. Silicic Acid supply from adjacent Fertilizer Complex continues to be a problem. Fluo-Silicic Acid is procured from distant sources, even though expensive and increasing periodically due to escalating fuel prices.
5. Segmental reporting as per Ind AS-108 issued by the ICAI is not applicable, as the Company is engaged in manufacture of a single line of product.
6. Figures for the previous periods have been regrouped, wherever necessary, to conform to the current period's classification.
7. Pending investor's complaints for the quarter ended 30th September, 2023: - Nil -

Place: Hyderabad
Date: 03 November, 2023

By Order of the Board
VENKAT AKKINENI
MANAGING DIRECTOR

For ALUFLUORIDE LIMITED


(K. Purushotham Naidu)
Director Finance & Commercial

LIMITED REVIEW REPORT ON THE CONSOLIDATED UNAUDITED FINANCIAL RESULTS OF "ALUFLUORIDE LIMITED, VISAKHAPATNAM" FOR THE QUARTER ENDED 30th SEPTEMBER, 2023 PURSUANT TO THE REGULATION 33 OF THE SEBI (LISTING OBLIGATIONS AND DISCLOSURE REQUIREMENTS) REGULATIONS, 2015, AS AMENDED ("REVIEW REPORT")

To

The Board of Directors of Alufluoride Limited

1. We have reviewed the accompanying Statement of Consolidated Unaudited Financial Results of 'Alufluoride Limited, Visakhapatnam ("the Parent") and its subsidiary (the Parent company and its subsidiary together referred to as "the Group") and its share of the net profit/(loss) after tax and total comprehensive income / (loss) for the quarter ended 30th September, 2023, being submitted by the Parent company pursuant to the requirement of Regulation 33 of the SEBI (Listing Obligations and Disclosure Requirements) Regulations, 2015, as amended.
2. This Statement, which is the responsibility of the Parent company's Management and approved by the Parent company's Board of Directors, has been prepared in accordance with the recognition and measurement principles laid down in Indian Accounting Standard 34 "Interim Financial Reporting" ("Ind AS 34"), prescribed under Section 133 of the Companies Act, 2013, and other accounting principles generally accepted in India. Our responsibility is to express a conclusion on the Statement based on our review.
3. We have conducted our review of the Statement in accordance with the Standard on Review Engagements (SRE) 2410 "Review of Interim Financial Information Performed by the Independent Auditor of the Entity", issued by the Institute of Chartered Accountants of India. A review of interim financial information consists of making inquiries, primarily of persons responsible for financial and accounting matters, and applying analytical and other review procedures. A review is substantially less in scope than an audit conducted in accordance with Standards on Auditing and consequently does not enable us to obtain assurance that we would become aware of all significant matters that might be identified in an audit. Accordingly, we do not express an audit opinion.

We also performed procedures in accordance with the circular issued by the SEBI under Regulation 33 (8) of the SEBI (Listing Obligations



and Disclosure Requirements) Regulations, 2015, as amended, to the extent applicable.

4. The Statement includes the results of the following wholly-owned subsidiary, incorporated outside India:
 - Alufluoride International PTE Ltd- Singapore
5. Based on our review conducted and procedures performed as stated in paragraph 3 above, nothing has come to our attention that causes us to believe that the accompanying Statement, prepared in accordance with the recognition and measurement principles laid down in the aforesaid Indian Accounting Standard (Ind AS) and other accounting principles generally accepted in India, has not disclosed the information required to be disclosed in terms of Regulation 33 of the SEBI (Listing Obligations and Disclosure Requirements) Regulations, 2015, as amended, including the manner in which it is to be disclosed, or that it contains any material misstatement.
6. The consolidated unaudited financial results includes the interim financial statements/ financial information/ financial results of a wholly owned subsidiary incorporated outside India, which have not been reviewed/audited by their auditors, whose interim financial statements/ financial information/ financial results have been converted and certified by the parent management which reflect total assets of Rs.123.42 Lakhs, total revenue of Rs.0.53 Lakhs, total comprehensive loss of Rs.94.16 Lakhs for the half year ended 30th September, 2023 as considered in the consolidated unaudited financial results. We did not review the interim financial result/ statement of the said subsidiary outside India and our conclusion is so far as it relates to the amounts and disclosures in respect of the said subsidiary is solely based on management certified conversion statement. According to the information and explanations given to us by the Management, these interim financial statements / financial information / financial results are not material to the Group. Our conclusion on the Statement is not modified in respect of the above matter.



For BRAHMAYYA & CO.,
Chartered Accountants
(Firm Registration No. 000513S)



(E S H Mohan)
Partner

Membership No.028134

UDIN: 2302 813A B6WVJM 7221

Place: Kakinada

Date: 03.11.2023



Wealth from Waste

Alufluoride Ltd.

Mulagada, Mindi, Visakhapatnam 530 012, India

+91 891 2548567 | Contact@alufluoride.com

www.alufluoride.com

CONSOLIDATED UNAUDITED FINANCIAL RESULTS FOR THE QUARTER AND HALF YEAR ENDED 30th SEPTEMBER, 2023

(Rs. in Lakhs)

S.No.	Particulars	Quarter Ended			Half Year Ended		Year Ended
		30-09-2023 (Unaudited)	30-06-2023 (Unaudited)	30-09-2022 (Unaudited)	30-09-2023 (Unaudited)	30-09-2022 (Unaudited)	31-03-2023 (Audited)
1	Income						
	Revenue from operations	4,324.85	3,662.85	3,585.57	7,987.69	6,276.98	13,610.86
	Revenue from solar units	138.28	10.51	-	148.80	-	150.73
	Other Income	53.03	24.30	20.93	77.33	45.26	129.90
	Total Income	4,516.16	3,697.66	3,606.50	8,213.82	6,322.24	13,891.49
2	Expenses						
	(a) Cost of materials consumed	2,194.24	1,427.70	2,107.17	3,621.95	3,579.57	7,476.59
	(b) Changes in Inventories of finished goods, work-in-progress and stock-in-trade	165.40	515.87	(204.92)	681.26	(312.44)	(432.11)
	(c) Employee benefit expense	180.47	181.92	173.34	362.38	312.89	635.54
	(d) Finance costs	83.12	82.34	65.52	165.51	131.52	290.42
	(e) Depreciation	217.03	208.62	173.19	425.65	338.98	741.46
	(f) Power & Fuel	551.16	516.67	646.94	1,067.83	1,213.95	2,290.39
	(g) Sales/Shipment Expenses	69.47	64.21	50.81	133.68	85.86	176.82
	(h) Other Expenses:	284.47	207.58	198.22	492.01	354.40	926.55
	Total Expenses (a) to (h)	3,745.36	3,204.91	3,210.27	6,950.27	5,704.73	12,105.66
3	Total Profit before Exceptional Items & Tax (1-2)	770.80	492.75	396.23	1,263.55	617.51	1,785.83
4	Exceptional Item	-	-	-	-	-	-
5	Total Profit before Tax (3-4)	770.80	492.75	396.23	1,263.55	617.51	1,785.83
6	Tax Expenses	226.84	169.56	97.54	396.40	164.08	537.14
7	Net Profit for the period from continuing operations (5-6)	543.96	323.19	298.69	867.15	453.43	1,248.69
8	Profit/ (loss) from discontinued operations	-	-	-	-	-	-
9	Tax expense of discontinued operations	-	-	-	-	-	-
10	Net Profit/ (loss) from discontinuing operations (after tax) (8-9)	-	-	-	-	-	-
11	Total Profit for the period (7+10)	543.96	323.19	298.69	867.15	453.43	1,248.69
12	Other comprehensive income net of taxes	0.02	13.95	21.94	13.97	7.45	26.11
13	Total comprehensive income for the period (11+12)	543.98	337.14	320.63	881.12	460.88	1,274.80
14	Profit/ (loss) for the period attributable to						
	Owners of the Company	561.57	333.63	298.69	895.20	453.43	1,281.82
	Non-Controlling Interests	(17.61)	(10.44)	-	(28.05)	-	(33.13)
	Total	543.96	323.19	298.69	867.15	453.43	1,248.69
15	Total Comprehensive Income for the period attributable to						
	Owners of the Company	561.59	347.58	320.63	909.17	460.88	1,307.93
	Non-Controlling Interests	(17.61)	(10.44)	-	(28.05)	-	(33.13)
	Total	543.98	337.14	320.63	881.12	460.88	1,274.80
16	Paid-up Equity Share Capital	782.05	782.05	782.05	782.05	782.05	782.05
17	Face value of Equity Share Capital	10.00	10.00	10.00	10.00	10.00	10.00
18	Earnings per share (From continuing operations)						
	Basic	6.96	4.27	3.82	11.45	5.80	16.39
	Diluted	6.96	4.27	3.82	11.45	5.80	16.39
	Earnings per share (From discontinuing operations)						
	Basic	-	-	-	-	-	-
	Diluted	-	-	-	-	-	-
	Earnings per share (From continuing and discontinuing operations)						
	Basic	6.96	4.27	3.82	11.45	5.80	16.39
	Diluted	6.96	4.27	3.82	11.45	5.80	16.39

Contd..2

For ALUFLUORIDE LIMITED

K. Purushotham Naidu
(K. Purushotham Naidu)
Director Finance & Commercial

CIN – L24110AP1984PLC005096



ISO 9001 – ISO 14001
ISO 45001


Continuation Sheet

Consolidated Statement of Assets and Liabilities as at 30th September 2023

(Rs. in Lakhs)

S.No.	Particulars	As at 30-09-2023 (Unaudited)	As at 31-03-2023 (Audited)
	ASSETS		
1	Non-current assets		
	(a) Property, Plant and Equipment	5,938.30	5,781.30
	(b) Capital work-in-progress	43.45	212.72
	(c) Right to Use Assets	686.06	606.62
	(d) Financial assets		-
	(i) Investments	0.98	0.62
	(ii) Others	104.86	104.86
	(e) Other non-current assets	159.68	183.15
	(f) Deferred tax Asset (Net)	-	-
2	Current assets		
	(a) Inventories	984.43	1,597.85
	(b) Financial assets		
	(i) Trade receivables	1,420.70	1,372.24
	(ii) Cash and cash equivalents	278.98	221.90
	(iii) Bank balances other than above	64.35	30.83
	(iv) Investments	2,509.29	1,015.26
	(v) Others	102.51	182.05
	(c) Other current assets	90.96	98.50
	(d) Current Tax Asset (Net)	-	-
	Total Assets	12,384.55	11,407.90
	EQUITY AND LIABILITIES		
	Equity		
	(a) Equity Share Capital	782.05	782.05
	(b) Other Equity	6,771.87	6,016.36
	Minority Interest	(22.73)	5.31
	LIABILITIES		
1	Non-current liabilities		
	(a) Financial Liabilities		
	(i) Borrowings	1,225.60	1,489.88
	(ia) Lease Liabilities	741.16	697.71
	(b) Provisions	362.91	342.76
	(c) Deferred Tax Liability (Net)	199.52	199.59
2	Current liabilities		
	(a) Financial liabilities		
	(i) Borrowings	810.96	839.58
	(ia) Lease Liabilities	96.55	88.34
	(ii) Trade Payables		
	(a) Total outstanding due to Micro, Small & Medium Enterprises	34.55	1.20
	(b) Total outstanding due to other than Micro, Small & Medium Enterprises	816.89	508.60
	(iii) Other financial liabilities	228.58	304.20
	(b) Other current liabilities	92.84	47.28
	(c) Provisions	66.28	57.48
	(d) Current Tax Liabilities (Net)	177.52	27.56
	Total Equity and Liabilities	12,384.55	11,407.90

For ALUFLUORIDE LIMITED


 K. Purushotham Naidu
 Director Finance & Commercial

Contd..3

Continuation Sheet

Consolidated Statement of Cash Flows for the Half year ended 30 th September, 2023			
		(Rs. in Lakhs)	
	Particulars	As at 30-09-2023 (Unaudited)	As at 30-09-2022 (Unaudited)
A)	Cash Flow from Operating Activities:		
	Profit for the year before Tax		
	Profit from continuing operations	1,263.55	617.51
	Profit/(Loss) from discontinued operations	-	-
	Profit before tax	1,263.55	617.51
	Adjustments to reconcile profit before tax to net cash flows:		
	Depreciation of property, plant and equipment	425.65	338.98
	Finance costs	165.51	131.49
	Income from Investments	-	(2.25)
	Excess provisions of earlier years written back	(0.21)	-
	Income from fixed deposits	(4.65)	-
	Loss on sale of property , plant & equipment	-	-
	Write off property, plant & equipment	-	-
	Gain on sale of investments	(42.55)	(6.60)
	Operating Profit before Working Capital changes	1,807.30	1,079.13
	Movement in Working capital:		
	(Increase) /Decrease in Trade receivables	(48.46)	(449.22)
	(Increase) /Decrease in financial and non-financial assets	97.91	181.22
	(Increase) /Decrease in inventories	613.42	(226.25)
	Increase /(Decrease) in provisions	28.94	21.75
	Increase /(Decrease) in trade and other payables	309.91	418.19
	Cash generated from operations	2,809.02	1,024.82
	Income Tax (paid)/refund	(246.50)	(114.89)
	Net Cash generated in operations	2,562.52	909.93
B)	Cash Flow from Investing Activities:		
	Purchase of property, plant and equipments	(581.47)	(1,268.61)
	(Increase)/Decrease in Capital Work in progress	169.28	178.25
	Net (Purchase)/sale of financial instruments	(1,437.50)	398.20
	Income from Fixed deposits	4.65	2.25
	Net cash flows used in investing activities	(1,845.04)	(689.91)
C)	Cash Flow from Financing Activities:		
	Finance Costs including payment of lease liability	(209.51)	(146.12)
	Shares acquisition by minority interest holders	-	-
	Receipt of Borrowings	102.40	94.81
	Repayment of Borrowings	(396.88)	-
	Dividend Paid	(156.41)	(78.20)
	Net Cash flows used in Financing Activities	(660.40)	(129.51)
	Net increase/(decrease) in Cash & Cash equivalents (A + B + C)	57.08	90.51
	Opening balance of Cash & Cash equivalents	221.90	161.13
	Closing balance of Cash & Cash equivalents	278.98	251.64

Contd..4

For ALUFLUORIDE LIMITED

R. Purushotham Naidu
R. Purushotham Naidu
Director Finance & Commercial


:4:

NOTES:

1. These unaudited consolidated financial results have been prepared in accordance with Indian Accounting Standards ('Ind AS') prescribed under section 133 of the Companies Act, 2013 read with the relevant rules thereunder and in terms of Regulation 33 of the SEBI (Listing Obligations and Disclosure Requirements) Regulations, 2015.
2. The above Consolidated results were reviewed by the Audit Committee at its meeting held on 3rd November, 2023 and thereafter approved by the Board of Directors at its meeting held on the same day. The Statutory Auditors have carried out a "Limited Review" of the standalone financial Results for the quarter ended 30th September, 2023.
Financials of M/s Alufluoride International PTE Ltd- Singapore, overseas subsidiary of the company are unaudited and prepared by the management based on the information available.
3. The Company is in Inorganic Chemical Business segment.
4. Silicic Acid supply from adjacent Fertilizer Complex continues to be a problem. Fluo-Silicic Acid is procured from distant sources, even though expensive and increasing periodically due to escalating fuel prices.
5. Segmental reporting as per Ind AS-108 issued by the ICAI is not applicable, as the Company is engaged in manufacture of a single line of product.
6. Figures for the previous periods have been regrouped, wherever necessary, to conform to the current period's classification.
7. Pending investor's complaints for the quarter ended 30th September, 2023: - Nil -

Place: Hyderabad
Date: 03 November, 2023

By Order of the Board
VENKAT AKKINENI
MANAGING DIRECTOR

For ALUFLUORIDE LIMITED

(Purushotham Naidu)
Director Finance & Commercial