

For Efficient  
Office Machines

**BEE ELECTRONIC  
MACHINES LIMITED**

14th February, 2019

The Secretary,  
The Stock Exchange Mumbai  
Phiroze Jeejeebhoy Towers,  
Dalal Street, Mumbai 400 001

Dear Sir,

Please find enclosed herewith is the un-audited results for the quarter ended 31<sup>st</sup> December, 2018 together with statement of assets and liabilities as at that date and the Limited Review report of the auditors, which were approved at the Board Meeting held at the registered office of the company today.

Kindly acknowledge receipt of the same and oblige.


Thanking you,

Yours truly,  
For Bee Electronic Machines Limited  
CIN NO L3100MH1981PLC025033

Sd/- *M. M. M. M. M.*  
Compliance Officer.



Encl: As above



# BHATTER & PALIWAL

## CHARTERED ACCOUNTANTS

212, 2nd Floor, Khatana Building, 77-79, Maharshi Karve Marg, Marine Lines,  
Mumbai - 400 002 • Tel. +91-22-22064723 • Fax +91-22-22093317  
E-mail: bhattarandassociates@gmail.com / bhattarandpaliwal@gmail.com

PARTNER

CA GOPAL BHATTER  
B Com (Hons) FCA CS

CA RAMESH PALIWAL  
B Com (Hons) ACA CS

CA PAWAN BHATTER  
B Com ACA CS

To,  
The Board of Directors,  
Bee Electronic Machines Limited,  
Mumbai

Dear Sir,

Re: Limited Review of Un-audited Financial Results for the period ended 31<sup>st</sup> December, 2018 in respect of Bee Electronic Machines Limited.

### Introduction

We have reviewed the accompanying statement of unaudited financial results BEE ELECTRONIC MACHINES LIMITED, for the quarter ended 31<sup>st</sup> December, 2018 this statement is the responsibility of the Company's Management and has been approved by the Board of Directors. Our responsibility is to issue a report on these financial statements based on our review.

We conducted our review in accordance with the Standard on Review Engagement (SRE) 2410, Engagements to Review of Interim Financial Information performed issued by the Independent Auditor of the Entity issued by the Institute of Chartered Accountants of India. This standard requires that we plan and perform the review to obtain moderate assurance as to whether the financial statements are free of material misstatement. A review is limited primarily to inquiries of company personnel and analytical procedures applied to financial data and thus provides less assurance than an audit. We have not performed an audit and accordingly, we do not express an audit opinion.

Based on our review conducted as above, nothing has come to our attention that causes us to believe that the accompanying statement of unaudited financial results prepared in accordance with applicable accounting standards and other recognized accounting practices and policies has not disclosed the information required to be disclosed in terms of Regulation 33 of the SEBI (Listing Obligations and Disclosure Requirements) Regulations, 2015 including the manner in which it is to be disclosed, or that it contains any material misstatement.

For BHATTER & PALIWAL,  
CHARTERED ACCOUNTANTS



*(Signature)*  
(GOPAL BHATTER)

PARTNER

M.No. 411226

Place : MUMBAI  
Dated : 14/02/2019

Bee Electronic Machines Limited  
266, Dr. Annie Besant Road, Worli, Mumbai 400 030


UNAUDITED FINANCIAL RESULTS FOR QUARTER ENDED 31st December, 2018

Rupees in Lacs

Sno	Particulars	3 months			6 months		
		31st Dec 2018 (un-audited)	30th Sept 2018 (un-audited)	31st Dec 2017 (un-audited)	31st Dec 2018 (un-audited)	31st Dec 2017 (un-audited)	31st March 2018 (un-audited)
1	Revenue from operations						
2	Other Income	2.49	0.13	0.36	2.72	1.88	5.87
3	Total Income (1+2)	2.10	2.12	2.13	8.44	5.33	18.49
4	Expenditure	4.59	2.25	2.55	9.15	8.20	22.10
a.	Cost of Materials Consumed						
b.	Purchase of stock in trade	0.07	-	-	0.20	0.43	5.41
c.	Increase / Decrease in stock in trade	-	-	-	-	0.39	-
d.	Employee Benefit expense	-	-	-	-	-	-
e.	Finance cost	1.54	1.53	1.52	4.60	4.54	6.99
f.	Depreciation and amortisation expenses	1.75	-	-	1.75	-	4.51
g.	Other Expenditure	0.82	0.81	0.83	2.43	2.43	3.21
	Total Expenditure	0.42	1.33	1.34	4.75	4.75	7.83
5	Profit / (Loss) before Tax & extraordinary items(1+2-3-4)	4.59	3.67	3.69	13.67	12.49	22.35
6	Exceptional Items	0.00	(1.42)	(1.19)	(4.51)	(4.30)	(5.20)
7	Profit / (Loss) before Tax & extraordinary items(1+2-3-4-6)	-	-	-	-	-	-
8	Tax Expenses	0.00	(1.42)	(1.19)	(4.51)	(4.30)	(5.20)
9	Net Profit / (Loss) after tax (7-8)	-	-	-	-	-	-
10	Other Comprehensive Income	0.00	(1.42)	(1.19)	(4.51)	(4.30)	(5.20)
	(i) Items that will not be reclassified to Profit or loss	-	-	-	-	-	-
	(ii) Income tax relating to items that will not be reclassified to profit or loss	-	-	-	-	-	-
	(iii) Items that will be reclassified to Profit or loss	-	-	-	-	-	-
	(iv) Income tax relating to items that will be reclassified to profit or loss	-	-	-	-	-	-
11	Total Comprehensive income for the period	-	-	-	-	-	-
12	Net Profit after comprehensive income	-	-	-	-	-	-
13	Paid up Equity Share Capital (Rs 10/- each)	0.00	(1.42)	(1.19)	(4.51)	(4.30)	(5.20)
14	Reserves (excluding revaluation reserves)	318.00	318.00	318.00	318.00	318.00	318.00
15	Basic & diluted EPS for the period for continuing operations	-	-	-	-	-	-
	Note 1) The Company was a sick industrial unit registered with BIFR.	0.00	(0.04)	(0.04)	(0.14)	(0.14)	(0.14)

Note 1) The Company was a sick industrial unit registered with BIFR.

2) The above unaudited results have been reviewed by the audit committee and approved by the Board of Directors of the Company at the meeting held on 14th February, 2019



for & on behalf of the Board  
Bee Electronic Machines Limited

Abhilasha Bhargava  
Wholetime Director

*K. Subash Kumar Acharya*  
K. Subash Kumar Acharya  
Director

Place : Mumbai  
Dated : 14th February 2019




Bee Electronic Machines Limited  
266, Dr. Annie Besant Road, Worli, Mumbai 400 030

Rupees in Lacs

Summary of Liabilities and Assets as on 31st December, 2018.

	As at 31st December, 2018 Un-audited	As at 31st December, 2017 Un-audited	As at 31st March, 2018 Audited
<b>A ASSETS</b>			
<b>1 Non-current assets</b>			
(a) Property, Plant and Equipment	29.54	35.67	31.97
(c.) Long-term loans and advances	20.59	18.53	19.95
<b>2 Current assets</b>			
(a) Inventories	-	0.07	0.07
(b) Trade receivables	1.88	0.18	0.14
(c) Cash and cash equivalents	0.84	2.11	1.02
(d) Short-term loans and advances	-	-	0.01
Total Rupees	52.85	56.57	53.16
<b>B Equity and Liabilities</b>			
<b>1 Shareholders' funds</b>			
(a) Share capital	318.00	318.00	318.00
(b) Other Equity	(582.54)	(584.07)	(578.03)
<b>2 Non-current liabilities</b>			
Long-term borrowings	87.35	85.75	86.45
<b>3 Current liabilities</b>			
(a) Short-term borrowings	-	1.77	-
(b) Trade payables	2.80	4.49	2.25
(c) Other current liabilities	227.23	230.63	224.49
Total Rupees	52.85	56.57	53.16



*Bushkumar*