

10/11/2023

To
Corporate Relations Department,
Bombay Stock Exchange Limited,
Phiroz Jeejeebhoy Tower,
Dalal Street, Fort,
Mumbai – 400 001.

Reference: Scrip Code: 531083; Scrip ID: NIHARINF

Dear Sir,

Sub: Outcome of the Board Meeting

The Board of Directors of the Company, at its Meeting held today i.e., 10th November, 2023, *inter- alia*, approved the following:

1. Unaudited Financial Results of the Company for the quarter and half year ended 30th September, 2023 along with Limited Review Report.
2. To invest funds amounting to Rs 50, 00,000/- (Rupees Fifty Lakhs Only) in M/s. Beastbells Media Private Limited (Formerly known as Goldenare IT Solutions Private Limited).
3. Resignation of Mr. Rohit Bobde as the “Chief Financial Officer” of the Company.
4. Appointment of Mr. Yerragudi Gangadhar Reddy as the “Chief Financial Officer” of the Company.

The details as per the requirement of Regulation 30 of SEBI (Listing Obligation and Disclosure Requirements) Regulations, 2015 read with SEBI Circular CIR/CFD/CMD/4/2015 dated 9th September, 2015 is given in ‘Annexure-I’.


The meeting commenced at 4.00 P.M. and concluded at 5.55 P.M.

Please take the same on records.

Thanking you,

Yours sincerely,

For **NIHAR INFO GLOBAL LIMITED**


Divyesh Nihar Boda
Managing Director
DIN: 02796318



Encl: As above



Independent Auditor's Report on Standalone Quarterly and Year to date Unaudited financial Results of M/s NIHAR INFO GLOBAL LIMITED pursuant to Regulation 33 of the SEBI (Listing and Obligations and Disclosure requirements) Regulations, 2015 as amended.

To

The Board of Directors of **NIHAR INFO GLOBAL LIMITED**.

We have reviewed the accompanying statement of unaudited financial results of **NIHAR INFO GLOBAL LIMITED** ('The Company') for the quarter and half year ended September 30, 2023. This statement is the responsibility of the company's management and has been approved by the board of directors. Our responsibility is to issue a report on these financial statements based on our review.

We conducted our review of the Statement in accordance with the Standards on Review Engagement (SRE) 2410 'Review of Interim Financial Information Performed by the Independent Auditor of the entity' issued by the Institute of Chartered Accountants of India. This Standard requires that we plan and perform the review to obtain moderate assurance as to whether the financial results are free from material misstatement. A review is limited primarily to inquiries of company personnel and analytical procedures applied to financial data and thus provide less assurance than an audit. We have not performed an audit and accordingly we do not express an audit opinion.

Based on our review conducted as stated above, nothing has come to our attention that causes us to believe that the accompanying statement, prepared in accordance with the recognition and measurement principles laid down in the applicable Indian accounting standards specified under section 133 of the Companies Act, 2013, read with relevant rules issued there under and other recognized accounting principles and policies has not disclosed the information required to be disclosed in terms of the regulation 33 of the SEBI (Listing Obligations and disclosure requirements) regulations, 2015 including the manner in which it is to be disclosed or that it contains any material misstatements..

For NSVR & Associates LLP,
Chartered Accountants,
FRN: 008801S/S200060.


Suresh Gannam
Partner,

Membership No: 226870,
UDIN: 23226870BGVSKZ6348



Place: Hyderabad
Date: 10/11/2023.

Nihar Info Global Limited

NIHAR HOUSE, PLOT NO.34, GANESH NAGAR, WEST MARREDPALLY, SECUNDERABAD - 500026
(CIN: L67120AP1995PLCO19200)

(Rs.in Lakhs except EPS data)

Un Audited Financial results for the Quarter and Six Months ended 30th September 2023

S No	Particulars	Quarter Ended		Half Year Ended		Year ended	
		Quarter ended September 30, 2023	Quarter ended June 30, 2023	Quarter ended September 30, 2022	Half Year ended September 30, 2023	Half Year ended September 30, 2022	Year ended March 31, 2023
		Un Audited	Un Audited	Un Audited	Un Audited	Un Audited	Audited
1	Income						
	a) Revenue from Operations	88.94	104.90	110.78	193.84	280.48	529.73
	Total Revenue from operations	88.94	104.90	110.78	193.84	280.48	529.73
	b) Other Income	-	-	-	-	0.17	1.05
	Total Income	88.94	104.90	110.78	193.84	280.65	530.78
2	Expenses						
	a) Cost of Operations	86.77	105.25	104.20	192.02	320.43	453.69
	b) Changes in inventories	1.00	(1.41)	(3.33)	(0.41)	(83.40)	(1.71)
	c) Employee benefits	6.77	6.69	7.04	13.46	13.96	26.41
	d) Finance cost	4.38	4.16	3.98	8.54	7.76	17.46
	e) Depreciation	0.20	0.16	0.28	0.36	0.56	1.11
	f) Other expenses	3.25	7.08	5.30	10.33	13.12	22.35
	Total Expenses (a to g)	102.37	121.93	117.46	224.30	272.42	519.30
3	Profit before tax (1-2)	(13.42)	(17.03)	(6.68)	(30.46)	8.23	11.48
4	Tax expenses						
	- Current Tax	0.11	(0.11)	(1.69)	-	2.26	3.06
	- Deferred Tax	0.04	-	0.02	0.04	(0.35)	(0.33)
5	Net Profit for the period (3-4)	(13.58)	(16.93)	(5.01)	(30.50)	6.32	8.75
6	Other comprehensive income						
	a) (i) Items that will not be reclassified to profit or loss	-	-	-	-	-	-
	(ii) Income tax relating to items that will not be reclassified to profit or loss	-	-	-	-	-	-
	b) (i) Items that will be reclassified to profit or loss	-	-	-	-	-	-
	(ii) Income tax relating to items that will be reclassified to profit or loss	-	-	-	-	-	-
	Total other comprehensive income	-	-	-	-	-	-
7	Total Comprehensive income (5 +6)	(13.58)	(16.93)	(5.01)	(30.50)	6.32	8.75
8	Paid-up Equity Share Capital (Rs.10/- per Equity Share)	1040.77	1040.77	920.77	1,040.77	920.77	1,040.77
9	Other Equity	-	-	-	-	-	293.84
10	Earnings per share (Face Value of Rs.10/- each) ;						
	(a) Basic (in Rs.)	(0.13)	(0.16)	(0.05)	(0.29)	0.07	0.10
	(b) Diluted (in Rs.)	(0.13)	(0.16)	(0.05)	(0.29)	0.07	0.10

Notes

a) The financial results of the company have been prepared in accordance with Indian Accounting Standards (Ind AS) notified under the Companies (Indian Accounting standards) Rules, 2015 as amended by the Companies (Indian Accounting Standards) (Amendment) rules 2016.


b) The above Financial results recommended by the Audit Committee are considered and approved by the Board of Directors at their meeting held on 10.11.2023

c) The Statutory Auditors of the Company have carried out "Limited Review" of the above Un-audited financial results and their Report has been placed before the Board at the said Meeting as required under Regulation 33 of SEBI (LODR) Regulations, 2015.

d) The company operates under different segments. Hence, segment reporting as per Ind AS-108 has been made.

e) The financials results for the quarter ended 30.09.2023 and for the period 1st April 2023 to 30th September, 2023 are also available on the Bombay stock exchange website and on the company's website.

For and on Behalf of Board of Directors



Divyesh Nihar Boda
Managing Director
DIN: 02796318



Date : 10-11-2023
Place : Hyderabad.

SEGMENT WISE REVENUE, RESULTS, ASSETS & LIABILITIES FOR THE QUARTER AND SIX MONTHS ENDED 30th September, 2023 (Rs.in Lakhs data)

PARTICULARS	Quarter Ended			Half Year Ended		Year Ended
	Quarter ended September 30, 2023	Quarter ended June 30, 2023	Quarter ended September 30, 2022	Half Year ended September 30, 2023	Half Year ended September 30, 2022	Year ended March 31, 2023
	Un Audited	Un Audited	Un Audited	Un Audited	Un Audited	Audited
Segment Revenue						
Revenue from Operations						
a) E-Commerce	4.78	-	27.88	4.78	35.26	138.03
b) Software Services	-	-	-	-	21.36	46.57
c) Trading Activity	84.16	104.90	82.89	189.06	223.85	345.13
d) Other Unallocated	-	-	0.02	-	0.17	1.05
Total	88.94	104.90	110.79	193.84	280.64	530.78
Less: Inter segment Operating Revenue	-	-	-	-	-	-
Revenue from Operations	88.94	104.90	110.79	193.84	280.64	530.78
Segment Result Profit(+)/Loss(-) before tax and interest from each segment						
a) E-Commerce	0.57	-	(3.58)	0.57	2.06	7.56
b) Software Services	-	-	(13.19)	-	1.25	2.55
c) Trading Activity	(21.23)	(9.80)	10.16	(31.03)	13.06	18.89
d) Other Unallocated	7.24	(7.24)	(0.04)	-	(8.14)	(17.52)
Total	(13.42)	(17.04)	(6.65)	(30.46)	8.23	11.48
Less:						
c) other unallocable expenditure net of unallocable income	-	-	-	-	-	-
Profit before Tax	(13.42)	(17.04)	(6.65)	(30.46)	8.23	11.48
Capital Employed (Segment assets - Segment liabilities)						
a) Software Services	-	46.57	(0.23)	46.57	21.36	46.57
b) E-Commerce	0.33	777.70	873.96	778.03	831.76	777.70
c) Trading Activity	(13.88)	493.39	397.21	479.51	385.85	507.13
d) Other Unallocated	-	-	3.44	-	3.21	3.21
Total	(13.55)	1,317.66	1,274.38	1,304.11	1,242.18	1,334.61

For and on Behalf of Board of Directors



Divyesh Nihar Boda

Divyesh Nihar Boda
Managing Director
DIN: 02796318

Date : 10-11-2023
Place : Hyderabad.

NIHAR INFO GLOBAL LIMITED

Nihar House, Plot No.34, Ganesh Nagar, West Marredpally, Secunderabad - 500026

(CIN :L67120AP1995PLC019200)


Statement of Assets and Liabilities As On 30th September, 2023

(Rs. In Lakhs)

Particulars	As at September 30, 2023	As at March 31, 2023
ASSETS		
Non-current Assets		
(a)Property, Plant and Equipment	2.53	2.55
(b)Investment Property		
(c) Intangible Assets	0.10	0.10
(d) Intangible Assets Under Development	245.71	245.71
(e) Capital Work In Progress	500.00	500.00
(d)Financial Assets	-	-
(i)Investments	-	-
(ii)Loans and Advances	-	-
(iii)Other Financial Assets	-	-
(e)Deferred Tax Assets (Net)	1.05	1.09
(f)Other Non-current Assets	1.97	1.97
Total Non-current Assets	751.36	751.43
Current Assets		
(a)Inventories & Work in progress	30.58	30.17
(b)Financial Assets	-	-
(i)Investments	-	-
(ii)Trade Receivables	602.65	521.59
(iii)Cash and Cash Equivalents	0.57	11.43
(iv)Bank Balances other than above (iii)	225.80	226.91
(v)Other Financial Assets	-	-
(c)Current Tax Assets (Net)	-	-
(d)Other Current Assets	6.93	4.38
Total Current Assets	866.53	794.47
Total Assets	1,617.88	1,545.90
Equity and Liabilities		
Equity		
(a)Equity Share Capital	1,040.77	1,040.77
(b)Other Equity	263.34	293.84
Total Equity	1,304.11	1,334.61
Liabilities		
Non-current Liabilities		
(a)Financial Liabilities	-	-
(i)Long-term borrowings	-	-
(b)Provisions	-	-
(c)Deferred Tax Liabilities (Net)	-	-
Total Non-current Liabilities	-	-
Current liabilities		
(a)Financial Liabilities		
(i)Short-term borrowings	146.38	146.37
(ii)Trade payables - total dues of:	131.30	26.12
:small and micro enterprises	-	-
: others than small and micro enterprises	-	-
(iii)Other financial liabilities	4.52	2.33
(b)Other current liabilities	-2.33	3.33
(c)Provisions	33.90	33.15
(d)Current Tax Liability (Net)	-	-
Total Current Liabilities	313.77	211.29
Total Liabilities	1,617.88	1,545.90

For and on Behalf of Board of Directors

Date: 10-11-2023
Place: Hyderabad


 Divyesh Nihar Boda
 Managing Director
 DIN: 02796318



NIHAR INFO GLOBAL LIMITED

Nihar House, Plot No.34, Ganesh Nagar, West Marredpally, Secunderabad - 500026

(CIN :L67120AP1995PLC019200)

Cash Flow Statement For The Half Year Ended 30th September 2023

(Rs. In Lakhs)

Particulars	For The Half Year Ended 30 September, 2023	For the year ended 31 March, 2023
<u>CASH FLOW FROM OPERATING ACTIVITIES</u>		
Net Profit/(loss) before tax and extra ordinary items	(30.46)	11.48
adjustments for :	-	-
Depreciation	0.36	1.11
Operating Profit/(loss) before working capital changes	(30.09)	12.59
adjustments for :		
(Increase)/Decrease in Trade and other receivables	(81.06)	(7.27)
(Increase)/Decrease in Loans and Advances	1.11	(82.21)
(Increase)/Decrease in Inventories	(0.41)	-
(Increase)/Decrease in Other Current Assets	(2.55)	3.18
(Increase)/Decrease in Other Non Current Assets	-	0.60
(Decrease)/Increase in Trade payables	105.18	(142.55)
(Decrease)/Increase in Short Term Borrowings	0.01	-
(Decrease)/Increase in Other Financial Liabilities	2.19	-
(Decrease)/Increase in Short Term Provisions	0.75	-
(Decrease)/Increase in other current Liabilities	(5.65)	(5.06)
Cash generated from operations	(10.53)	(220.72)
Less: Income Tax For The Year	-	3.06
CASH FLOW FROM OPERATING ACTIVITIES	(10.53)	(223.78)
<u>CASH FLOW FROM INVESTMENT ACTIVITIES</u>		
Purchase of fixed assets	(0.33)	(0.58)
Purchase of Intangible Assets	-	-
Increase in Intangible Assets under Development	-	-
Increase in Long Term Loans & Advances	-	-
NET CASH USED IN INVESTING ACTIVITIES	(0.33)	(0.58)
<u>CASH FLOW FROM FINANCING ACTIVITIES:</u>		
Proceeds from issue of shares	-	225.00
(Repayment) /Increase in Term Borrowings	-	(40.43)
NET CASH USED IN FINANCING ACTIVITIES	-	184.57
NET INCREASE IN CASH AND CASH EQUIVALENTS	(10.86)	(39.80)
Opening balance	11.43	(95.14)
Closing balance	0.57	(134.94)

For and on Behalf of Board of Directors



Divyesh Nihar Boda
Managing Director
DIN: 0279631

Date: 10-11-2023

Place: Hyderabad

ANNEXURE-I


The particulars for resignation of Mr. Rohit Bobde as Chief Financial Officer and Key Managerial Personnel are as under:

Name of the Key Managerial Personnel (KMP)	Mr. Rohit Bobde
Reason for change viz. appointment, resignation, removal, death or otherwise	Resignation due to personal commitments
Date of Cessation	10 th November, 2023

The particulars for appointment of Mr. Yerragudi Gangadhar Reddy as Chief Financial Officer and Key Managerial Personnel are as under:

1.	Name of the Key Managerial Personnel (KMP)	Mr. Yerragudi Gangadhar Reddy
2.	Reason for Change viz. appointment, resignation, removal, death or otherwise;	Appointment
3.	Date of Appointment	10 th November, 2023
4.	Term of Appointment	Appointed as Chief Financial Officer and Key Managerial Personnel by the Board of Directors on 10 th November, 2023. The term of appointment shall commence on 10 th November, 2023 and continue until his resignation or his attaining the age of retirement (as per the Company's internal human resource policy), whichever is earlier.
5.	Brief Profile	Mr. Yerragudi Gangadhar Reddy is a Semi Qualified Chartered Accountant.
6.	Disclosure of relationship between Directors (in case appointment as a Director)	Not Applicable

For **NIHAR INFO GLOBAL LIMITED**


Divyesh Nihar Boda
Managing Director
DIN: 02796318

