



BIO GREEN

Regd. Off: 7B, 4th Floor,
Lumbini Jewel Mall, Banjara Hills,
Road No. 2, Hyderabad,
Telangana - 500034
Ph: 8019998603

Date:14-11-2018

To,

BSE LIMITED
PhirozeJeejeebhoy Towers,
Dalal Street, Mumbai,
Maharashtra :400001

Dear Sir,

Sub: Outcome of board meeting held on November 14, 2018 and submission of Unaudited Financial Results for the quarter and half year ended 30th September, 2018.

With reference to the board meeting held on today i.e. on November 14th, 2018, We hereby inform you that the board of directors of the company transacts the following business:

- 1.Considered and approve the Unaudited financial results for the quarter and half year ended 30th September, 2018 along with Limited Review Report submitted by the Statutory Auditor thereon.
- 2.Taken note the Resignation of Mr. Banabihari Sahoo, Company Secretary (holding membership no: 45013) and compliance officer of the Company with effect from 20-10-2018.
- 3.Appointment of Ms. Babita Sharma, as Company Secretary (holding membership no 48271) and compliance officer of the Company with effect from 14th November 2018.

The meeting commenced at 11.00 AM and concluded at 3.15 P.M.

This is for your information and records.

Thanking You

Yours Faithfully,

For Bio Green Papers Limited


Velamala Jagdish
Managing Director
Din: 00055303



BIO GREEN PAPERS LTD.

Plant Address:Sy. No.256,Akkurada (vill),Jalumuru (m),Srikakulam(Dist),A.P,532458
Ph: 9440717428, E-mail: biogreenpaperslimited@gmail.com

(CIN-L21012TG1994PLC017207)

www.biogreenpapers.com

Eco Friendly Paper & Green Fuels



BIO GREEN

continuation sheet

Statement of unaudited Consolidated Financial Results for the Quarter Ended September 30, 2018

(Amount In INR Lakhs)

Sl. No	Particulars	Quarter Ended			Half Year ended		Year Ended
		September 30, 2018	June 30, 2018	September 30, 2017	September 30, 2018	September 30, 2017	March 31, 2018
		Unaudited	Unaudited	Unaudited	Unaudited	Unaudited	Audited
1	Income						
	Revenue from operations	246.21	43.15	0	780.83	0.00	23.46
	Other income						
	Total income	246.21	43.15	0.00	780.83	0.00	23.46
2	Expenses						
	Cost of materials consumed	124.62	0	0	616.33	0.00	0
	Purchases of stock in trade						
	Changes in inventories of finished goods, Stock in trade and work-in-progress	7.53	0	0	-27.97	0.00	170.76
	Employee benefits expenses	6.65	2.12	0	10.90	0.00	11.06
	Finance costs	4.90	0.01	0	9.50	0.00	0.01
	Depreciation and amortisation expense	39.03	21.97	24.53	77.16	49.06	87.61
	Other expenses	52.39	58.01	12.58	116.93	31.09	32.22
	Total Expenses	235.11	82.11	37.11	802.86	80.15	301.66
	Profit before tax, exceptional items and share in Profit/(loss) of associates	11.11	-38.96	-37.11	-22.02	-80.15	-278.20
3							
4	Add:Share of profit/(loss) of associates	0	0	0	0	0	0
	Profit before tax, exceptional items and tax	11.11	-38.96	-37.11	-22.02	-80.15	-278.20
5							
6	Exceptional items	0	0	0	0	0	0
7	Profit before tax	11.11	-38.96	-37.11	-22.02	-80.15	-278.20
8	Tax expense						
	1.Current tax						
	2.Deferred tax	2.97					
	Total Tax Expenses	2.97	0.00	0.00	0.00	0.00	0.00
9	Net Profit for the period	8.13	-38.96	-37.11	-22.02	-80.15	-278.20
10	Other comprehensive income(net of tax)						
	Items that will not be reclassified to profit or loss	0.00	0.00	0.00	0.00	0.00	0.00
	Total Comprehensive income for the period	8.13	-38.96	-37.11	-22.02	-80.15	-278.20
11							
12	Net Profit attributable to:						
	-Owners	8.13	-38.96	-37.11	-22.02	-80.15	-278.20
	-Non-controlling interests	0	0	0	0	0	0
	Other comprehensive income attributable to:						
	-Owners	0	0	0	0	0	0
	-Non-Controlling interests	0	0	0	0	0	0
	Total Comprehensive income attributable to:						
	-Owners	8.13	-38.96	-37.11	-22.02	-80.15	-278.20
	-Non-Controlling interests	0.00	0.00	0.00	0.00	0.00	0.00
13	Paid-up equity share capital (Face value or Rs.10/- each)	258.18	80.035	80.035	258.18	80.035	80.035
14	Earnings per share (EPS) (not annualised)						
	(Face value of Rs.10/- per share)						
	(a) Basic	0.031	-0.487	-0.464	-0.085	-1.001	-0.476
	(b) Diluted	0.031	-0.487	-0.464	-0.085	-1.001	-0.476





BIO GREEN

continuation sheet

Consolidated Segment information for the Quarter Ended September 30, 2018 as per Regulation 33 of SEBI (Listing Obligations and Disclosure Requirement) Regulations, 2015.


(Amount In INR Lakhs)

Sl. No	Particulars	Quarter Ended			Half Year ended		Year Ended
		September 30, 2018	June 30, 2018	September 30, 2017	September 30, 2018	September 30, 2017	March 31, 2018
		Unaudited	Unaudited	Unaudited	Unaudited	Unaudited	Audited
1	Segment Revenue						
	a) Jatropha	77.85	43.15	0.00	120.99	0.00	23.46
	b) Seeds	168.36	0	0	659.84	0	
	Gross Sales / Income from	246.21	43.15	0.00	780.83	0.00	23.46
2	Segment Results						
	a) Jatropha	74.03	82.11	37.11	156.13	80.15	301.66
	b) Seeds	161.08			646.73	0.00	
	Total	235.11	82.11	37.11	802.86	80.15	301.66
	Less: Interest	0.00	0	0	0	0	0
	Add: Un-allocated income net of un-	0	0	0	0	0	0
	expenditure	0	0	0	0	0	0
	Add/(Less) : Exceptional items	0	0	0	0	0	0
	Add/(Less) : Share of Profit /(Loss)	0	0	0	0	0	0
	of associates	0	0	0	0	0	0
	Total Profit /(Loss) Before Tax	11.11	-38.96	-37.11	-22.02	-80.15	-278.20
3	Segment Assets						
	a) Jatropha	5191.09	0	0	5191.09	0.00	3461.23
	b) Seeds	2528.25	0	0	2528.25	0.00	0
	Total	7719.34	0	0	7719.34	0.00	3461.23
4	Segment Liabilities						
	a) Jatropha	178.74	0	0	178.74	0.00	488.87
	b) Seeds	526.17	0	0	526.17	0.00	
	Total	704.90	0	0	704.90	0.00	488.87

Place : Hyderabad
Date: Nov 14, 2018

By Order of the Board
For Bio Green Papers Limited

V. JAGDISH
MANAGING DIRECTOR
DIN:00055303





BIO GREEN

continuation sheet

Statement of unaudited Standalone Financial Results for the Quarter Ended September 30, 2018

(Amount In INR Lakhs)

Particulars	Quarter Ended			Half Year ended		Year Ended
	September 30, 2018	June 30, 2018	September 30, 2017	September 30, 2018	September 30, 2017	March 31, 2018
	Unaudited	Unaudited	Unaudited	Unaudited	Unaudited	Audited
Income						
(a) Revenue from operations	77.85	43.15	0	120.99	0	23.46
(b) Other income						
Total income	77.85	43.15	0	120.99	0	23.46
Expenses						
(a) Cost of materials consumed	3.68			3.68	0	
(b) Changes in inventories of finished goods, Stock in trade and work-in-progress	0	0	0	0		170.76
(c) Employee benefits expenses	4.23	2.12	0	6.36	0	11.06
(d) Finance costs	0.01	0.01	0	0.02	0	0.01
(e) Depreciation and amortisation expense	22.21	21.97	24.53	44.18	49.06	87.61
(f) Other expenses	43.9	58.01	12.58	101.90	31.09	32.22
Total Expenses	74.03	82.11	37.11	156.13	80.15	301.66
Profit before tax, exceptional items and Tax	3.82	-38.96	-37.11	-35.1	-80.15	-278.2
Exceptional items	0.00	0	0			0
Profit before tax	3.82	-38.96	-37.11	-35.14	-80.15	-278.2
Tax expense						
1. Current tax						
2. Deferred tax	0.13	6.73		-0.23		-12.04
Total Tax Expenses	0.13	6.73	0	-0.23	0	-12.04
Other comprehensive income (net of tax)	3.68	-45.69	-37.11	-34.91	-80.15	-266.16
Items that will not be reclassified to profit or loss						
Total Comprehensive income for the period	3.68	-45.69	-37.11	-34.91	-80.15	-266.16
Paid-up equity share capital (Face value or Rs.10/- each)	258.18	80.035	80.035	258.18	80.035	80.035
Earnings per share (EPS) (not annualised) (Face value of Rs.10/- per share)						
(a) Basic	0.01	-0.57	-0.46	-0.14	-0.31	-3.33
(b) Diluted	0.01	-0.57	-0.46	-0.14	-0.31	-3.33





Notes:

1 This Statement has been prepared in accordance with the companies (Indian Accounting Standards) Rules,2015 (IND AS) Prescribed under section 133 of the companies Act,2013 Recognised Accounting practices and policies to the extent applicable. The company adopted Indian Accounting Standards("Ind AS") from April'1,2017

2 The reconciliation of net profit & loss reported in accordance with Indian GAAP to total comprehensive income in accordance with Ind As

Description	September 30, 2018 Rs In Lakhs
Net profit / (Loss) as per previous	3.82
Ind As Adjustments	0
Add / (Less):	0
Effect of fair valuing security deposits and amortisation of advance rentals	0
Tax impact on Ind As Adjustment	-0.13
Others	0
Net profit / (Loss)	3.68

3 The above results have been reviewed by the Audit Committee and the approved by the Board of Directors at their respective meeting held on 14, November, 2018

4 Details of number of investor complaints for the quarter ended 30th September, 2018
Beginning : 0, Received :0, Disposed off: 0, Pending : 0.

5 As per the Provision of See 135 of the Companies Act 2013 Corporate Social responsibility is not applicable to the Company.

6 The Company result are posted on Website <http://www.biogreenpapers.com> & Bse.

By order of the Board
For Bio Green Papers Limited


B. Jagdish
Managing Director



Place: Hyderabad
Date : November 14, 2018



BIO GREEN


continuation sheet

Bio Green Papers Limited

Consolidated Statement of Assets and Liabilities as at 30 september 2018

(Amount In INR Lakhs)

	Particulars	As at 30/09/2018	As at 31/03/2018
		(Unaudited)	(Audited)
A	ASSETS		
	(a) Property, Plant and equipment	1956.27	1380.20
	(b) Capital work - in- progress	1068.72	1068.72
	(c) Investment Property		
	(d) Good will		
	(e) Other intangible asstes		
	(f) Financial assets		
	(i) Investments	1781.44	0.00
	(ii) Loans	413.27	413.27
	(iii) Others		
	(g) Non- Current tax assets (net)		
	(h) Other non - current asstes		
	Total Non - current assets	5219.71	2862.19
2	Current assets		
	(a) Inventories	403.10	268.57
	(d) Financial assets		
	(i) Investments		
	(ii) Trade receivables	432.46	326.42
	(iii) cash and cash equivalent	68.30	4.05
	(iv) Bank balances other than (iii) above		
	(v) Loans & advance	306.37	
	(Vi) others		
	(c) Current tax asset (net)		
	(d) other current assets		
	(e) Assets held for sale		
	Total- current assets	1210.23	599.04
	TOTAL ASSETS	6429.93	3461.23
B	EQUITY AND LIABILITIES		
1	Equity		
	(a) Equity share capital	3672.52	800.35
	(b) Other equity		
	Equity attributable to shareholders of the Company		
	(c) Non - controlling interest		
	(d) Reserves and Surplus	2320.86	2172.01
	Total equity	5993.37	2972.36
2	Liabilities		
	Non-current liabilities		
	(a) Finacial liabilities		
	(i) Brorowings	3.88	
	(ii) other financial liabilities	204.91	513.07
	(b) Provisions		
	(c) Deferred tax liabilites (net)	-25.63	-33.34
	Total Non - current liabailites	183.16	479.73
	Curret liabilites		
	(a) Finacial liabilities		
	(i) Brorowings	136.39	
	(ii) Trade payables	28.73	1.36
	Due to micro and small enterprieses		
	Due to others		
	(iii) Other financial liabilites	6.46	7.78
	(b) other current liabilites	81.82	
	(c) Provisions		
	(d) Current tax liabilites (net)		
	Total current liabilites	253.40	9.14
	TOTAL EQUITY AND LIABILITIES	6429.93	3461.23



LIMITED REVIEW REPORT

The Board of Directors of
BIO GREEN PAPERS LIMITED

Independent Auditor's Review Report on Consolidated Quarterly and Year to Date Financial Results of the Regulation 33 of the SEBI (Listing Obligations and Disclosure Requirements) Regulations, 2015

1. We have reviewed the accompanying statement of Unaudited Financial Results ("The Statement") of **BIO GREEN PAPERS LIMITED**, ("the Company") having registered office at 7B, 4th Floor, Lumbini Jewel Mall, Banjara Hills, Road No.2. Hyderabad – 5000034, for the quarter ended on September, 2018 and year to date results for the period 01 July 2018 to 30 September 2018, being submitted by the Company pursuant to the requirements of Regulation 33 of the SEBI (Listing Obligations and Disclosure Requirements) Regulations, 2015 ("SEBI Regulations, 2015"). This Statement is the responsibility of the Company's Management and has been approved the Board of Director. Our responsibility is to issue a report on the Statement based on our review.
2. We conducted our review in accordance with the Standard on Review Engagement ('SRE') 2410, "Review of Interim Financial Information Performed by the Independent Auditor of the Entity" issued by the Institute of Chartered Accountants of India ("ICAI"). This standard requires that we plan and perform the review to obtain moderate assurance as to whether the Statement is free of material misstatement. A Review is limited primarily to inquiries of Company personnel and analytical procedure applied to financial data and thus provides less assurance than an audit. We have not performed an audit and accordingly, we do not express an audit opinion.
3. Based on our review conducted as stated above, nothing has come to our attention that causes us to believe that the accompanying Statement prepared in accordance with applicable Indian Accounting Standards specified under section 133 of the Companies Act, 2013, and SEBI Circulars CIR/CFD/CMD/15/2015 date 30 November 2015 and . CIR/CFD/FAC/62/2016 dated July 05, 2016, and other recognised accounting practices and policies has not disclosed the information required to be disclosed with the requirement of Regulation 33 of the SEBI (Listing Obligations and Disclosure Requirements) Regulations 2015, including the manner in which, it is to be disclosed, or that it contains any material misstatement.

1. The Statement includes the Results of the following Entities:

Name of the Company	Relationship
Vivessa Industries Private Limited	Associate

4. We did not review the financial result of associate whose total Revenue of Rs. 343.60 Lakhs profit after tax is Rs.12.04 Lakhs for the period ended 30.09.2018. Our report on the consolidated quarterly financial results, in so far as it relates to amount included in respect of the said associate, is solely based on the financial statements prepared by the management of the respective companies.



14/11/18

5. The Statement also includes the Group's share of net profit (including other comprehensive income) of Rs. 0 Lakhs and 0 Lakhs for the quarter and the months period ended 30 September 2018, as considered in The Statement, whose financial results have not been reviewed by us. These Financial results are un-reviewed and have been furnished to us by the management and our opinion on the consolidated financial results, in so far as it related to the aforesaid associate is based solely on such un- reviewed financial results. In our opinion and according to the information and explanations given to us by the management, these financial results are not material to the Group. Our review report is not modified in respect of this matter.

For RG & Associates
Chartered Accountants
FRN: 010022S



Rajan Gupta
Proprietor
ICAI M.No.211760



Hyderabad , November 14 , 2018


LIMITED REVIEW REPORT

The Board of Directors of
BIO GREEN PAPERS LIMITED

Independent Auditor's Review Report on Standalone Quarterly and Year to Date Financial Results of the Regulation 33 of the SEBI (Listing Obligations and Disclosure Requirements) Regulations,2015

1. We have reviewed the accompanying statement of Unaudited Financial Results ("The Statement") of **BIO GREEN PAPERS LIMITED**, ("the Company")having registered office at 7B, 4th Floor, Lumbini Jewel Mall, Banjara Hills, Road No.2. Hyderabad – 5000034, for the quarter ended on September, 2018 and year to date results for the period 01 July 2018 to 30 September 2018, being submitted by the Company pursuant to the requirements of Regulation 33 of the SEBI (Listing Obligations and Disclosure Requirements) Regulations, 2015 ("SEBI Regulations, 2015") . This Statement is the responsibility of the Company's Management and has been approved the Board of Director. Our responsibility is to issue a report on the Statement based on our review.
2. We conducted our review in accordance with the Standard on Review Engagement ('SRE') 2410, "Review of Interim Financial Information Performed by the Independent Auditor of the Entity" issued by the Institute of Chartered Accountants of India ("ICAI"). This standard requires that we plan and perform the review to obtain moderate assurance as to whether the Statement is free of material misstatement. A Review is limited primarily to inquiries of Company personnel and analytical procedure applied to financial data and thus provides less assurance than an audit. We have not performed an audit and accordingly, we do not express an audit opinion.
3. Based on our review conducted as stated above, nothing has come to our attention that causes us to believe that the accompanying Statement prepared in accordance with applicable Indian. Accounting Standards specified under section 133 of the Companies Act, 2013, and SEBI Circulars CIR/CFD/CMD/15/2015 date 30 November 2015.and. CIR/CFD/FAC/62/2016 dated July 05, 2016, and other recognised accounting practices and policies has not disclosed the information required to be disclosed with the requirement of Regulation 33 of the SEBI (Listing Obligations and Disclosure Requirements) Regulations 2015, including the manner in which, it is to be disclosed, or that it contains any material misstatement.

For RG & Associates
Chartered Accountants
FRN: 010022S



Rajan Gupta
Proprietor
ICAI M.No.211760



Hyderabad , November 14, 2018