

CIN : L65910PB1981PLC023058
GSTIN : 03AAACK4419L1Z0
PAN : AAACK4419L
Email : kovalam@owmnaahar.com

KOVALAM INVESTMENT & TRADING COMPANY LIMITED
REGD. OFFICE: PREMISES OSWAL WOOLLEN MILLS LIMITED, G.T. ROAD, SHERPUR, LUDHIANA - 141 003

Dated:- 14.11.2018

BSE LIMITED
Phiroze Jeejeebhoy Tower,
Dalal Street,
MUMBAI-400 001

Sub: **UN-AUDITED FINANCIAL RESULTS FOR THE QUARTER AS WELL AS SIX MONTHS ENDED ON 30.09.2018**

Dear Sir/Madam,

In term of Regulation 33 of SEBI ((Listing Obligations and Disclosure Requirements) Regulations 2015 , please find enclosed herewith:


1. Un-Audited Financial Results for the Quarter as well as six month ended on 30.09.2018, as approved by the Board of Directors in their Meeting held on November 14th, 2018.
2. Statement of Assets and Liabilities as at 30th September, 2018.
3. Limited Review Report received on the Un-audited Financial Results for the Quarter as well as six months ended 30.09.2018 from M/s YAPL & Co. Ludhiana, Statutory Auditors of the Company and taken on record by the Board.

You are requested to take the same on record and acknowledge the receipt.

Thanking You,

Yours Faithfully,

For Kovalam Investment & Trading Co. Ltd.



PAWAN KUMAR SHARMA
(DIRECTOR / COMPLIANCE OFFICER)
DIN: 07163131



KOVALAM INVESTMENT AND TRADING CO LIMITED

Regd. Office: Premises Oswal Woollen Mills Limited G.T. Road, Sherpur Ludhiana Ludhiana -141003 PB


CIN:L65910PB1981PLC023058, Ph.:+91-161- 5066605, www.owmnahar.com/kovalam, email:kovalam@owmnahar.com

Statement of Standalone Unaudited Financial Results for the Quarter/Half Year Ended 30/09/2018

PART I

(Rs.in Lakhs)

Sl. No.	Particulars	STANDALONE					
		Quarter ended			Half Year ended		Year Ended
		30.09.18	30.06.18	30.09.17	30.09.18	30.09.17	31.03.18
		Unaudited	Unaudited	Unaudited	Unaudited	Unaudited	Audited
1.	a) Net Sales/Income from operations	38.96	31.05	85.60	70.01	130.91	253.92
	b) Other Income	0.17	0.15	0.06	0.32	0.06	1.07
	Total income from operations (net)	39.13	31.20	85.66	70.33	130.97	254.99
2.	Expenses						
	(a) Cost of materials consumed	-	-	-	-	-	-
	(b) Purchases of stock-in-trade	-	-	-	-	-	-
	(c) Changes in inventories of finished goods, work-in-progress and stock-in-trade	-	-	-	-	-	-
	(d) Employee benefits expense	2.85	2.85	2.70	5.70	5.40	10.80
	(e) Finance Cost	-	-	-	-	-	-
	(f) Depreciation and amortisation expense	-	-	-	-	-	-
	(g) Other Expenses						
	(1) Legal & Professional Charges	0.36	0.20	0.56	0.56	0.57	2.20
	(2) Rent Paid	1.26	0.36	0.36	1.62	0.78	1.44
	(3) Rate, Fee & Taxes	-	-	-	-	-	0.33
	(4) Listing Fees	0.62	0.63	-	1.25	2.87	2.87
	(5) Provision for Permanent Diminuation in Value of Investments	2.20	2.20	12.36	4.40	12.36	8.83
	(6) Charity & Donations	3.75	3.75	7.50	7.50	7.50	15.00
	(7) Loss on Sale of Investments	39.63	-	-	39.63	-	-
	(8) Other expenses	0.34	0.13	0.15	0.47	0.53	1.09
	Total expenses	51.01	10.12	23.63	61.13	30.01	42.56
3.	Profit before exceptional and extraordinary items and Tax(1-2)	(11.88)	21.08	62.03	9.20	100.96	212.43
4.	Exceptional items	-	-	-	-	-	-
5.	Profit before Extraordinary items and tax (3 ± 4)	(11.88)	21.08	62.03	9.20	100.96	212.43
6.	Extraordinary items	-	-	-	-	-	-
7.	Profit before tax (5 + 6)	(11.88)	21.08	62.03	9.20	100.96	212.43
8.	Tax Expense	6.62	6.98	13.30	13.60	24.10	55.13
9.	Net Profit for the period from Continuing operations (7 + 8)	(18.50)	14.10	48.73	(4.40)	76.86	157.30
10.	Profit/(Loss) from discontinuing operations	-	-	-	-	-	-
11.	Tax expense of discontinuing operations	-	-	-	-	-	-
12.	Profit/(Loss) from discontinuing operations (after tax) (10 ± 11)	-	-	-	-	-	-
13.	Profit/(Loss) for the period before minority interest	(18.50)	14.10	48.73	(4.40)	76.86	157.30
14.	Share of profit / (loss) of associates	-	-	-	-	-	-
15.	Minority interest	-	-	-	-	-	-
16.	Net Profit / (Loss) for the period (13 + 14 + 15)	(18.50)	14.10	48.73	(4.40)	76.86	157.30
17.	Paid-up Equity Share Capital (Face value: Rs.10/- per share)	222.39	222.39	222.39	222.39	222.39	222.39
18.	Reserves excluding revaluation reserves (as per Balance Sheet of previous accounting year)						2,389.39
19.	Earnings Per Share						
	Basic and Diluted (not annualised) (Rs.)	(0.83)	0.63	2.19	(0.20)	3.46	7.07



SEGMENT WISE REVENUE RESULTS AND CAPITAL EMPLOYED

Sl. No.	Particulars	STANDALONE					
		Quarter ended			Half Year ended		Year Ended
		30.09.18	30.06.18	30.09.17	30.09.18	30.09.17	31.03.18
		Unaudited	Unaudited	Unaudited	Unaudited	Unaudited	Audited
1.	Segment Revenue (Net sales / Income from each segment)						
	a) Investment & Finance	28.12	19.44	62.84	47.56	91.57	164.30
	b) Services (Brokerage)	11.01	11.76	22.82	22.77	39.40	90.69
	Total	39.13	31.20	85.66	70.33	130.97	254.99
	Less: Inter segment revenue	NIL	NIL	NIL	NIL	NIL	NIL
	Net sales / Income from operations	39.13	31.20	85.66	70.33	130.97	254.99
2.	Segment Results (Profit (+)/Loss(-) before tax and interest from each segment)						
	a) Investment & Finance	(18.84)	13.37	47.01	(5.47)	69.66	137.94
	b) Services (Brokerage)	10.71	11.46	22.52	22.17	38.80	89.49
	Total	(8.13)	24.83	69.53	16.70	108.46	227.43
	Less i. Finance Costs	-	-	-	-	-	-
	ii. Other un-allocable expenditure net off un-allocable income	3.75	3.75	7.50	7.50	7.50	15.00
	Total Profit (+) / Loss (-) Before Tax	(11.88)	21.08	62.03	9.20	100.96	212.43
3.	Capital Employed (Segment Assets - Segment Liabilities)						
	a) Investment & Finance	2,601.25	2,621.96	2,520.83	2,601.25	2,520.83	2,592.83
	b) Services (Brokerage)	6.16	3.92	10.51	6.16	10.51	20.26
	Total	2,607.41	2,625.88	2,531.34	2,607.41	2,531.34	2,613.09

Standalone & Consolidated Statement of Assets and Liabilities



(Rs in Lakhs)

Particulars	STANDALONE		
	Half Year End		Year End
	30.09.18	30.09.17	31.03.18
	Unaudited	Unaudited	Audited
A EQUITY AND LIABILITIES			
1 Shareholders' funds			
(a) Equity Share capital	222.39	222.39	222.39
(b) Reserves and surplus	2,385.02	2,308.95	2,389.39
Sub-total - Shareholders' funds	2,607.41	2,531.34	2,611.78
2 Current liabilities			
(a) Other current liabilities	1.52	2.90	1.89
(b) Short-term provisions	15.52	90.45	51.29
Sub-total - Current liabilities	17.04	93.35	53.18
TOTAL - EQUITY AND LIABILITIES	2,624.45	2,624.69	2,664.96
B ASSETS			
1 Non-current assets			
(a) Non-current investments	1,756.47	1,141.67	1,677.02
(b) Deferred tax assets (net)	1.91	7.93	1.91
Sub-total - Non-current assets	1,758.38	1,149.60	1,678.93
2 Current assets			
(a) Cash and cash equivalents	24.96	37.16	25.46
(b) Short-term loans and advances	767.00	1,278.00	873.00
(c) Other current assets	74.11	159.93	87.57
Sub-total - Current assets	866.07	1,475.09	986.04
TOTAL - ASSETS	2,624.45	2,624.69	2,664.96

Notes:

1. The above results have been reviewed by the Audit committee and thereafter were taken on record by the Board of Directors in their meeting held on 14.11.2018.
2. The above financial results have been subjected to the Limited Review by the Statutory Auditors in terms of Regulation 33 of SEBI Listing Obligations and who have issued an unmodified audit report.
3. Previous year/period figures have been regrouped/ rearranged wherever considered necessary.

For and on behalf of the Board


 Pawan Kumar Sharma
 Director


Place : Ludhiana
Date : 14.11.2018



YAPL & CO.

PAN : AACFL3265A
Ph. : 97805 58951
e Mail : yaplca.16@gmail.com

Chartered Accountants
102-Kismat Complex, G. T. Road,
Miller Garj, LUDHIANA-141 003. (Punjab)

Ref. No.....

Dated

LIMITED REVIEW REPORT

To

The Board of Directors,
Kovalam Investment and Trading Co Ltd,
Ludhiana.

We have reviewed the accompanying statement of unaudited financial results of Kovalam Investment and Trading Company Limited, having Registered Office at Premises Oswal Woollen Mills Limited, G.T. Road, Sherpur, Ludhiana for the quarter ended 30th September, 2018. This statement is the responsibility of the Company's management and has been approved by the Board of Directors. Our responsibility is to issue a report on these financial statements based on our review.

We conducted our review in accordance with the Standard on Review Engagement (SRE) 2410, *Engagements to Review of Interim Financial Information Performed by the Independent Auditor of the Entity* issued by the Institute of Chartered Accountants of India. This standard requires that we plan and perform the review to obtain moderate assurance as to whether the financial statements are free of material misstatement. A review is limited primarily to inquiries of company personnel and analytical procedure applied to financial data and thus provides less assurance than an audit. We have not performed an audit and accordingly, we do not express an audit opinion.

Based on our review conducted as above, nothing has come to our attention that causes us to believe that the accompanying statement of unaudited financial results prepared in accordance with applicable accounting standards and other recognized accounting practices and policies has not disclosed the information required to be disclosed in terms of Regulation 33 of the SEBI (Listing Obligations and Disclosure Requirements) Regulations, 2015 including the manner in which it is to be disclosed, or that it contains any material misstatement.

FOR YAPL & CO,
Chartered Accountants

FRN: 017800N

(PRIYANKA SHOREE)
Partner

Membership No: 538274

Place: Ludhiana
Dated. 14.11.2018

