



Renewables

Date: May 08, 2024

To

BSE Limited  
P J Towers,  
Dalal Street,  
Mumbai – 400 001

The National Stock Exchange of India Limited  
“Exchange Plaza”,  
Bandra – Kurla Complex,  
Bandra (E), Mumbai – 400 051

**Scrip Code: 541450**

**Scrip Code: ADANIGREEN**

Dear Sir,

**Sub: Intimation of interaction with Investors / Analysts**

Pursuant to Regulation 30 of the SEBI (Listing Obligations and Disclosure Requirements) Regulations, 2015, we hereby inform that the Company will participate in the interaction with investors / analysts as per schedule given hereunder:

<b>Date of Meeting</b>	<b>Conference / Event</b>	<b>Organised By</b>	<b>Venue of Meeting</b>
May 13, 2024	Equity investors meeting	Macquarie	Hong Kong
May 14, 2024			

The presentation for the conference is enclosed herewith and also being uploaded on website of the Company.

You are requested to take the same on your records.

Thanking You

Yours Faithfully,

**For, Adani Green Energy Limited**

**Pragnesh Darji**  
**Company Secretary**

Adani Green Energy Limited  
Adani Corporate House, Shantigram,  
Nr Vaishno Devi Circle, S G Highway  
Khodiyar, Ahmedabad 382 421  
Gujarat, India  
CIN: L40106GJ2015PLC082007

Tel +91 79 2555 5555  
Fax +91 79 2555 5500  
investor.agel@adani.com  
www.adanigreenenergy.com



# Adani Green Energy Limited

Equity Investor Presentation

May 2024



---

<b>1</b>	<b>Adani Portfolio – Overview</b>
<b>2</b>	<b>India – Renewable Opportunity &amp; AGEL – Company Profile</b>
<b>3</b>	<b>AGEL – Business Strategy</b>
<b>3a</b>	<b>Origination and Development Readiness</b>
<b>3b</b>	<b>Operational Excellence</b>
<b>3c</b>	<b>Capital Management Philosophy</b>
<b>4</b>	<b>AGEL – ESG Framework &amp; Commitments</b>
<b>5</b>	<b>AGEL – Investment Rationale</b>
	<b>Annexures</b>

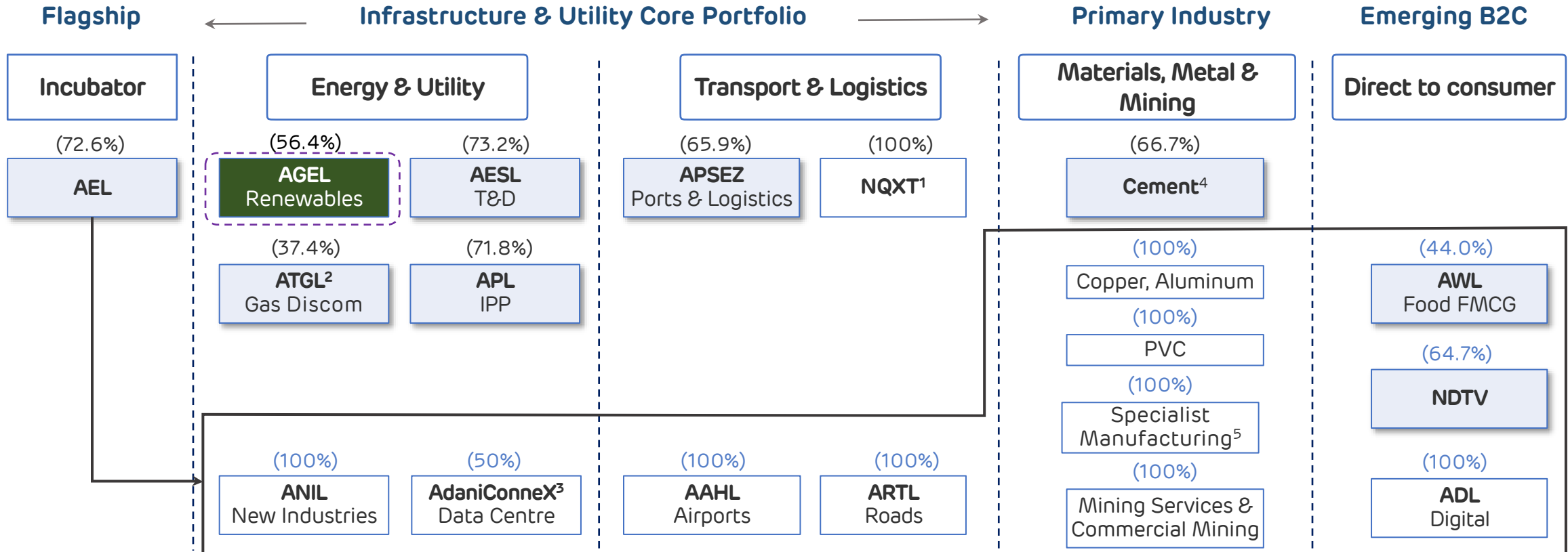
---



# 01

## Adani Portfolio

# Adani Portfolio: A World class infrastructure & utility portfolio



(%): Promoter equity stake in Adani Portfolio companies (%) : AEL equity stake in its subsidiaries  - Represents publicly traded listed verticals

## A multi-decade story of high growth centered around infrastructure & utility core

1. NQXT: North Queensland Export Terminal | 2. ATGL: Adani Total Gas Ltd, JV with Total Energies | 3. Data center, JV with EdgeConnex, | 4. Adani Cement includes 66.74% stake in Ambuja Cements which in turn owns 50.05% in ACC Limited. Adani directly owns 6.64% stake in ACC Limited. Ambuja Cements Ltd. holds 60.44% stake in Sanghi Industries Ltd. | 5. Includes the manufacturing of Defense and Aerospace Equipment | AEL: Adani Enterprises Limited; APSEZ: Adani Ports and Special Economic Zone Limited; AESL: Adani Energy Solutions Limited; T&D: Transmission & Distribution; APL: Adani Power Limited; AGEL: Adani Green Energy Limited; AAHL: Adani Airport Holdings Limited; ARTL: Adani Roads Transport Limited; ANIL: Adani New Industries Limited; AWL: Adani Wilmar Limited; ADL: Adani Digital Limited; IPP: Independent Power Producer | NDTV: New Delhi Television Ltd | PVC: Polyvinyl Chloride | Promoters holding are as on 31<sup>st</sup> March, 2024.

# Adani Portfolio: Decades long track record of industry best growth with national footprint

## Secular growth with world leading efficiency

## National footprint with deep coverage

**adani**  
Ports and Logistics

**Growth 3x<sup>6</sup>**

**EBITDA 70%<sup>1,2</sup>**

**adani**  
Renewables

**Growth 4x<sup>6</sup>**

**EBITDA 92%<sup>1,4</sup>**

**adani**  
Transmission

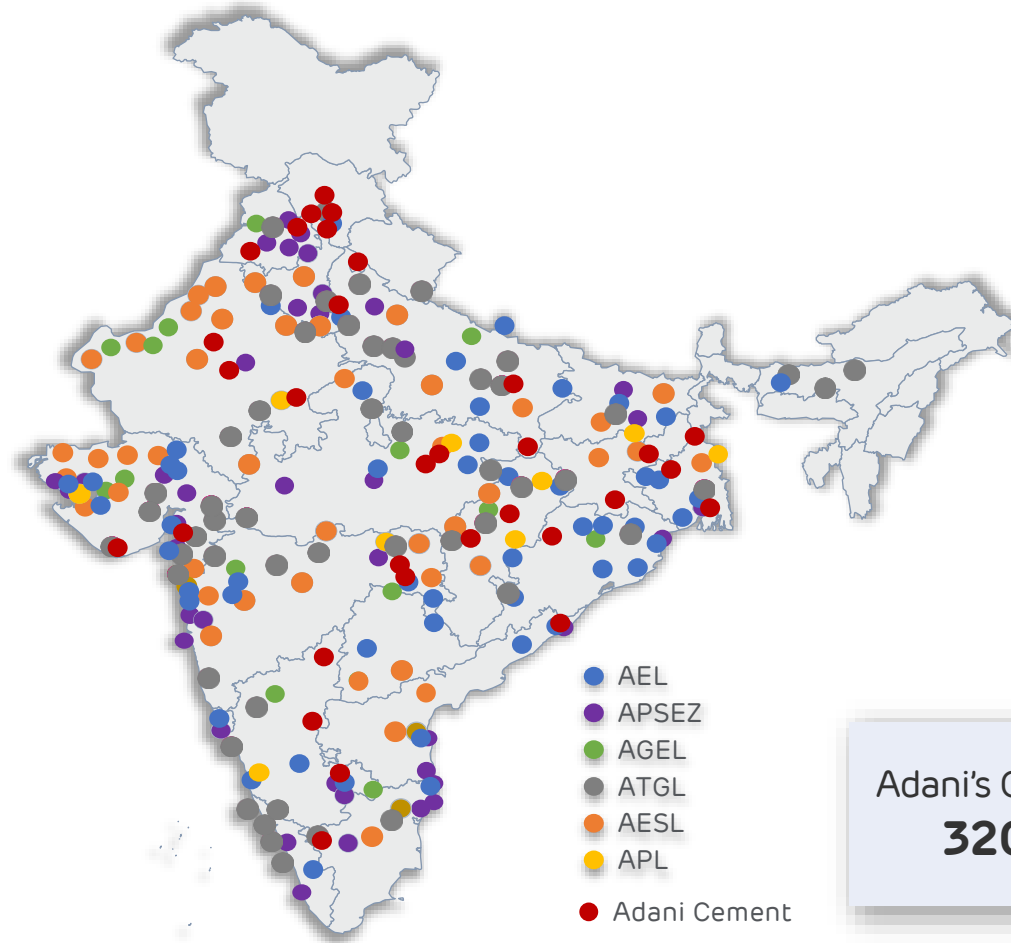
**Growth 3x<sup>6</sup>**

**EBITDA 91%<sup>1,3,5</sup>**

**adani**  
Gas

**Growth 1.4x<sup>6</sup>**

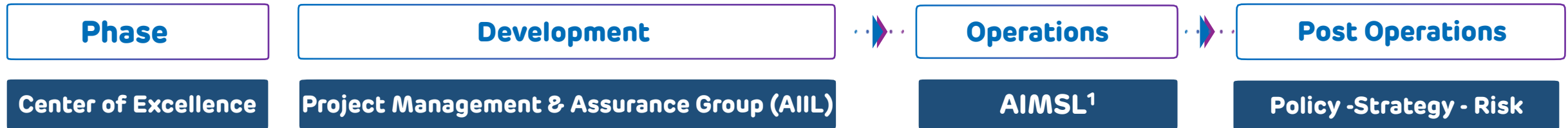
**EBITDA 19%<sup>1,3</sup>**







**Adani's Core Infra. Platform –  
320 Mn Userbase**

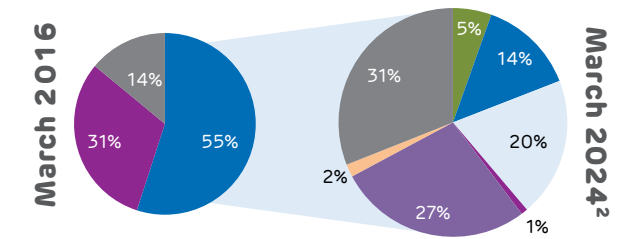
Note: 1. Provisional Data for FY24 (FY 23A for APSEZ) ; 2. Margin for indian ports business only, Excludes forex gains/losses; 3. EBITDA = PBT + Depreciation + Net Finance Costs – Other Income; 4. EBITDA Margin represents EBITDA earned from power supply 5. Operating EBITDA margin of transmission business only, does not include distribution business, 6. Growth pertains to expansion and development aligned with market growth. Growth of respective Adani portfolio company vs. Industry growth is as follows: **APSEZ's** cargo volume surged from 113 MMT to MMT 339(13%) between 2014 and 2023, outpacing the industry's growth from 972 MMT to 1433 MMT (4%). **AGEL's** operational capacity expanded from 0.3 GW to 10.9 GW (57%) between 2016 and 2024, surpassing the industry's growth from 46 GW to 143.6 GW (15%). **AESL's** transmission length increased from 6,950 ckm to 20,509 ckm (14%) between 2016 and 2024, surpassing the industry's growth from 3,41,551 ckm to 4,85,544 ckm (4%). **ATGL** expanded its geographical areas from 6 to 52 (27%) between 2015 and 2024, outperforming the industry's growth from 62 to 307 (19%). PBT- Profit before tax, ATGL-Adani Total Gas Limited, AEL: Adani Enterprises Limited, APSEZ: Adani Ports and Special Economic Zone Limited, AESL: Adani Energy Solutions Limited, APL: Adani Power Limited, AGEL: Adani Green Energy Limited | Growth represents the comparison with respective industry segment.

# Adani Portfolio: Repeatable, robust & proven transformative model of investment



Activity	Origination	Site Development	Construction	Operation	Capital Mgmt
	<ul style="list-style-type: none"> <li>Analysis &amp; market intelligence</li> <li>Viability analysis</li> <li><b>Strategic value</b></li> </ul>	<ul style="list-style-type: none"> <li>Site acquisition</li> <li>Concessions &amp; regulatory agreements</li> <li><b>Investment case development</b></li> </ul>	<ul style="list-style-type: none"> <li>Engineering &amp; design</li> <li>Sourcing &amp; quality levels</li> <li><b>Equity &amp; debt funding at project</b></li> </ul>	<ul style="list-style-type: none"> <li><b>Life cycle O&amp;M planning</b></li> <li>Asset Management plan</li> </ul>	<ul style="list-style-type: none"> <li>Redesigning capital structure of assets</li> <li><b>Operational phase funding consistent with asset life</b></li> </ul>

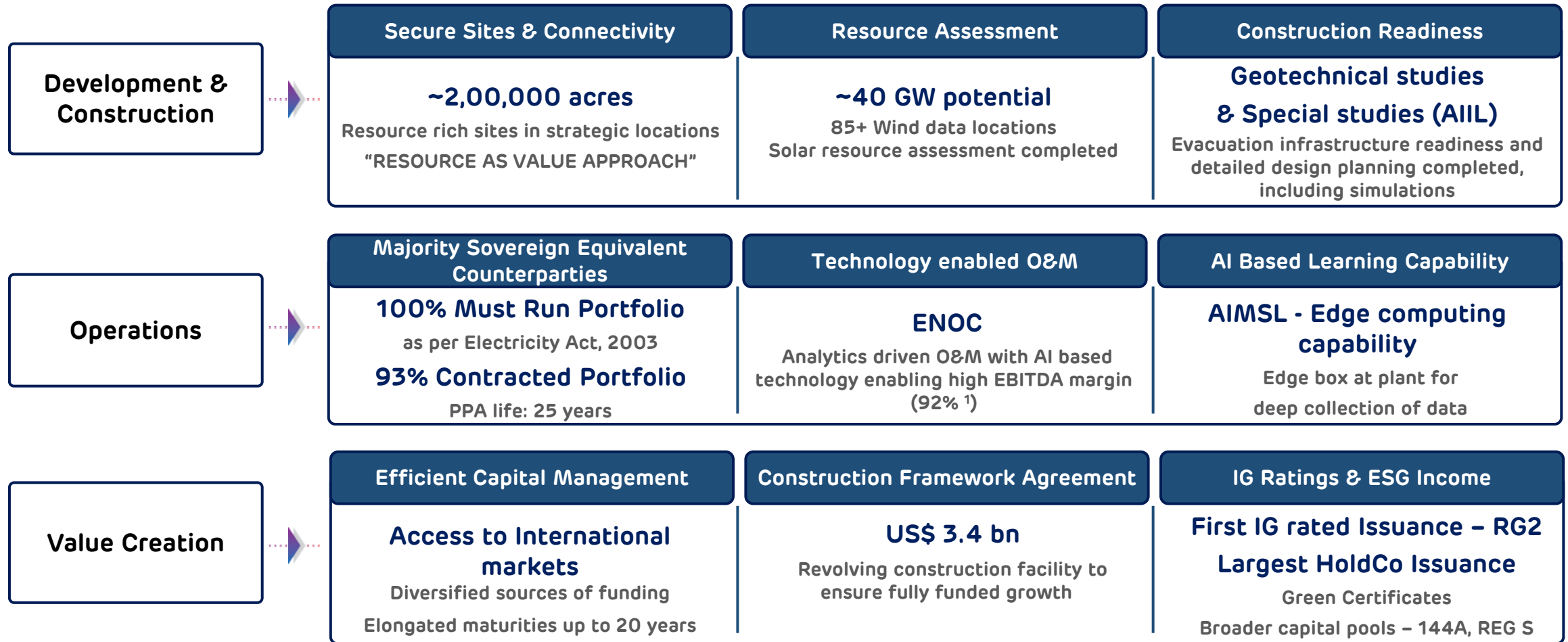
Performance	India's Largest Commercial Port (at Mundra)	Longest Private HVDC Line in Asia (Mundra - Mohindergarh)	2,140 MW Hybrid cluster operationalized in Rajasthan in FY23	Energy Network Operation Center (ENOC)	(ABEX -Adani Business Excellence)
	Highest Margin among Peers	Highest line availability	India's first and World's largest solar-wind hybrid cluster	Centralized continuous monitoring of plants across India on a single cloud based platform	<ul style="list-style-type: none"> <li><b>Duration Risk Matching</b></li> <li><b>Forex Currency Risk Management</b></li> <li><b>Interest Rate Risk management</b></li> <li><b>Governance &amp; Assurance</b></li> </ul>
					



Note 1 Adani Environmental Resource Management Services Ltd. (additional company is being proposed) | 2 Based on provisional FY 24 data.  
 O&M: Operations & Maintenance, HVDC: High voltage, direct current, PSU: Public Sector Undertaking (Public Banks in India), GMTN: Global Medium-Term Notes SLB: Sustainability Linked Bonds, AEML: Adani Electricity Mumbai Ltd., AIMSL : Adani Infra Mgt Services Pvt Ltd, IG: Investment Grade, LC: Letter of Credit, DII: Domestic Institutional Investors, COP26: 2021 United Nations Climate Change Conference; AGEL: Adani Green Energy Ltd. ,NBFC: Non-Banking Financial Company | AIIIL : Adani Infra India Limited



# AGEL: Replicating Group's Simple yet Transformational Business Model



**Well positioned for industry leading de-risked growth**

1. EBITDA margin from power supply in FY24

PPA: Power Purchase Agreement | ENOC: Energy Network Operations Centre | EBITDA: Earnings before Interest, tax, depreciation & amortization | IG: Investment Grade | AILL: Adani Infra India Limited |

AIMSL: Adani Infra Management Services Pvt Ltd





adani

Renewables

02

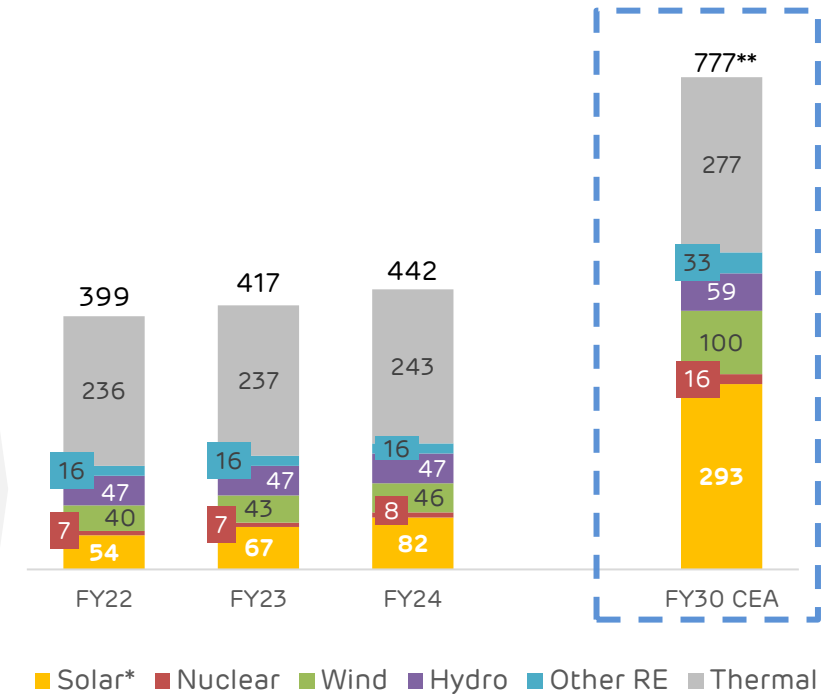
# India: Renewable Growth Opportunity & Adani Green Energy Limited (AGEL): Company Profile

# Massive push for Growth of Renewable Energy in India

## Enablers for Renewable Energy

<b>Govt commitment</b>	<ul style="list-style-type: none"> <li>Nation's commitment to reaching 500 GW non-fossil power capacity by 2030</li> <li>Supporting regulations in form of ISTS Waiver, Green Open Access, RPO/RGO, Hydro &amp; storage push</li> <li>MNRE targeting RE bids worth 50 GW/year over next 5 years</li> </ul>
<b>Storage solutions</b>	<ul style="list-style-type: none"> <li>Promoting battery storage by providing VGF support</li> <li>ISTS charges waived for Hydro PSP until FY30</li> </ul>
<b>Lowest cost source of power</b>	<ul style="list-style-type: none"> <li>Renewables are the cheapest source of power in the country and demand is driven by the lower cost and not just decarbonization goals (APPC – Rs.3.85/kWh; Latest Solar tariff discovered – Rs. 2.6/kWh)</li> </ul>
<b>C&amp;I demand</b>	<ul style="list-style-type: none"> <li>Apart from lower cost of renewables, C&amp;I demand will be driven by and emission intensity targets stipulated by BEE for power intensive industries – iron &amp; steel, cement, pulp &amp; paper and petrochemicals</li> <li>Further, decarbonization ambition (apart from BEE) would also provide an additional boost to the C&amp;I demand</li> </ul>

## Installed Capacity (GW)



- Renewables expected to drive >75% of the new capacity addition
- While solar likely to grow by 3X; Wind capacity installation also being pushed by Govt

\* Includes Rooftop

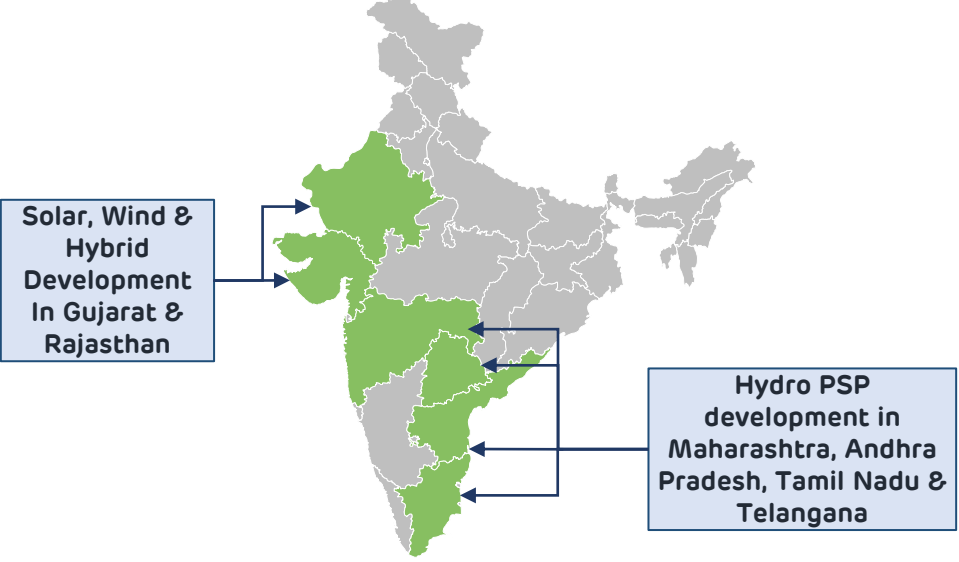
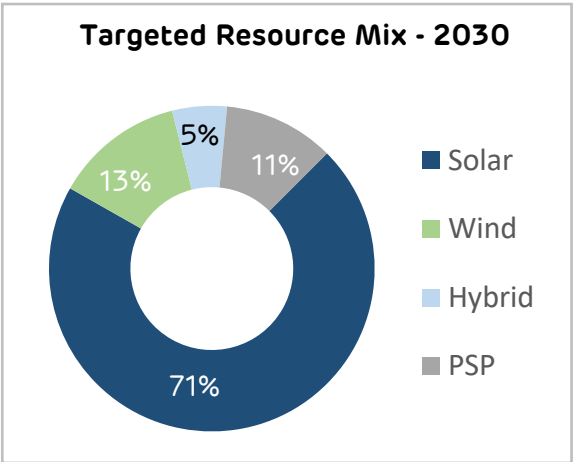
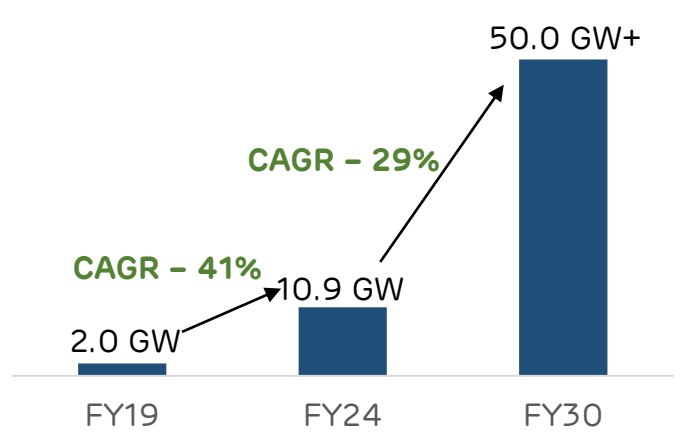
\*\* Excludes RE capacity required for Green Hydrogen

Sources: MoP, CEA

# AGEL – Leading India's Energy Transition

## Growth Strategy – 2030

## Well secured resource rich sites for capacity addition up to 2030



- Focused on delivering Renewable Energy with Storage solutions
- Increased focus on C&I and Merchant opportunities to maximize value creation
- Fully funded growth with disciplined capital management
- Developing RE projects at an unparalleled scale and speed
- Driving operational excellence through increased digitalization
- Driving improvements across Environmental, Social and Governance aspects

## Fully secured growth path to 50 GW+ by 2030

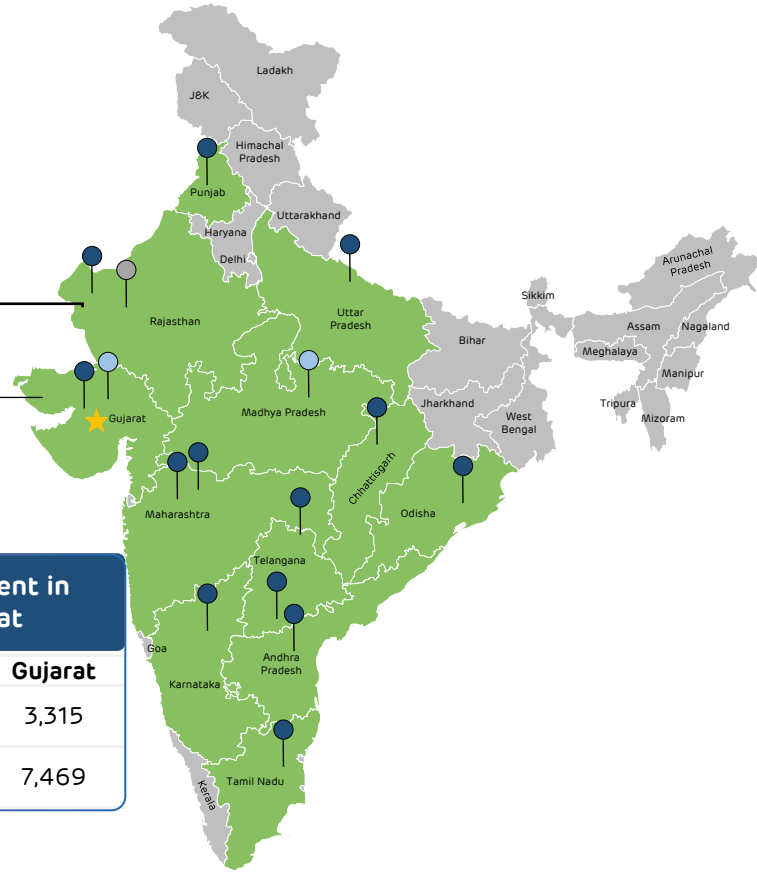
Note: Targeted capacity, locations & resource mix are based on current estimates and are subject to change.  
PSP: Pumped storage project



# AGEL – India’s largest renewable player and world’s 2<sup>nd</sup> largest solar PV developer <sup>1</sup>

## Strategically located in 12 Resource rich states <sup>2</sup>

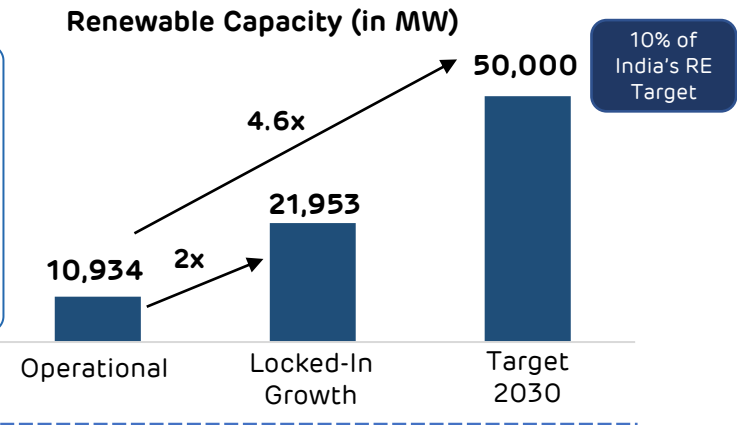
- Solar
- Wind
- Solar-Wind Hybrid
- ★ Head Office & ENOC



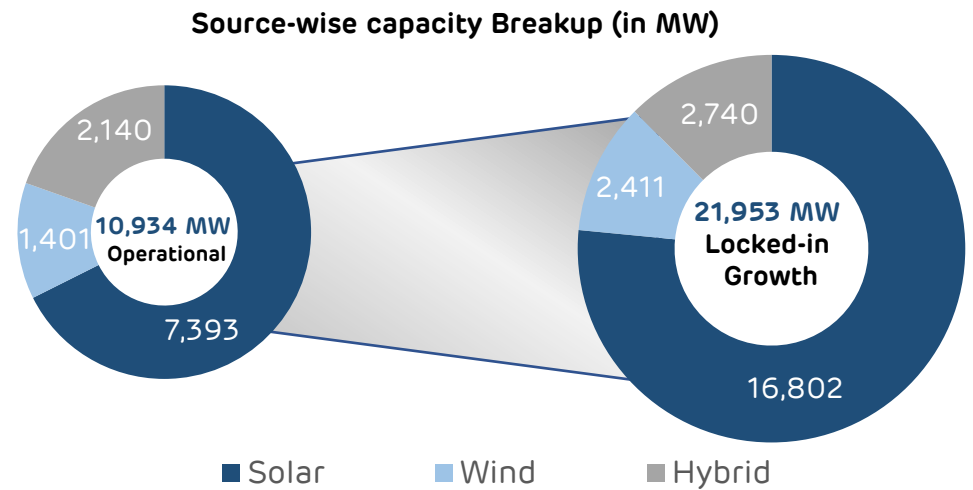
Large scale development in Rajasthan & Gujarat		
MW	Rajasthan	Gujarat
Operational	3,990	3,315
Under Execution	2,550	7,469

## 4.6x Targeted Growth by 2030

10,934 MW – Operational  
 11,019 MW – Under execution  
 21,953 MW - Locked-in Growth



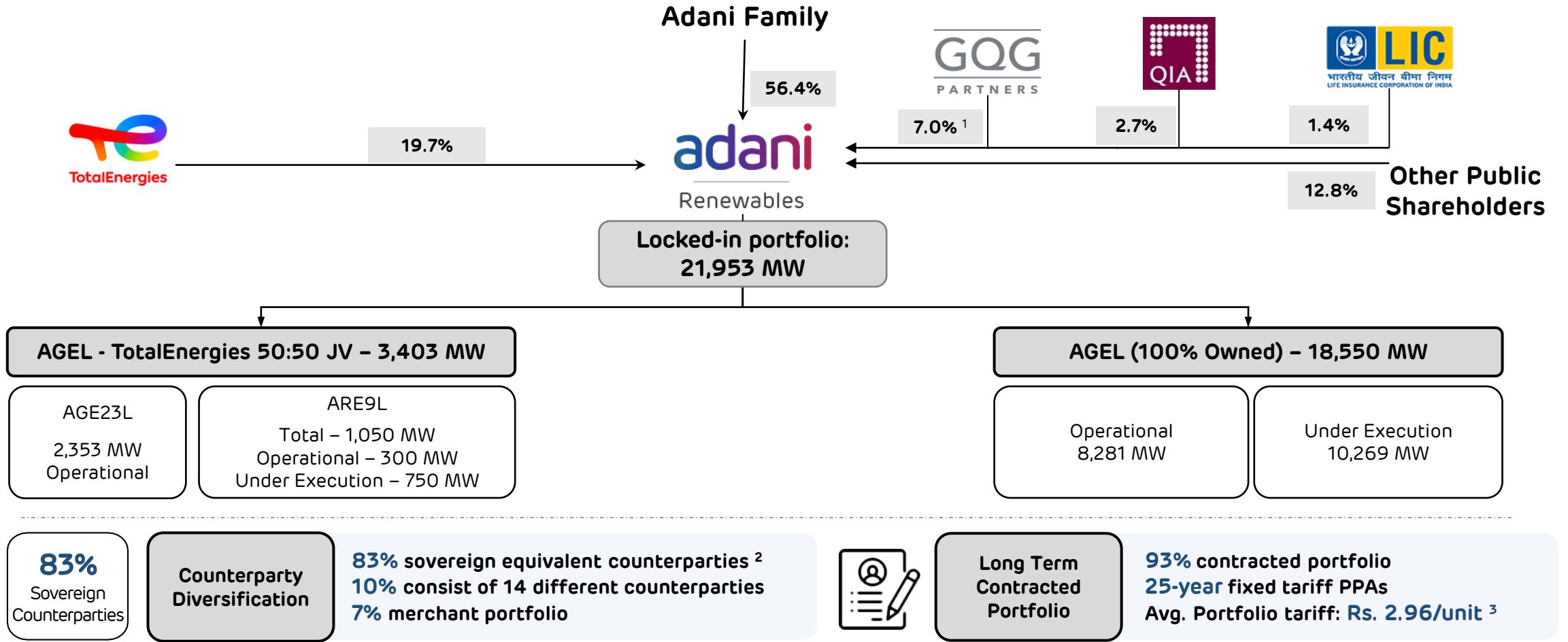
-----



## Leading the way towards large-scale adoption of affordable clean energy in India

1. As per Mercom Capital Group's Annual Global Report 2022-23  
 2. The indicated location for projects under execution is based on current planning and is subject to change.

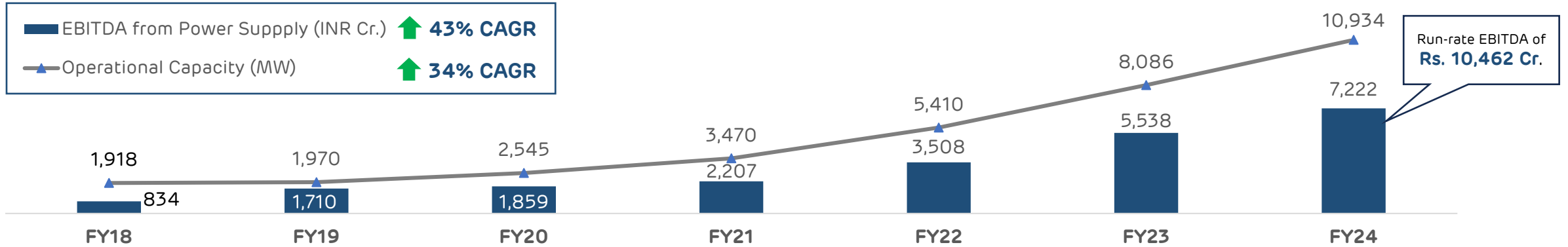
# AGEL – Holding Structure & Key Portfolio Highlights



1. Shareholding by funds managed by GQG Partners  
 2. Includes 5% sovereign equivalent rated counterparties - Gujarat Urja Vikas Nigam Limited (GUVNL) and Adani Electricity Mumbai Limited (AEML)  
 3. Average tariff for total contracted portfolio

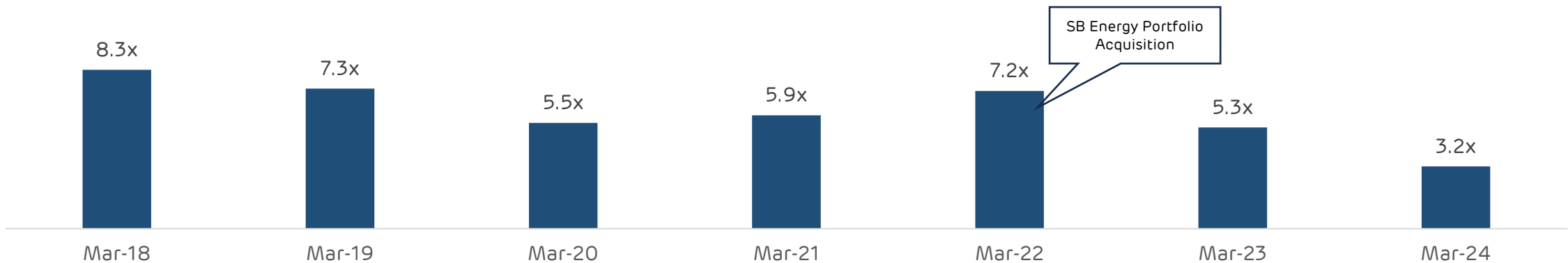
# AGEL – Growth & Cash Generation Capability De-risked

## Operational Capacity & EBITDA from Power Supply



Steadily increasing operating base thereby reducing the overall portfolio risk coupled with best-in-class EBITDA growth

## Leverage (LTD / FFO + Cash Cover)



Progressively reducing systemic risk ↓





# 03


## Adani Green Energy Limited (AGEL): Business Strategy



## 3a. Origination and Development Readiness

# Construction Ready Strategic Sites with High Resource Potential

Identified high resource potential sites of ~2,00,000 acres in Rajasthan and Gujarat



**Above Sites Available to Deploy:**

**Under Execution**  
~11.0 GW



**Future Project Potential**

**Enabling fully secured growth up to 2030**

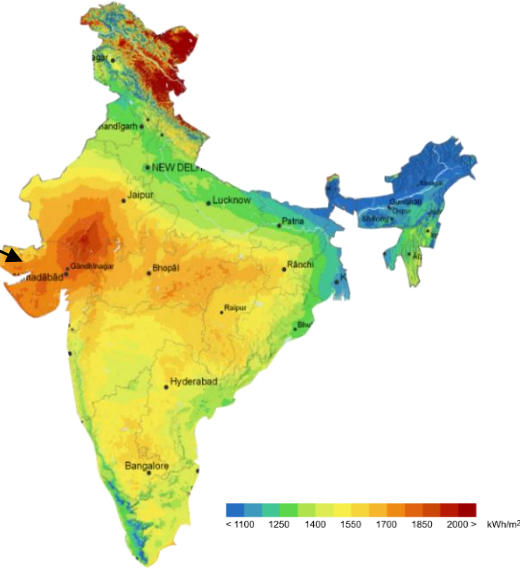
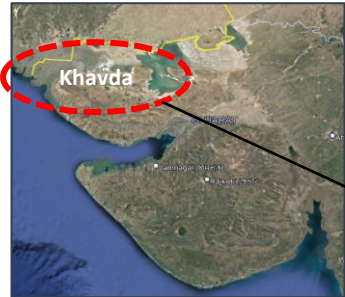
1.DC – Direct Current; CUF – Capacity Utilization Factor

2.LOA: Letter of award received from power purchaser on winning the bid

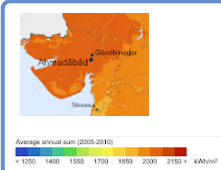


# Khavda – World’s largest single-location Renewable Energy Project

## Strategically located in Resource rich region of Gujarat

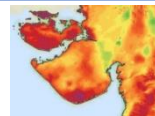


**Arid, non-cultivable contiguous land perfectly suited for mega scale RE development**



**Solar irradiation of ~2,060 kWh/ m<sup>2</sup>**

**Wind speed of ~8 meters/ second**



## A Renewable Energy Marvel in the Making

### Significant Scale Efficiencies

- ✓ All projects to be developed on contiguous land in Khavda Renewable Park
- ✓ Significant scale efficiencies in construction & O&M

### Well Planned Evacuation

- ✓ Advance phase wise evacuation planning matching AGEL's project timelines
- ✓ Connection to central grid and existing green corridor through high capacity transmission lines including 765 kV

### Advance Design planning

### Customized to the terrain

### Backed by extensive studies

- ✓ Topography survey
- ✓ Geotechnical Investigation for Soil
- ✓ Seismic Study
- ✓ Centrifuge Study
- ✓ Soil improvement Tests for WTG foundation
- ✓ Corrosion Study on Steel Structure & Concrete
- ✓ Area Drainage Study
- ✓ Customized design planning for Cable laying, piling, extra high voltage (EHV) substation and more

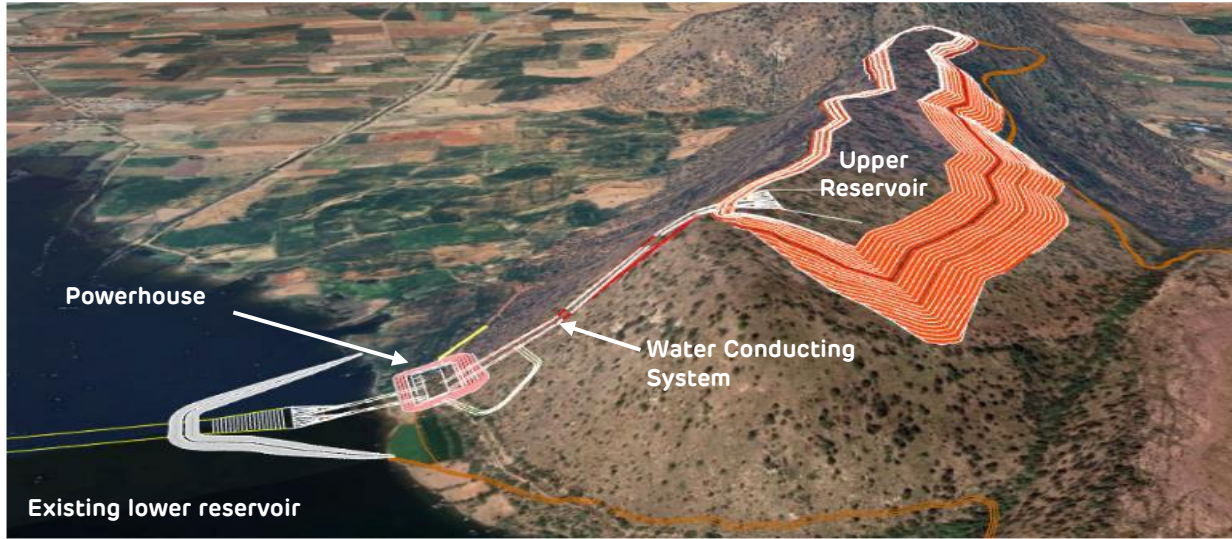
**2 GW already operational**

# 30 GW

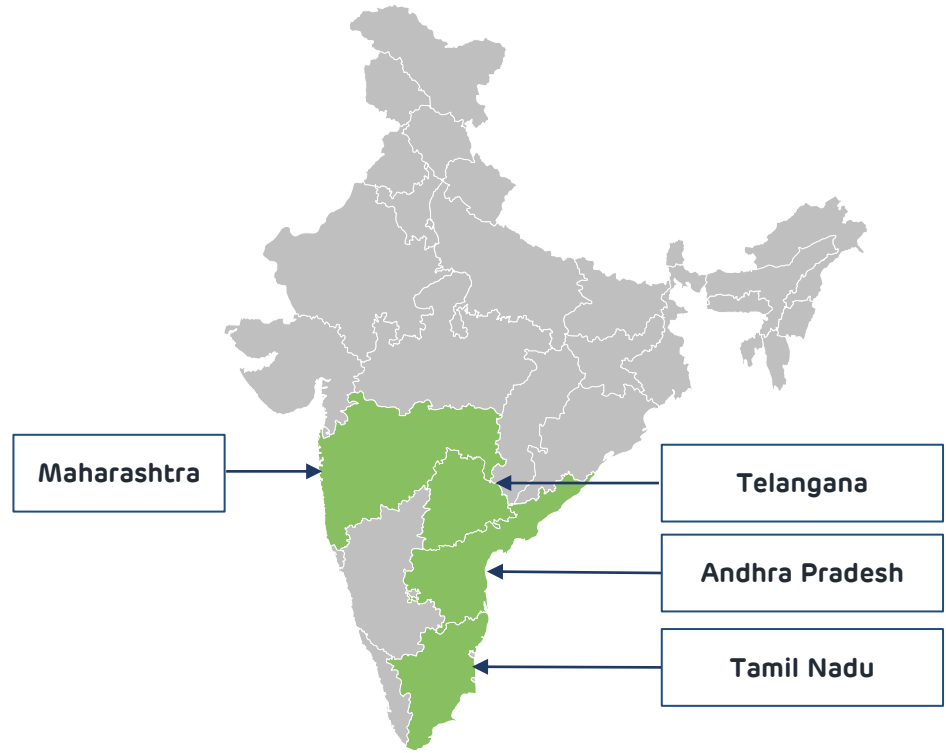
**Spread across 538 sq. km – 5x of Paris**

# Energy storage development – Hydro Pumped Storage Projects

Kicked off 1<sup>st</sup> Hydro PSP in Andhra Pradesh on Chitravathi river



Development Pipeline across 4 states



- Key Highlights**
- Installed Capacity – 500 MW (2\*250MW)
  - Annual Generation – 1 TWh+
  - Estimated Generation Hours – 6.2 Hours
  - Project land area – 407 acres

- Development activities completed with all approvals in place**
- ✓ Feasibility Study and DPR
  - ✓ ToR for Final Environmental Clearance
  - ✓ Forest Clearance (NOC received)
  - ✓ Land Purchase
  - ✓ Site enabling infrastructure

500 MW by 2027 → 5 GW+ by 2030

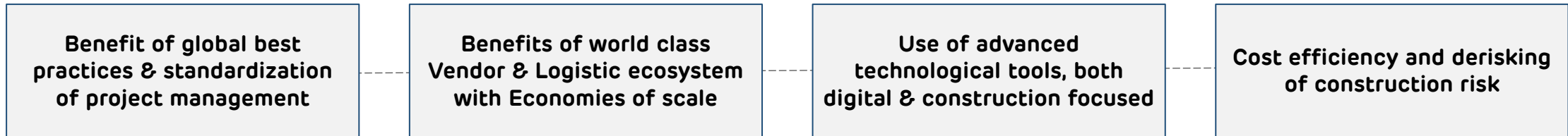
Targeted addition of 5 GW+ Hydro PSP capacity by 2030

# Project Management, Execution and Assurance through Adani Infra India Limited

## Project Management, Execution and Assurance



Access to large team of skilled professionals having specialized knowledge & hands-on experience of complete project management cycle of large infrastructure projects



**Strong Project Controls**



**Collaboration & Convergence**



**Effective Project Delivery**

**Best in class practices for planning, design, engineering and procurement driven by AILL leading to cost-effective project execution and assurance**



# Expertise in Developing Mega Scale Renewable Energy Projects



**Kamuthi: Tamil Nadu (FY16)**

**World's largest single location Solar project**

**648 MW**

**3x**

- Then, the largest single location solar power plant
- Executed within a record time of 8 months

Module	330 Wp
MMS	Fixed Tilt (99%) Tracker (1%)



**Rajasthan (FY23)**

**World's largest single location Hybrid RE Cluster**

**2.1 GW**

**14x**

- India's first ever hybrid power generation plant
- Achieved higher CUF (FY24: 40.7%)

Module	535 Wp
MMS	Fixed Tilt (40%) Tracker (60%)
WTG	2 MW machines



**Next Milestone - Khavda: Gujarat**

**World's largest RE Plant (Next Milestone)**

**30 GW**

- 2 GW already operational
- Spread over 538 sq. km, i.e., 5x of Paris
- AILL and AIMSL are the enablers for the construction and operations of AGEL
- 81 Billion units of clean energy to be generated
- Targeted to power over 16 million homes

**Consistently setting new benchmarks for renewable energy industry with unmatched speed & scale of execution**



## 3b. Operational Excellence

# Operational Excellence through Energy Network Operation Center (ENOC)



- Real time monitoring of operating assets across 12 states through ENOC at Ahmedabad
- Granular performance insights
- Predictive Maintenance optimizing Mean time between failure (MTBF)
- Suggests corrective actions in real time reducing Mean time to repair (MTTR)
- Industrial cloud partnership with Google for ML & AI capabilities

High plant availability (Solar)

**~100%**  
In last 5 years

Consistently improving CUF (Solar)

**25%**  
Up from 22% in FY19

Enabling industry-leading EBITDA margins <sup>1</sup>

**92%**

**AI enabled O&M capability driven by AIMSL leading to improved operations and better forecasting**

1. EBITDA margins from Power supply

ENOC: Energy Network Operations Centre, O&M: Operations and Maintenance, EBITDA: Earnings before Interest, tax, depreciation & amortization, GW: Gigawatt, CUF: Capacity Utilization Factor on MW<sub>AC</sub>,

AIMSL: Adani Infra Management Services Pvt Ltd



## 3c. Capital Management Philosophy



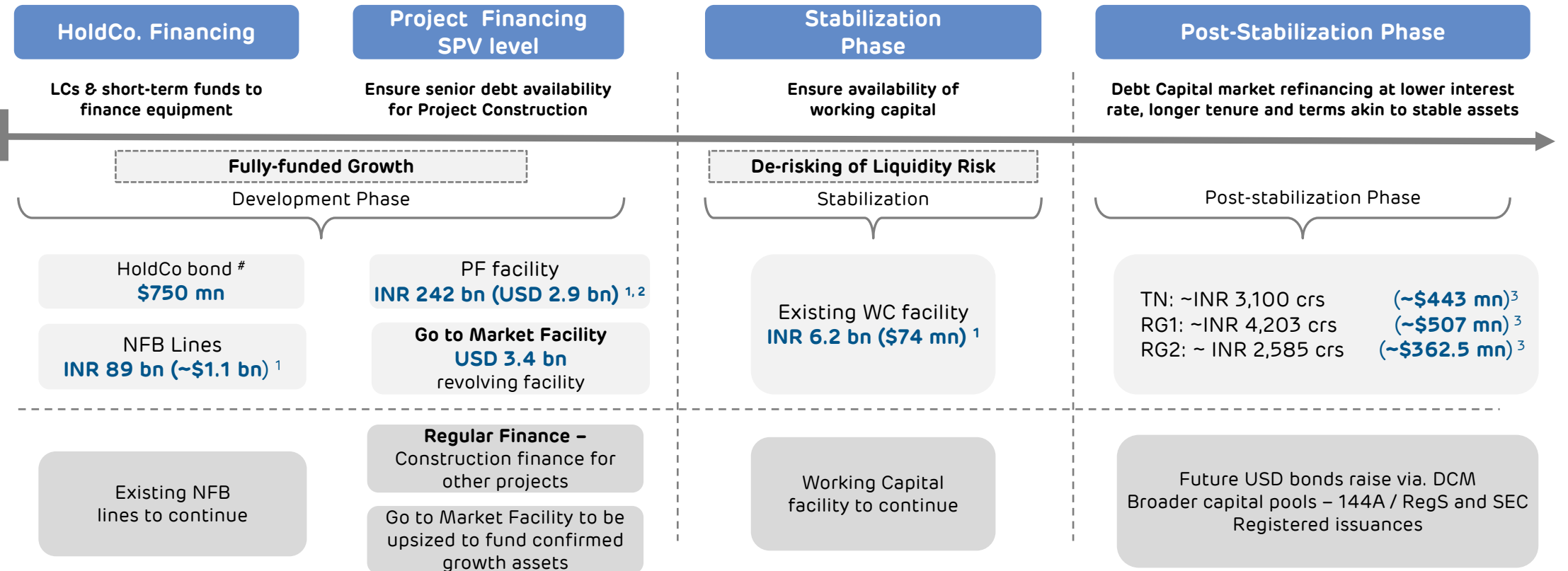
# Replicating Adani Business Model: Capital Management Philosophy

De-risking of SPVs to generate and release surplus cashflows for AGEL

De-risking integrated in Capital Mgmt. throughout Project lifecycle

Demonstrated

Future Plans



Equity infusion for fully funded growth up to 50 GW by 2030



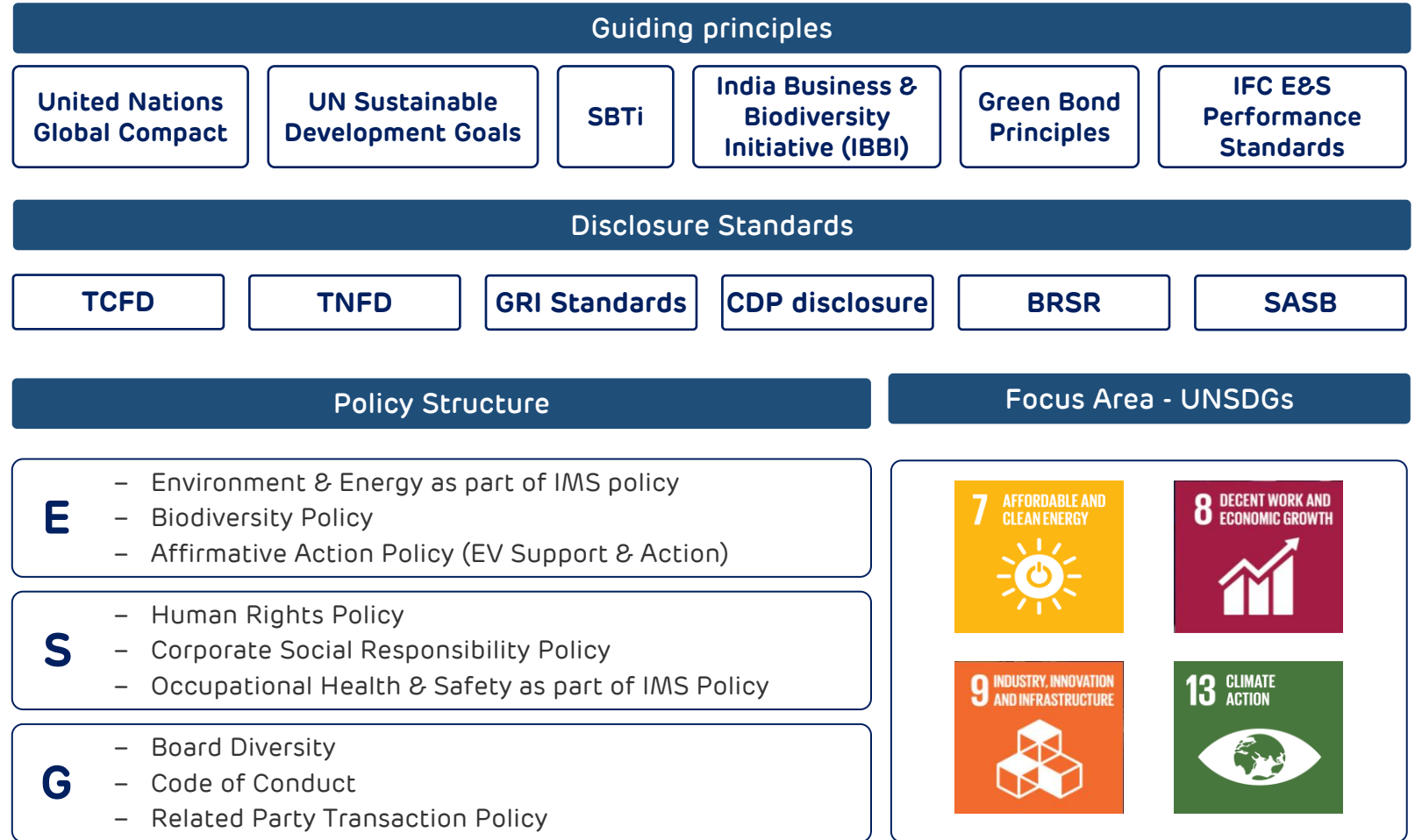
**Maximising Stakeholder Value & De-risking projects with Disciplined Capital Management**

1. USD/ INR = 83.5 2. Includes INR PF of 127 bn and other ECB of 45 bn | 3. Exchange rate as of transaction date | # Completed funding of the reserve account for the entire Holdco Bond redemption.  
 PF: Project Finance; LC: Letter of Credit; SPV: Special Purpose Vehicle; RG1: Restricted Group 1 ; RG2: Restricted Group 2; NFB: Non-fund based; WC: Working Capital

04

## **Adani Green Energy Limited (AGEL): ESG Framework & Commitments**

# Assurance backed ESG framework

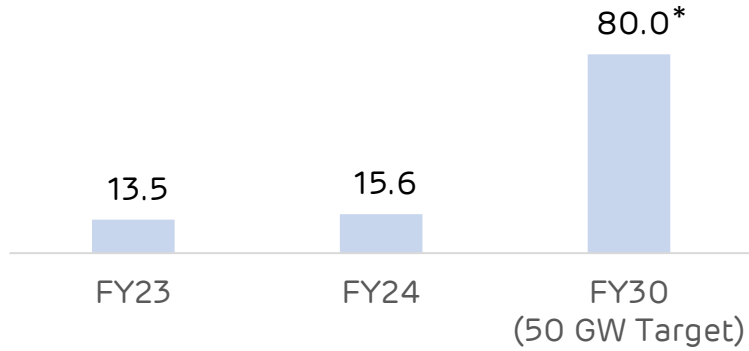


ESG: Environmental, Social & Governance; GRI: Global Reporting Initiative; CDP: Carbon Disclosure Project; TCFD: Task Force on Climate-Related Financial Disclosures; GHG: Greenhouse Gases; UNSDG: United Nations Sustainable Development Group; CSR: Corporate Social Responsibility; SASB: Sustainability Accounting Standards Board; BRSR: Business Responsibility and Sustainability Reporting IMS: Integrated Management System that essentially combines TNFD: Taskforce on Nature-related Financial Disclosures



# Substantial Avoidance of CO<sub>2</sub> Emissions

## CO<sub>2</sub> Emissions avoided (mn ton)



Targeted CO<sub>2</sub> emission avoidance equivalent to carbon sequestration of 3.8 Bn trees in 2030

## Key ESG Targets

Indicator	FY25 Target	Status: FY24
Ranking in ESG benchmarking of electric utility sector in the world	Top 10	Top 10 in RE sector by Sustainalytics/ 1 <sup>st</sup> in RE Sector in Asia and amongst Top 5 in RE Sector globally by ISS ESG
Water neutral operating capacity (MW) for plants > 200 MW	100%	100%
Zero waste to landfill operating capacity (MW)	100%	100%
Single use plastic free operating capacity (MW)	100%	100%
No Net Loss of biodiversity	100%	WIP

## Key Updates

- **Pollution control & GHG emission reduction: 99.8% less emission Intensity** per unit of generation (0.0018 GHG tCO<sub>2</sub> / MWh) in FY24 v/s Indian grid average of 0.72 tCO<sub>2</sub> / MWh
- **Resource conservation: 99.2% less Fresh Water consumption** per unit of generation (0.0268 kl / MWh) in FY24 as against 3.5 kl / MWh, statutory limit for thermal power
- With an aim to reduce Scope 3 emissions, AGEL extensively engaged with the suppliers leading to **91% of manufacturing suppliers disclosing their GHG emissions** through CDP supply chain program.
- **Occupational Health & Safety: 7.41 Mn continuous safe man hours** in FY24; **0.4 LTIFR** and **1,51,208** safety training hours in FY24
- **Sustainable Livelihood: 3,477 direct/indirect job opportunities** provided in FY24

**Certified 100% SUP Free, Water Positive and Zero Waste to Landfill by CII, DNV and Intertek Sustainability respectively**

\* Based on current grid emission factor of 0.71 tCO<sub>2</sub> / MWh  
CO<sub>2</sub>: Carbon Dioxide, GHG: Greenhouse Gases, LTIFR: Lost Time Injury Frequency Rate



# ESG Ratings, Awards and Recognition

## ESG Commitments

ESG Ratings	AGEL's Rating
<b>CSRHUB (Consensus ESG Rating)</b>	Ranking of 96 percentile, with consistent ranking above Alternative Energy industry average
<b>ISS ESG</b>	Prime Band (B+), Ranked 1 <sup>st</sup> in RE Sector in Asia and Top 5 Globally
<b>Sustainalytics</b>	ESG Risk Rating of 'Low Risk' with a score of 13.9, significantly better than global Utilities sector average of 31.5; Part of Top 10 in RE sector globally
<b>DJSI-S&amp;P Global Corporate Sustainability Assessment</b>	Scored 70/ 100, one of the best in Indian Electric Utility sector and significantly higher than average World Electric Utility score of 35/ 100
<b>CDP</b>	Rating of 'A-' in CDP Climate Change & 'A' for CDP Supplier Engagement, placing AGEL in the leadership band
<b>FTSE</b>	AGEL is a constituent of FTSE4Good index series with ESG score of 3.7. Also, AGEL's Governance score stands at 4.5 well above global Utilities sector average of 3.7 and global Alternative Energy sector average of 4.3
<b>MSCI</b>	ESG Rating of 'BBB'
<b>CRISIL</b>	ESG score of 67/ 100, the highest in Power sector

## Awards & Recognition (Q4 FY24)

**Energy Revolution: The Adani Green Energy Gallery launched at Science Museum, London, supported by AGEL**

**Rated 'A-' in CDP Climate Change 2023** assessment displaying environmental leadership

**Rated 'A' in the CDP supplier engagement** rating 2023

# 05

## Investment Rationale

# Key Investment Highlights

## Developmental & Operational Excellence

- **Resource Availability:** Strategic sites with generation potential of **~40 GW** backed by comprehensive geotechnical studies, fully prepared evacuation infrastructure, and meticulously crafted design work & resource analysis.
- **Project Management, Execution and Assurance through AIL:** **Large team of skilled professionals** having specialized knowledge & hands-on experience and **20,000+ vendor network** ensuring effective and timely execution
- **Operational Excellence: AI enabled O&M capability driven by ENOC through AIMSL** for operational fleet leading to ~100% plant availability (solar) and reduced cost

## Predictable & Stable cash-flows of OpCo's

- **93% contracted portfolio with fixed tariff for 25 years** and out of this **~90% comes from sovereign / sovereign equivalent rated counterparties**, significantly reducing counterparty risk.
- **Industry-leading EBITDA margins of 90%+** backed by the operational excellence

## Capital Management Philosophy

- **Fully funded growth** ensured through Revolving Construction Framework Agreement of **USD 3.4 bn** & Equity infusion of ~ **USD 1.4 bn** through JV with TotalEnergies and Equity infusion by Promoters
- **Growth risk delinked from Credit performance** with ring fenced structures (Net Debt to Run-rate EBITDA improved to 4.0x as of Mar-24 from 6.5x in Mar-22)
- **No Concentration Risk** with diversified capital sources

## ESG

- **Ranked 1<sup>st</sup> in RE Sector in Asia and amongst Top 5 in RE Sector globally by ISS ESG** in its latest ESG assessment
- Apart from driving decarbonization of the grid, focused on Water positivity, SUP Free, Zero Waste to Landfill & No net loss of Biodiversity

## Strong Sponsorship

- **Adani** - the largest Infrastructure & Utility platform in the country, with extensive expertise and proven track record in developing large-scale projects in India.
- Supply chain reliability with backward integration of solar and wind manufacturing at the portfolio level



# A

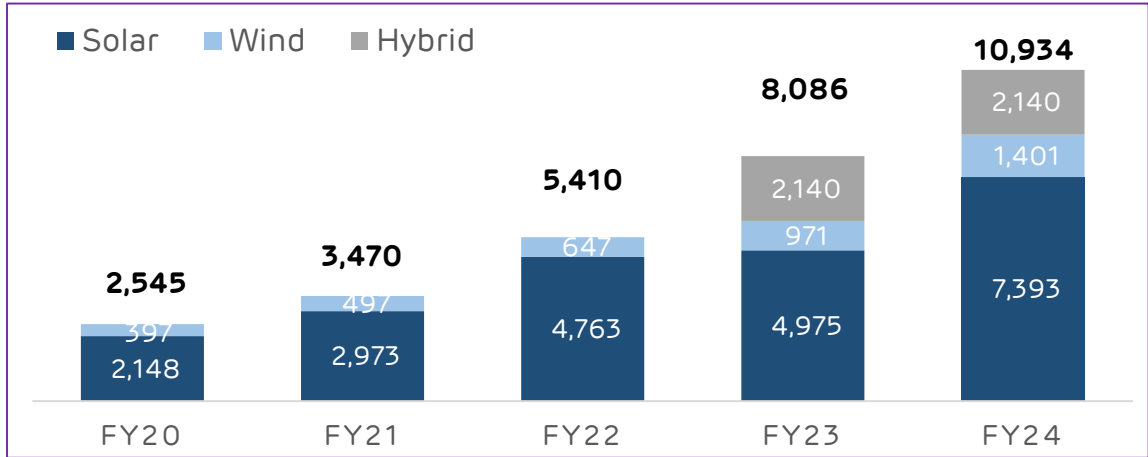
## Annexures

AGEL: Operational & Financial  
Performance

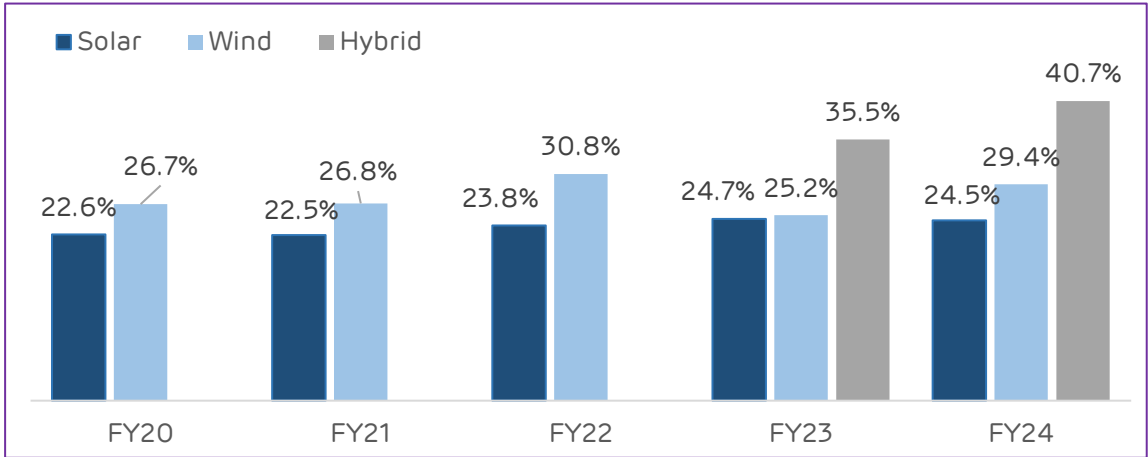


# AGEL: Operational Performance

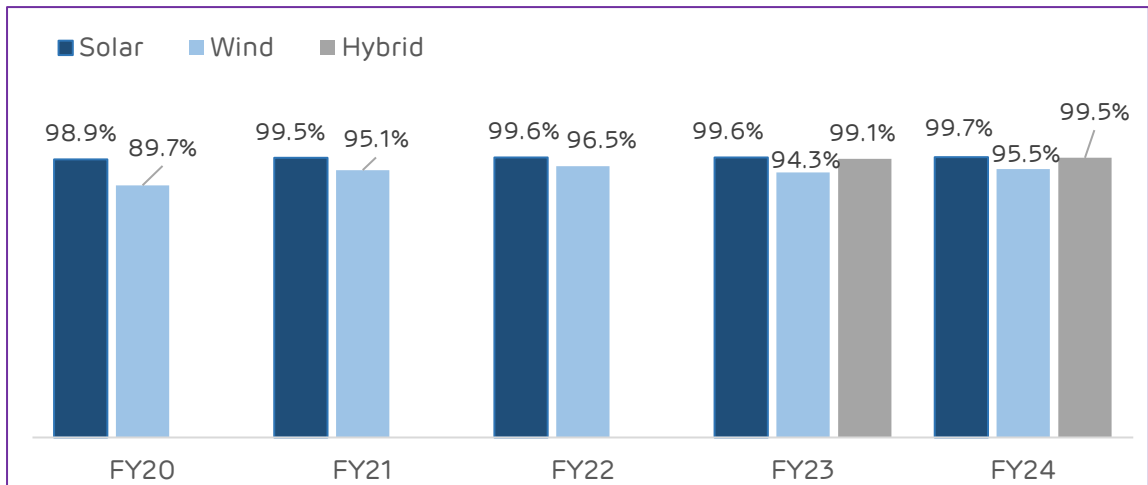
## Operational Capacity (MW AC – PPA capacity)



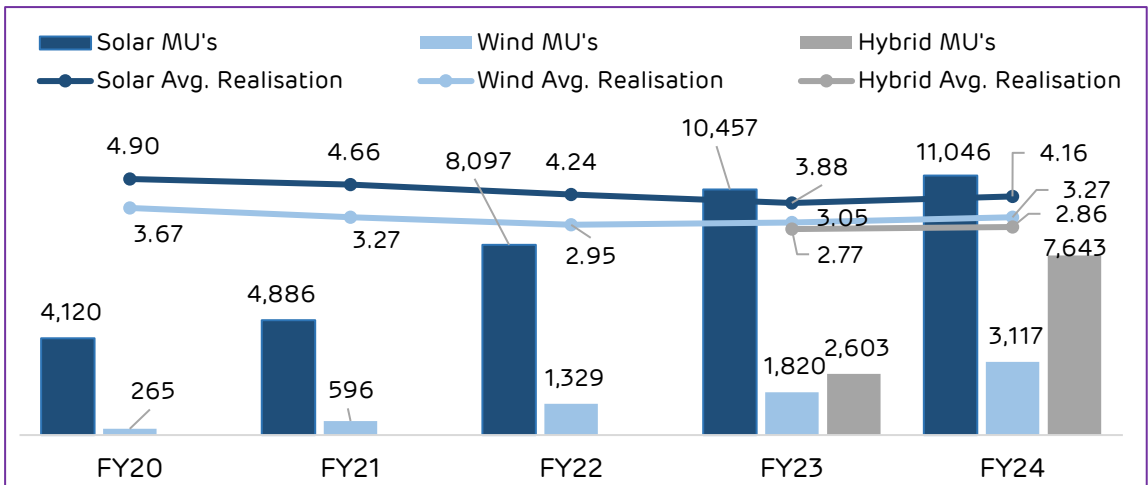
## CUF % (AC)



## Plant Availability

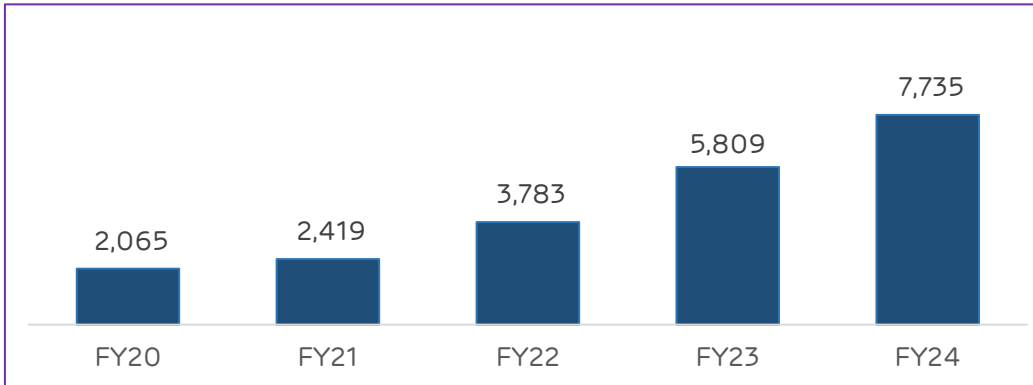


## Volume (MUs) & Average Realization (Rs/kwh)

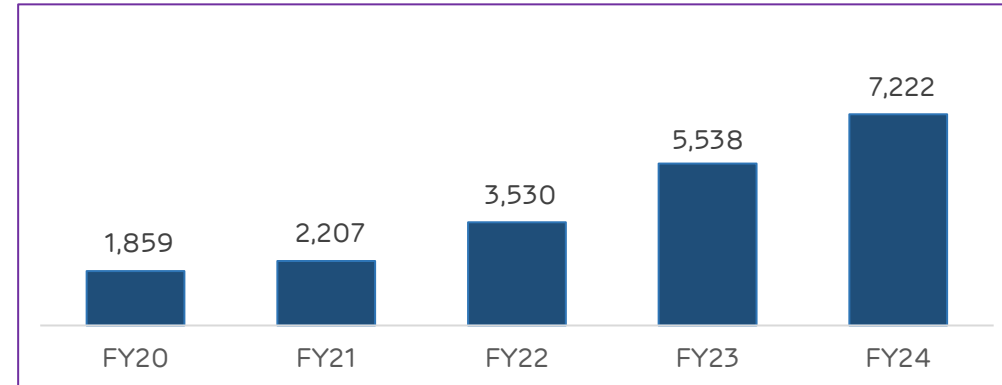


# AGEL: Financial Performance

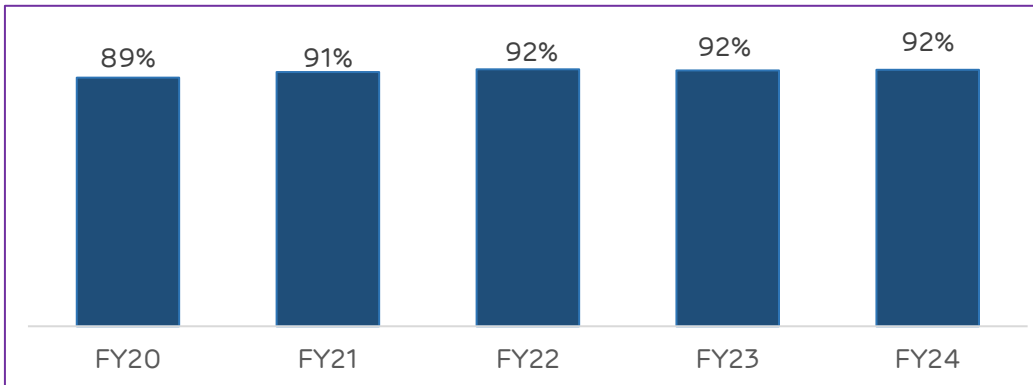
## Revenue from Power Supply



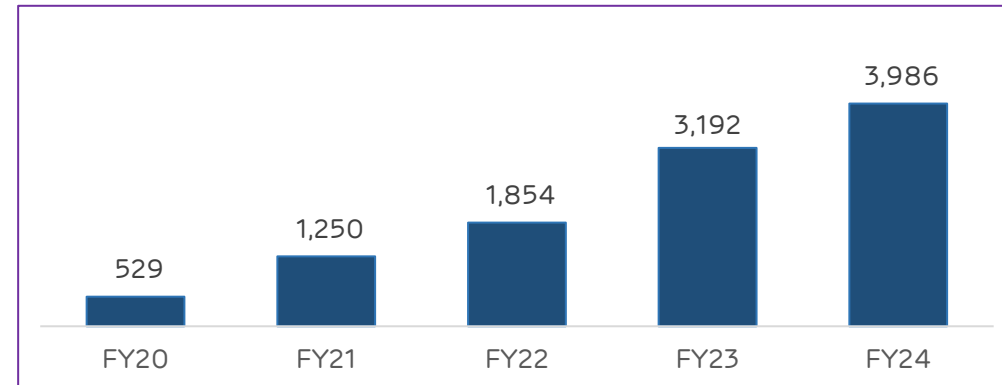
## EBITDA from Power Supply <sup>1</sup>



## EBITDA from Power Supply (%)



## Cash Profit <sup>2</sup>



1. EBITDA from Power Supply = Revenue from Power Supply + Carbon credit income (part of Other Operating Income) + prompt payment discount - Employee Benefit Expenses excluding overseas expenses - Other Expenses excluding loss on sale of assets and such one-off expenses.

2. Cash Profit = PAT + Depreciation + Deferred Tax + Exceptional Items + Distribution to TOTAL (which is part of finance cost as per IndAS) - other non-cash adjustments



# B

## Annexures

AGEL: Asset Level Details



# Asset Level Details – Operational

SPV`	Project Location	Type	Contracted Capacity	Capacity	Tariff	COD/ Capitalizati on	Counterparty Name	PPA
			(AC)	(DC)				Term
AGETNL	Tamil Nadu (AGETNL)	Solar	216	260	7.01	Mar-16	TANGEDCO	25
	Tamil Nadu (RSPL)	Solar	72	86	7.01	Feb-16	TANGEDCO	25
	Tamil Nadu (KREL)	Solar	72	86	7.01	Mar-16	TANGEDCO	25
	Tamil Nadu (KSPL)	Solar	216	260	7.01	Sep-16	TANGEDCO	25
	Tamil Nadu (RREL)	Solar	72	86	7.01	Sep-16	TANGEDCO	25
AGEUPL	Karnataka	Solar	240	302	4.56	Mar-18	Karnataka ESCOMS	25
	Uttar Pradesh	Solar	50	60	5.07	May-19	UPPCL	25
KSPPL	Karnataka	Solar	20	23	4.36	Jan-18	BESCOM	25
PDPL	Punjab	Solar	100	105	5.88	Jan-17	PSPCL	25
	Uttar Pradesh	Solar	50	70	4.78	Jul-17	NTPC	25
	Andhra Pradesh	Solar	50	70	5.13	Oct-17	NTPC	25
	Rajasthan	Solar	20	26	4.36	Nov-17	NTPC	25
PSEPL	Telangana	Solar	50	66	4.67	Dec-17	NTPC	25
	Telangana	Solar	50	66	5.19	Dec-17	NTPC	25
	Karnataka	Solar	100	140	4.79	Jan-18	NTPC	25
	Chhattisgarh	Solar	100	147	4.43	Mar-18	SECI	25
	Karnataka	Solar	50	66	4.86	Feb-18	NTPC	25
	Karnataka	Solar	40	56	4.43	May-18	SECI	25
	Karnataka	Solar	10	13	5.35	Oct-17	GESCOM	25
Maharashtra	Solar	20	29	4.16	Mar-18	SECI	25	
Wardha Solar	Karnataka	Solar	350	515	4.43	May-18	SECI	25
ARERJL	Rajasthan	Solar	200	281	2.71	Aug-19	MSEDCL	25
ASEFPL	Rajasthan	Solar	50	72	2.54	Jul-20	SECI	25
EUPL	Uttar Pradesh	Solar	50	55	9.27	Oct-21	UPPCL	25
TNUPL	Uttar Pradesh	Solar	50	55	7.02	Aug-21	UPPCL	25

Solar

Wind

Hybrid

## Asset Level Details – Operational (contd.)

SPV	Project Location	Type	Contracted Capacity (AC)	Capacity (DC)	Tariff	COD/ Capitalization	Counterparty Name	PPA Term
PNCEL	Punjab	Solar	20	21	8.7	Mar-21	PSPCL	25
PNREL	Punjab	Solar	10	10.5	8.65	Feb-21	PSPCL	25
KNSSEPL	Karnataka	Solar	5	6.3	4.36	Oct-21	GESCOM	25
KNIVSEPL	Karnataka	Solar	20	25	4.36	Mar-21	BESCOM	25
KNBSEPL	Karnataka	Solar	20	25	4.36	Feb-21	BESCOM	25
KNMSEPL	Karnataka	Solar	20	25	4.36	Mar-21	HESCOM	25
Gulbarga	Karnataka	Solar	5	5.5	8.37	Jul-21	HESCOM	25
Bagalkot	Karnataka	Solar	5	5.5	8.46	Oct-21	UPPCL	25
ASEJTL	Rajasthan	Solar	50	74	NA	Nov-20	Merchant	NA
ASEKTPL	Gujarat	Solar	100	150	2.44	Dec-20	GUVNL	25
ASECOL	Uttar Pradesh	Solar	25	37	3.08	Jan-21	NPCL	25
ASEKOL	Gujarat	Solar	150	225	2.67	Jan-21	GUVNL	25
SEIL	Uttar Pradesh	Solar	20	23	7.54	Jan-21	UPPCL	25
ASEFPL	Uttar Pradesh	Solar	100	145	3.21	Feb-21	UPPCL	25
SRRPL	Telangana	Solar	50	57.5	5.37	Oct-17	TSSPDCL	25
DTTPL	Telangana	Solar	25	25.94	5.17	Sep-17	TSSPDCL	25
SSTPL	Telangana	Solar	50	57.5	5.26	Oct-17	TSSPDCL	25
ASECOL	Uttar Pradesh	Solar	50	73	3.07	Apr-21	UPPCL	25
ASEJFPL	Rajasthan	Solar	100	145	2.63	Nov-18	SECI	25
ASEJFPL	Rajasthan	Solar	200	290	2.48	Jul-19	SECI	25
ASEJTPL	Rajasthan	Solar	300	435	2.45	Oct-18	SECI	25
ASEAPSPL	Andhra Pradesh	Solar	250	375	2.73	Mar-20	NTPC	25

Solar

Wind

Hybrid

## Asset Level Details – Operational (contd.)

SPV	Project Location	Type	Contracted Capacity (AC)	Capacity (DC)	Tariff	COD/ Capitalization	Counterparty Name	PPA Term
ASEKANPL	Karnataka	Solar	200	300	2.82	Dec-19	SECI	25
ASEAPSPL	Andhra Pradesh	Solar	350	455	4.63	Jul-17	NTPC	25
ASERJOPL	Rajasthan	Solar	300	453	2.48	Jun-21	NTPC	25
VEIPL	Odisha	Solar	40	40	4.24	Dec-19	SECI	25
ASEJA2PL	Rajasthan	Solar	150	215	2.61	Nov-22	SECI	25
	Rajasthan	Solar	62	87	NA	Mar-23	Merchant	NA
	Rajasthan	Solar	88	125	NA	Oct-23	Merchant	NA
AGE24AL	Gujarat	Solar	351	481	2.42	Feb-24	SECI	25
			149	204		Mar-24		
AGE24BL	Gujarat	Solar	200	274	2.42	Feb-24	SECI	25
			300	411		Mar-24		
ASERJ2PL	Rajasthan	Solar	180	247	2.65	Mar-24	SECI	25
	Rajasthan		150	213	2.65	Mar-24		
AGE25AL	Gujarat	Solar	225	308	2.42	Mar-24	SECI	25
AGE25BL	Gujarat	Solar	500	685	2.42	Mar-24	SECI	25
AGE26BL	Gujarat	Solar	100	137	2.42	Mar-24	SECI	25
ARE55L	Gujarat	Solar	13	17	NA	Mar-24	Merchant	NA
AHEJ5L	Gujarat	Solar	25	34	NA	Mar-24	Merchant	NA
AGE24L	Gujarat	Solar	25	34	NA	Mar-24	Merchant	NA
AGE25CL	Gujarat	Solar	25	34	NA	Mar-24	Merchant	NA
ARE56L	Gujarat	Solar	25	34	NA	Mar-24	Merchant	NA
ASEJ6PL	Gujarat	Solar	25	34	NA	Mar-24	Merchant	NA
ARE57L	Gujarat	Solar	13	17	NA	Mar-24	Merchant	NA
ARE41L	Gujarat	Solar	13	17	NA	Mar-24	Merchant	NA
AGE26AL	Gujarat	Solar	13	17	NA	Mar-24	Merchant	NA

<b>Total Solar</b>	<b>7,393</b>	<b>10,106</b>	<b>3.67</b>
--------------------	--------------	---------------	-------------

Solar

Wind

Hybrid



# Asset Level Details – Operational (contd.)

SPV	Project Location	Type	Contracted Capacity (AC)	Capacity (DC)	Tariff	COD/ Capitalization	Counterparty Name	PPA Term
AGEL – Lahori	Madhya Pradesh	Wind	12	12	5.92	Mar-16	MPPMCL	25
AWEGPL	Gujarat	Wind	30	30	4.19	Mar-17	GUVNL	25
AWEGPL	Gujarat	Wind	18	18	3.46	Mar-17	GUVNL	25
AREKAL	Gujarat	Wind	12	12	3.46	Feb-19	MUPL	25
AWEKOL - SECI 1	Gujarat	Wind	50	50	3.46	Nov-19	SECI	25
AWEKSL	Gujarat	Wind	75	75	2.85	Jan-20	MSEDCL	25
AWEKOL - SECI 2	Gujarat	Wind	50	50	2.65	Mar-20	SECI	25
WORL - INOX 1	Gujarat	Wind	50	50	3.46	Apr-19	PTC India Ltd	25
WTRL - INOX 2	Gujarat	Wind	50	50	3.46	May-19	PTC India Ltd	25
WFRL – INOX	Gujarat	Wind	50	50	3.46	Jul-19	PTC India Ltd	25
AWEKTL	Gujarat	Wind	250	250	2.82	Mar-21	SECI	25
AWEMP1	Madhya Pradesh	Wind	324	324	2.83	Sep-22	SECI	25
AGE FIVE LTD	Gujarat	Wind	130	130	2.83	Jun-23	SECI	25
AWEKFL	Gujarat	Wind	100	100	NA	Jun-23	Merchant	NA
			74	74	NA	Oct-23	Merchant	NA
			126	126	NA	Mar-24	Merchant	NA

<b>Total Wind</b>	<b>1,401</b>	<b>1,402</b>	<b>3.02</b>
-------------------	--------------	--------------	-------------

SPV	Project Location	Type	Contracted Capacity (AC)	Planned Capacity (AC)	Planned Capacity (DC)	Tariff	Counterparty Name	PPA Term
AHEJOL	Rajasthan	Hybrid	390	Solar: 360 Wind: 100	Solar: 540 Wind: 100	2.69	SECI	25
AHEJTL & AHEJET	Rajasthan	Hybrid	600	Solar: 600 Wind: 150	Solar: 840 Wind: 150	2.69	SECI	25
ASEJOPL	Rajasthan	Hybrid	450	Solar: 420 Wind: 105	Solar: 630 Wind: 105	2.61	SECI	25
AHEJFL	Rajasthan	Hybrid	700	Solar: 600 Wind: 510	Solar: 870 Wind: 510	3.24	AEML	25

<b>Total Hybrid</b>	<b>2,140</b>	<b>2,845</b>	<b>3,745</b>	<b>2.85</b>
<b>Total Operational</b>	<b>10,934</b> (Effective AC capacity)		<b>15,253</b> (DC)	<b>3.43</b>

Solar

Wind

Hybrid

# Asset Level Details – Under Execution

SPV	Project Location	Type	Contracted Capacity (AC)	Capacity (DC)	Tariff	Counterparty Name	PPA Term
Various SPVs	Rajasthan	Solar+ Mfg	1,000	1,370	2.42	SECI	25
Various SPVs	Gujarat	Solar+ Mfg	1,275	1,747	2.42	SECI	25
Various SPVs	Gujarat	Solar+ Mfg	567	777	2.42	SECI	25
Various SPVs	Rajasthan	Solar+ Mfg	500	685	2.54	SECI	25
Various SPVs	Gujarat	Solar+ Mfg	1,034	1,417	2.54	SECI	25
Various SPVs	Gujarat	Solar+ Mfg	1,799	2,465	2.42	SECI	25
SBER Twenty Four Projects Pvt. Ltd.	Gujarat	Solar	600	900	2.50	SECI	25
ARE EIGHT LTD	Gujarat	Solar	150	225	2.22	Torrent	25
SB Energy Six Pvt. Ltd.	Rajasthan	Solar	300	453	2.48	NTPC	25
SB Energy Seven Pvt. Ltd.	Andhra Pradesh	Solar	250	375	2.7	SECI	25
SBE Renewables Twenty Three Projects Pvt. Ltd.	Rajasthan	Solar	600	900	2.55	NHPC	25
Adani Renewable Energy Holding Fifteen Ltd	Rajasthan	Solar	150	218	2.34	PSPCL	25
ARE9L	Gujarat	Solar	250	342	NA	Merchant Project	NA
AGE24AL	Gujarat	Solar	400	548	NA	Merchant Project	NA
ARE59L	Gujarat	Solar	534	732	2.42	SECI	25
<b>Total Solar</b>			<b>9,409</b>	<b>13,152</b>	<b>2.46</b>		
ARE SEVEN LTD	Karnataka	Wind	300	300	2.77	SECI	25
AREFL	Karnataka	Wind	450	450	2.70	SECI	25
ARE41L	Gujarat	Wind	260	260	NA	Merchant	NA
<b>Total Wind</b>			<b>1,010</b>	<b>1,010</b>	<b>2.73</b>		

Solar

Wind

Hybrid

Note: Location is subject to change for Under execution/Near Execution projects

## Asset Level Details – Under Execution (contd.)

SPV	Project Location	Type	Contracted Capacity (AC)	Planned Capacity (AC)	Planned Capacity (DC)	Tariff	Counterparty Name	PPA Term
AHEJFL	Gujarat	Hybrid	600	Solar: 570 Wind: 200	Solar: 855 Wind: 200	2.41	SECI	25

<b>Total Hybrid</b>	<b>600</b>	<b>770</b>	<b>1,055</b>	<b>2.41</b>	
---------------------	------------	------------	--------------	-------------	--

<b>Total Under Execution</b>	<b>11,019 (Effective AC capacity)</b>		<b>15,217 (DC)</b>	<b>2.48</b>	
------------------------------	---	--	------------------------	-------------	--

<b>Overall Capacity (Operational + Under Execution)</b>	<b>21,953 (Effective AC capacity)</b>		<b>30,471 (DC capacity)</b>	<b>2.96</b>	
---	---	--	---------------------------------	-------------	--

Solar

Wind

Hybrid

Note: Location is subject to change for Under execution/Near Execution projects

# Disclaimer

Certain statements made in this presentation may not be based on historical information or facts and may be “forward-looking statements,” including those relating to general business plans and strategy of Adani Green Energy Limited (“AGEL”), the future outlook and growth prospects, and future developments of the business and the competitive and regulatory environment, and statements which contain words or phrases such as ‘will’, ‘expected to’, etc., or similar expressions or variations of such expressions. Actual results may differ materially from these forward-looking statements due to a number of factors, including future changes or developments in their business, their competitive environment, their ability to implement their strategies and initiatives and respond to technological changes and political, economic, regulatory and social conditions in India. This presentation does not constitute a prospectus, offering circular or offering memorandum or an offer, or a solicitation of any offer, to purchase or sell, any shares and should not be considered as a recommendation that any investor should subscribe for or purchase any of AGEL’s shares. Neither this presentation nor any other documentation or information (or any part thereof) delivered or supplied under or in relation to the shares shall be deemed to constitute an offer of or an invitation by or on behalf of AGEL.

AGEL, as such, makes no representation or warranty, express or implied, as to, and does not accept any responsibility or liability with respect to, the fairness, accuracy, completeness or correctness of any information or opinions contained herein. The information contained in this presentation, unless otherwise specified is only current as of the date of this presentation. AGEL assumes no responsibility to publicly amend, modify or revise any forward looking statements, on the basis of any subsequent development, information or events, or otherwise. Unless otherwise stated in this document, the information contained herein is based on management information and estimates. The information contained herein is subject to change without notice and past performance is not indicative of future results. AGEL may alter, modify or otherwise change in any manner the content of this presentation, without obligation to notify any person of such revision or changes.

No person is authorized to give any information or to make any representation not contained in and not consistent with this presentation and, if given or made, such information or representation must not be relied upon as having been authorized by or on behalf of AGEL.

This presentation does not constitute an offer or invitation to purchase or subscribe for any securities in any jurisdiction, including the United States. No part of its should form the basis of or be relied upon in connection with any investment decision or any contract or commitment to purchase or subscribe for any securities. None of our securities may be offered or sold in the United States, without registration under the U.S. Securities Act of 1933, as amended, or pursuant to an exemption from registration therefrom.

## Investor Relations

### **VIRAL RAVAL**

Head - Investor Relations

[viral.raval@adani.com](mailto:viral.raval@adani.com)

+91 79 2555 8581

### **HARSHIT TALESARA**

Investor Relations

[harshit.talesara@adani.com](mailto:harshit.talesara@adani.com)



Thank You

---

