

Date: 31-01-2019

To  
Mr. Bhushan Mokashi  
Manager  
Bombay Stock Exchange Limited,  
Phiroze Jeejeebhoy Towers,  
Dalal Street, MUMBAI – 400 001.

Sir,

Sub: Outcome of the Board Meeting – Reg.  
Ref: Our Company code no: 532041.

\*\*\*

The following is the Outcome of the Board Meeting of the Company held on 31<sup>st</sup> January, 2019 at 02.00 P.M. at the registered office of the Company:

- 1 The Board has approved the un-audited financial results of the company for the quarter ended on 31<sup>st</sup> December, 2018.


We are herewith enclosing un-audited financial results of the company & Limited Review Report certified by the auditor for the quarter ended 31.12.2018, as per Clause 33 (3) of SEBI (LODR) Regulations, 2015.

This is for your information and record.

Thanking you

Yours faithfully,  
For **Hindustan Bio Sciences Limited**

  
J V R Mohan Raju  
Managing Director



# HINDUSTAN BIO SCIENCES LIMITED

Plot No.31, Sagar Society, Road No.2, Banjara Hills, Hyderabad 500 034

Phone No. 23555161, Fax 40205171

## STATEMENT OF UN AUDITED RESULTS FOR THE QUARTER/NINE MONTHS ENDED 31st DECEMBER, 2018

(Rs. In Lakhs)

| Sl. No. | Particulars  | Quarter ended             |                           |                           | Nine months ended         |                           | Year Ended              |
|---------|--|---------------------------|---------------------------|---------------------------|---------------------------|---------------------------|-------------------------|
|         |  | 31.12.2018<br>(unaudited) | 30.09.2018<br>(unaudited) | 31.12.2017<br>(unaudited) | 31.12.2018<br>(unaudited) | 31.12.2017<br>(unaudited) | 31.03.2018<br>(Audited) |
| 1       | Income from Operations   |                           |                           |                           |                           |                           |                         |
|         | (a) Revenue from operations  | 107.03                    | 147.39                    | 36.93                     | 313.29                    | 44.29                     | 103.11                  |
|         | (b) Other Income   | -                         | -                         | -                         | -                         | -                         | 9.22                    |
|         | Total Revenue ( 1 )  | 107.03                    | 147.39                    | 36.93                     | 313.29                    | 44.29                     | 112.33                  |
| 2       | Expenses   |                           |                           |                           |                           |                           |                         |
|         | (a) cost of material consumed  | -                         | -                         | -                         | -                         | -                         | -                       |
|         | (b) Purchases of Stock -in-trade   | 73.95                     | 160.09                    | 8.32                      | 269.21                    | 24.46                     | 64.69                   |
|         | ( c ) Changes in Inventories of finished goods, Stock -<br>in-Trade and Work-in-Progress                                     | 6.86                      | (24.10)                   | 11.84                     | (9.31)                    | -                         | (7.93)                  |
|         | (d) Employee Benefit Expenses  | 6.16                      | 5.07                      | 5.56                      | 16.15                     | 16.60                     | 22.03                   |
|         | (e) Finance Costs  | 0.40                      | 0.13                      | 0.18                      | 0.75                      | 0.30                      | 0.38                    |
|         | (f) Selling Expenses   | 0.75                      | 0.14                      | 0.52                      | 1.22                      | 0.54                      | 1.25                    |
|         | (g) Depreciation and amortisation Expenses   | 0.25                      | 0.27                      | 0.24                      | 0.78                      | 0.69                      | 0.96                    |
|         | (h) Debit Balances Written off   | -                         | -                         | -                         | -                         | -                         | 234.96                  |
|         | (h) Other Expenses   | 11.15                     | 3.46                      | 10.98                     | 24.83                     | 20.18                     | 23.11                   |
|         | Total Expenses( 2 )  | 99.52                     | 145.06                    | 37.64                     | 303.63                    | 62.77                     | 339.45                  |
| 3       | Profit/(Loss) before Exceptional& Extraordinary items and tax (1 -2)   | 7.51                      | 2.33                      | (0.71)                    | 9.66                      | (18.48)                   | (227.12)                |
| 4       | Exceptional items  | -                         | -                         | -                         | -                         | -                         | -                       |
| 5       | Profit/(Loss) before tax(3 -4)   | 7.51                      | 2.33                      | (0.71)                    | 9.66                      | (18.48)                   | (227.12)                |
| 6       | Tax Expenses   |                           |                           |                           |                           |                           |                         |
|         | (a) Current Tax  | -                         | -                         | -                         | -                         | -                         | -                       |
|         | (b) Deferred Tax   | -                         | -                         | -                         | -                         | -                         | (0.40)                  |
| 7       | Profit /(Loss) for the period from continuing operations(5-6)  | 7.51                      | 2.33                      | (0.71)                    | 9.66                      | (18.48)                   | (227.52)                |
| 8       | Profit /(Loss) from discontinued operations  | -                         | -                         | -                         | -                         | -                         | -                       |
| 9       | Tax Expense of discontinued operations   | -                         | -                         | -                         | -                         | -                         | -                       |
| 10      | Profit /Loss from Discontinued operations after tax(8-9)   | -                         | -                         | -                         | -                         | -                         | -                       |
| 11      | Profit/(Loss) for the period(7+10)   | 7.51                      | 2.33                      | (0.71)                    | 9.66                      | (18.48)                   | (227.52)                |
| 12      | Other Comprehensive Income   |                           |                           |                           |                           |                           |                         |
|         | A (1) Items that will not be reclassified to profit or loss  | -                         | -                         | -                         | -                         | -                         | -                       |
|         | (2) Income tax relating to items that will not be re-<br>classified to profit or loss  | -                         | -                         | -                         | -                         | -                         | -                       |
|         | B (1) Items that will be reclassified to profit or loss  | -                         | -                         | -                         | -                         | -                         | -                       |
|         | (2) Income tax relating to items that will be reclassified<br>to profit or loss  | -                         | -                         | -                         | -                         | -                         | -                       |
| 13      | Total Comprehensive Income for the period (11+12)<br>(comprising Profit (Loss) and other comprehensive income for the period | 7.51                      | 2.33                      | (0.71)                    | 9.66                      | (18.48)                   | (227.52)                |
| 14      | Paid up Equity Capital(Face value of Rs. 10/- each)  | 1,025.08                  | 1,025.08                  | 1,025.08                  | 1,025.08                  | 1,025.08                  | 1,025.08                |
| 15      | Reserves excluding Revaluation Reserves as per balance sheet of<br>previous accounting year                                  |                           |                           |                           |                           |                           | (819.72)                |
| 16      | Earnings per equity share for continuing operations  |                           |                           |                           |                           |                           |                         |
|         | (A) Basic  | 0.07                      | 0.02                      | (0.01)                    | 0.09                      | (0.18)                    | (2.22)                  |
|         | (B) Diluted  | 0.07                      | 0.02                      | (0.01)                    | 0.09                      | (0.18)                    | (2.22)                  |
| 17      | Earnings per equity share for discontinuing operations   |                           |                           |                           |                           |                           |                         |
|         | (A) Basic  | -                         | -                         | -                         | -                         | -                         | -                       |
|         | (B) Diluted  | -                         | -                         | -                         | -                         | -                         | -                       |
| 18      | Earnings per equity share(for discontinuing & continuing operations  |                           |                           |                           |                           |                           |                         |
|         | (A) Basic  | 0.07                      | 0.02                      | (0.01)                    | 0.09                      | (0.18)                    | (2.22)                  |
|         | (B) Diluted  | 0.07                      | 0.02                      | (0.01)                    | 0.09                      | (0.18)                    | (2.22)                  |

Notes:


- 1 The Un Audited Financial Results were taken on record by the Board of Directors in their meeting held on 31.01.2019
- 2 Previous Year figures have been regrouped wherever necessary

for Hindustan Bio Sciences Limited

Place Hyderabad

Date 31.01.2019

J.V.R.Mohan Raju  
Managing Director





**C. RAMACHANDRAM & CO.**  
**CHARTERED ACCOUNTANTS**

3-6-237, Unit # 606,  
Lingapur La Bulde Complex,  
Himayatnagar, Hyderabad - 500 029.  
Ph : 23264144/45, 23223787  
E-mail : crcoca@gmail.com

## **Limited Review Report**

**Review Report to**  
**The Board of Directors**  
**Hindustan Bio Sciences Ltd.**

We have reviewed the accompanying statement of unaudited financial results of **M/s. Hindustan Bio Sciences Limited** ('the Company') for the quarter ended December 31, 2018 ('the Statement') attached herewith, being submitted by the Company pursuant to the requirements of Regulations 33 of SEBI (Listing Obligations and Disclosure Requirements) Regulation, 2015, read with SEBI Circular No.CIR/CFD/FAC/62/2016 date July 05, 2016. This statement is the responsibility of the Company's Management and has been approved by the Board of Directors. Our responsibility is to issue a report on the statements based on our review.


We conducted our review in accordance with the Standard on Review Engagement (SRE) 2410, Review of Interim Financial Information Performed by the Independent Auditors of the Entity, issued by the institute of Chartered Accountants of India. This standard requires that we plan and perform the review to obtain moderate assurance as to whether the financial statements are free of material misstatement. A review is limited primarily to inquiries of company personnel and analytical procedures applied to financial data and thus provides less assurance than an audit. We do not express an audit opinion.

Based on our review conducted as above, nothing has come to our attention that causes us to believe that the accompanying statement, prepared in accordance with recognition and measurement principles laid down in the applicable Indian Accounting Standards prescribed under Section 133 of the Companies Act, 2013, read with relevant rules issued there under and other recognized accounting practices and policies, has not disclosed the information required to be disclosed in terms of Regulations 33 of SEBI (Listing Obligations and Disclosure Requirements) Regulation, 2015, read with SEBI Circular No.CIR/CFD/FAC/62/2016 date July 05, 2016 including the manner in which it is to be disclosed, or that it contains any material misstatement.

Place: Hyderabad  
Date: 28.01.2019

**For C.RAMACHANDRAM & Co.,**  
Chartered Accountants  
Firm Reg No. 002864S



  
**C.RAMACHANDRAM**  
Partner  
M.No: 025834