

MAYUR FLOORINGS LIMITED

RegdOffice : 4 & 5, Near AdvaniOeirlicion,LBSMarg, Bhandup (West) , Mumbai
400078 Phone No : 022-25968006, 25964268.

Email:mayurflooringslimited@rediffmail.com. CIN L99999MH1992PLC064993

27.10.2018

Web Upload / Listing Centre

To,
The Asst. General Manager,
Department of Corporate Services,
The Stock Exchange, Mumbai,PherozeJeeghebho Towers,
Dalal Street, Fort, Mumbai

Re: Unaudited financial results for the second quarter ended
30.09.2018 as per requirement of listing agreement.

Ref: BSE Listing Code No 531221

Dear Sir,


In connection with above, please find here enclosed original copy of unaudited financial results for the quarter ended as on 30.09.2018. The same was considered, approved and adopted in the meeting of the Board of Directors held on 27.10.2018 at 5 & 6(A), Road No.4, Dahod Road, Ind. Area, Banswara, Rajasthan, and comply the requirement of the Listing Agreements and other provisions.

Please take the same on records.

Thanking You,

Yours faithfully,

For: Mayur Floorings Limited


Managing Director

Fac: Plot No 5 & 6 (A), Road No 4, Dahod Road, Inds Area, Banswara Raj 327001

MAYUR FLOORINGS LIMITED

Regd Off : 4/5A, Nr AdvaniOeirlicon, LBS Marg, Mumbai 400078

Unaudited Financial Results for the Half year / Year ended as on 30.09.18

Particulars (Rs in Lacs)	Quarter ended	Quarter ended	Quarter ended	6 months ended	6 months ended	Previous Year Ended(12 Months)
	September 30, 2018	June 30, 2018	September 30, 2017	September 30, 2018	September 30, 2017	March 31, 2018
	Unaudited	Unaudited	Unaudited	Unaudited	Unaudited	Audited
1. (a) Net Sales/Income from Operations	59.67	46.48	46.21	106.14	89.73	190
(b) Other Operating Income	0	0	0	0	0	0
2. Expenditure						
a. Increase/decrease in stock in trade and work in progress	-5.19	-0.53	0.9	-5.71	1.34	2.35
b. Consumption of raw materials	31.21	25.02	16.62	56.22	37.8	87.16
c. Purchase of traded goods	0	0	0	0	0	0
d. Employees cost	5.55	5.61	3.76	11.16	7.59	18.95
e. Depreciation	2.7	2.59	2.28	5.29	4.56	7.92
f. Other expenses (Any item exceeding 10% of the total expenses relating to continuing operation to be shown seperately)	22.09	9.52	18.61	31.6	29.94	55.17
Total	56.36	42.21	42.17	98.56	81.23	171.55
3. Profit from Operations before Other Income, Interest and Exceptional Items (1-2)	3.31	4.27	4.04	7.58	8.5	18.45
4. Other Income	0.02	0.01	0	0.02	0.01	0.02
5. Profit before Interest and Exceptional Items (3+4)	3.3	4.3	4.04	7.6	8.51	18.47
6. Finance Cost	1.85	2.89	3	4.74	5.88	12.87
7. Profit / Loss from ordinary activities after finance cost but before exceptional items (5+/- 6)	1.48	1.39	1.04	2.86	2.63	5.6
8. Exceptional items	0	0	0	0	0	0
9. Profit (+)/ Loss (-) from Ordinary Activities before tax (7+8)	1.48	1.39	1.04	2.86	2.63	5.6
10. Tax expense	0	0	0.3	0	0.6	1.1


11. Net Profit (+)/ Loss (-) from	1.48	1.39	0.74	2.86	2.03	4.5
Ordinary Activities after tax (9-10)						
12. Extraordinary Item (net of tax expense Rs. _____)	0	0	0	0	0	0
13. Net Profit(+)/ Loss(-) for the period (11-12)	1.48	1.39	0.74	2.86	2.03	4.5
14. Share of Profit / (Loss) of associates	0	0	0	0	0	0
15. Minority Interest						
16. Net Profit / Loss after taxes, minority interest and share of profit / (loss) of associates (13+/-14+/-15)						
17. Paid-up equity share capital	507.12	507.12	507.12	507.12	507.12	507.12
(Face Value of the Share shall be indicated)	10	10	10	10	10	10
18. Reserve excluding Revaluation Reserves as per balance sheet of previous accounting year						
19. Earnings Per Share (EPS)	0.03	0.03	0.02	0.06	0.05	0.09
a) Basic and diluted EPS before Extraordinary items for the period, for the year to date and for the previous year (not to be annualized)	0.03	0.03	0.02	0.06	0.05	0.09
b) Basic and diluted EPS after Extraordinary items for the period, for the year to date and for the previous year (not to be annualized)	0.03	0.03	0.02	0.06	0.05	0.09

The above results were taken on record and approved in the meeting held on 27.10.18 after review by audit committee.

Previous period figures were regrouped, wherever necessary.

Since more than 90% revenue of the Company comes from single segment, segment reporting has not been given.

Informations about investors' complaints.

Complaints at the beginning of the quarter	Received during the quarter	Disposed during the quarter	Pending at the end of the quarter			
(As on 01.07.18)						
Nil	Nil	Nil	Nil			
For & on Behalf of the Board						
						
Managing Director						
Date: 27.10.18						
Place : Banswara, Rajasthan						


MAYUR FLOORINGS LIMITED

RegdOffice : 4 & 5, Near AdvaniOeirlicion,LBSMarg, Bhandup (West) , Mumbai
400078 Phone No : 022-25968006, 25964268.

Email:mayurflooringslimited@rediffmail.com. CIN L99999MH1992PLC064993

Standalone / Consolidated Statement of Assets and Liabilities Particulars	as at	as at
	30/09/2018	31/03/2018
	Unaudited	Audited
A Equity and Liabilities		
1 Shareholders' funds		
a) Share Capital	50712000	50712000
b) Reserve & Surplus	-4346007	-4617059
c) Monery received against shares and warrants	0	0
Sub-total - Shareholders' funds	46365993	46094941
2. Share application money pending allotment	0	0
3. Minority interest *	0	0
4. Non-current liabilities		
(a) Long-term borrowings	9355882	4259688
(b) Deferred tax liabilities (net)	0	0
(c) Other long-term liabilities	1000000	0
(d) Long-term provisions	0	0
Sub-total - Non-current liabilities	10355882	4259688
5. Current liabilities		
(a) Short-term borrowings	0	6347338
(b) Trade payables	1108647	1215510
(c) Other current liabilities	1118445	575648
(d) Short-term provisions	32217	527538
Sub-total - Current liabilities	2259309	8666034
TOTAL - EQUITY AND LIABILITIES	58981184	59020663
B ASSETS		
1. Non-current assets		
(a) Fixed assets	39022752	38761373
(b) Goodwill on consolidation *	0	0
(c) Non-current	0	0

investments		
(d) Deferred tax assets (net)	0	0
(e) Long-term loans and advances	0	0
(f) Other non-current assets	0	0
Sub-total - Non-current assets	39022752	38761373
2 Current assets		
(a) Current investments	0	0
(b) Inventories	4327178	3568539
(c) Trade receivables	12724366	13606522
(d) Cash and cash equivalents	161935	465702
(e) Short-term loans and advances	2744952	2618527
(f) Other current assets	0	0
Sub-total - Current assets	19958432	20259290
Total -Assets	58981184	59020663

For & on behalf of the Board		
		
Managing Director		
Date: 27.10.18		
Place: Banswara, Rajasthan		

Fac: Plot No 5 & 6 (A), Road No 4, Dahod Road, Inds Area, Banswara Raj 327001

MAYUR FLOORINGS LIMITED

RegdOffice : 4 & 5, Near AdvaniOeirlicion,LBSMarg, Bhandup (West) , Mumbai
400078 Phone No : 022-25968006, 25964268.

Email:mayurflooringslimited@rediffmail.com. CIN L99999MH1992PLC064993

27.10.2018

Web Upload / Listing Centre

To,
The Asst. General Manager,
Department of Corporate Services,
The Stock Exchange, Mumbai,PherozeJeeghebho Towers, Dalal Street, Fort,
Mumbai

Re: Submission of reconciliation table of Net Profit/ Loss of the Financial Result for the quarter ended 30th September, 2018.

Ref: BSE Listing Code No 531221


Dear Sir/ Madam

In total compliance to above, please find enclosed herewith reconciliation table containing Net profit/Loss for the quarter ended 30thSeptember,2018in-line with SEBI circular no CIR/CFD/FAC/62/2016, dated July 5,2016.

Reconciliation of Net Profit as per IND AS and IGAAP					
		Qtr Ended	Qtr Ended	Yr Ended	Yr Ended
		Unaudited	Unaudited	Audited	Audited
		30.09.18	30.09.17	31.03.18	31.03.17
1	Net Profit / (loss) after tax for the period as per IGAAP	1.48	0.74	4.58	2.11
2	Impact of IND AS on comprehensive income	0	0	0	0
3	Impact of IND AS on other comprehensive income	0	0	0	0
4	Total comprehensive income for the period as per IND AS	1.48	0.74	4.58	2.11

Thanking You,

For: Mayur Floorings Limited


Managing Director

Fac: Plot No 5 & 6 (A), Road No 4, Dahod Road, Inds Area, Banswara Raj 327001

MAYUR FLOORINGS LIMITED

RegdOffice : 4 & 5, Near AdvaniOeirlicion,LBSMarg, Bhandup (West) , Mumbai
400078 Phone No : 022-25968006, 25964268.

Email:mayurflooringslimited@rediffmail.com. CIN L99999MH1992PLC064993

27.10.2018

Web Upload / Listing Centre

To,
The Asst. General Manager,
Department of Corporate Services,
The Stock Exchange, Mumbai,PherozeJeeghebho Towers, Dalal Street, Fort,
Mumbai

Re: Submission of Standalone reconciliation table for Equity for the Quarter ended 30th September, 2018 in total compliance of Regulations 33 (3)(b) of SEBI (LODR) Regulations 2015.

Ref: BSE Listing Code No 531221

Dear Sir/ Madam

In total compliance of above, please find enclosed herewith standalone reconciliation table for Equity for the quarter ended 30th September, 2018.


Reconciliation of Equity		
Particular	As at 30.09.18	As at 31.03.18
Equity as per GAAP Provisions	507.12	507.12
Adjustments in relation to application of Ind AS	-	-
Equity as per Ind AS	507.12	507.12

Please take the same on records.

Thanking You,

Yours faithfully,

For: Mayur Floorings Limited


Managing Director

Fac: Plot No 5 & 6 (A), Road No 4, Dahod Road, Inds Area, Banswara Raj 327001