



**02.02.2024**

**To,  
The Manager - Listing  
National Stock Exchange of India Ltd.  
Exchange Plaza, Bandra Kurla Complex  
Bandra (East)  
Mumbai - 400 051  
Tel No. 022-2659 8237 /38  
Symbol: DHAMPURSUG**

**The General Manager – DSC  
BSE Limited  
Phiroze Jeejeebhoy Towers,  
Dalal Street, Fort,  
Mumbai: 400001  
Tel No. 022-22722039/37/3121  
Security Code: 500119**

**Dear Sir,**

**Sub: Investor Presentation**

Please find attached herewith Investor Presentation for the quarter ended 31<sup>st</sup> December, 2023.

Kindly take the information on record.

Thanking you,

**For Dhampur Sugar Mills Limited**

**Aparna Goel  
Company Secretary  
M. No. 22787**

**DHAMPUR SUGAR MILLS LTD.**

6th Floor, Max House, Okhla Phase III, Okhla Indl. Area, New Delhi - 110020  
+91-11-41259400, 41259490 | [www.dhampursugar.com](http://www.dhampursugar.com)

**CIN: L15249UP1933PLC000511**

**Regd. Office: P.O. Dhampur, Dist. Bijnor - 246761 (U.P.)**



# Dhampur Sugar Mills Ltd

## Financial Results: Q3-FY 24

## Safe Harbour Statement

This presentation is strictly confidential and may not be copied, published, distributed or transmitted. The information in this presentation is being provided by Dhampur Sugar Mills Limited (also referred to as the 'Company'). By attending the meeting where this presentation is being made or by reading the presentation materials, you agree to be bound by following limitations:

The information in this presentation has been prepared for use in a presentation by the Company for information purposes only and does not constitute, or should be regarded as, or form part of any offer, invitation, inducement or advertisement to sell or issue, or any solicitation or initiation of any offer to purchase or subscribe for, any securities of the Company in any jurisdiction, including the United States and India, nor shall it, or the fact of its distribution form the basis of, or be relied on in connection with, any investment decision or any contract or commitment to purchase or subscribe for any securities of the Company in any jurisdiction, including the United States and India. This presentation does not constitute a recommendation by the Company or any other party to sell or buy any securities of the Company.

This presentation and its contents are not and should not be construed as a prospectus or an offer document, including as defined under the Companies Act, 2013, to the extent notified and in force or an offer document under the Securities and Exchange Board of India (Issue of Capital and Disclosure Requirements) Regulations, 2009 as amended.

This presentation and its contents are strictly confidential to the recipient and should not be further distributed, re-transmitted, published or reproduced, in whole or in part, or disclosed by recipients directly or indirectly to any other person or press, for any purposes. In particular, this presentation is not for publication or distribution or release in any country where such distribution may lead to a breach of any law or regulatory requirement. No person is authorized to give any information or to make any representation not contained in or inconsistent with this presentation or and if given or made, such information or representation must not be relied upon as having been authorized by us. Receipt of this presentation constitutes an express agreement to be bound by such confidentiality and the other terms set out herein. Any failure to comply with this restriction may constitute a violation of applicable securities laws.

No representation or warranty, express or implied, is made as to, and no reliance should be placed on, the fairness, accuracy, completeness or correctness of the information or opinions contained in this presentation. Neither the Company nor any of its affiliates, advisors or representatives shall have any responsibility or liability whatsoever (for negligence or otherwise) for any loss howsoever arising from any use of this presentation or its contents or otherwise arising in connection with this presentation. The information set out herein may be subject to updating, completion, revision, verification and amendment and such information may change materially. This presentation is based on the economic, regulatory, market and other conditions as in effect on the date hereof. It should be understood that subsequent developments may affect the information contained in this presentation, which neither the Company nor its affiliates, advisors or representatives are under an obligation to update, revise or affirm.

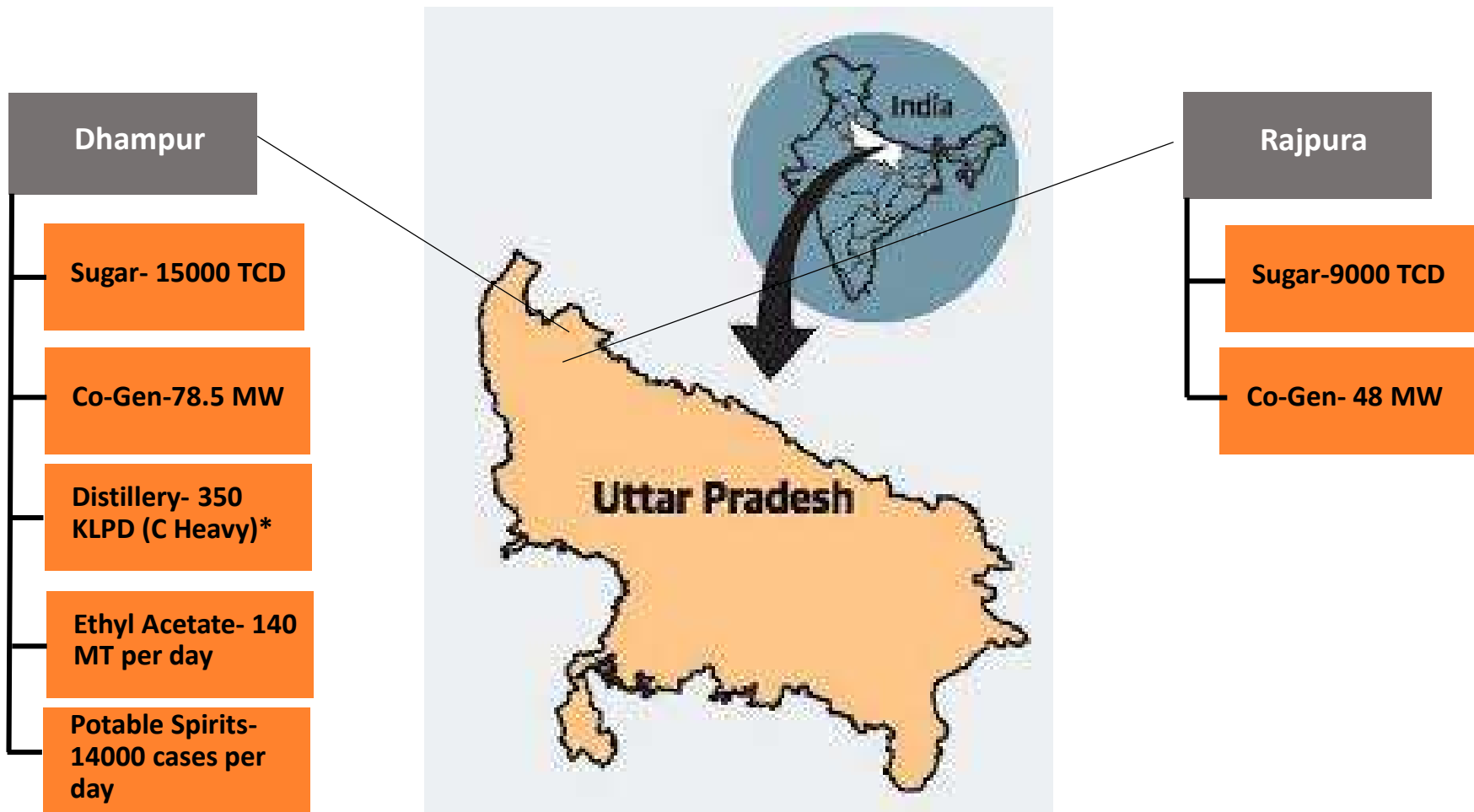
This presentation contains forward-looking statements based on the currently held beliefs and assumptions of the management of the Company, which are expressed in good faith and, in their opinion, reasonable. Forward-looking statements involve known and unknown risks, uncertainties and other factors, which may cause the actual results, financial condition, performance, or achievements of the Company or industry results, to differ materially from the results, financial condition, performance or achievements expressed or implied by such forward-looking statements. Unless otherwise indicated, the information contained herein is preliminary and indicative and is based on management information, current plans and estimates. Industry and market-related information is obtained or derived from industry publications and other sources and has not been independently verified by us. Given these risks, uncertainties and other factors, recipients of this document are cautioned not to place undue reliance on these forward-looking statements. The Company disclaims any obligation to update these forward-looking statements to reflect future events or developments.

**THIS PRESENTATION IS NOT AN OFFER FOR SALE OF SECURITIES IN INDIA OR ELSEWHERE.**

<b>Content</b>	<b>Slide No.</b>
<b>Company Overview</b>	<b>4-9</b>
<b>Operating Performance</b>	<b>10-14</b>
<b>Financial Performance</b>	<b>15-20</b>
<b>Brand... <i>'Mishti by Dhampur'</i></b>	<b>21</b>

## Company Overview

# Business Facilities



*\*100 KLPD grain-based distillery commissioned in Q1 FY24.*

## Board of Directors

**Mr. Ashok Kumar Goel, Chairman**

**Mr. Gaurav Goel, Vice Chairman and Managing Director**

**Mr. Mahesh Prasad Mehrotra, Independent Director**

**Mr. Yashwardhan Poddar, Independent Director**

**Mr. Anuj Khanna, Independent Director**

**Mr. Satpal Kumar Arora, Independent Director**

**Ms. Pallavi Khandelwal, Independent Director**

**Mr. Subhash Pandey, Whole Time Director**

# Key Milestones

1933

- Sugar mill established at Dhampur

1995

- Distillery in Dhampur with 100 KLPD

2004

- Increased distillery capacity to 140 KLPD

2006

- Raised US\$53.7mn through GDR

2007

- Installed multi-fuel high pressure boilers at Dhampur
- Greenfield sugar unit at Rajpura (7500TCD)
- Installed co-generation plants – Dhampur (65MW) Rajpura (12MW)

2008

- Expanded sugar crushing Capacities - Dhampur to 15,000 TCD, Increased Dhampur distillery capacity to 170 KLPD

2012

- Installed bagasse dryer at Dhampur

2013

- Increased distillery capacity to 200 KLPD

2014

- Expanded Rajpura sugar crushing capacity to 8500 TCD
- Co-generation plant at Rajpura (48MW)

2015

- Commissioned spent wash fire boilers

2018

- Commissioned Incinerator slop Boiler with 11.5 MW turbines (ZLD Compliant Distilleries)

2019

- Increased distillery capacity to 250 KLPD

2020

- Installed CPU for Zero Liquid Discharge

2021

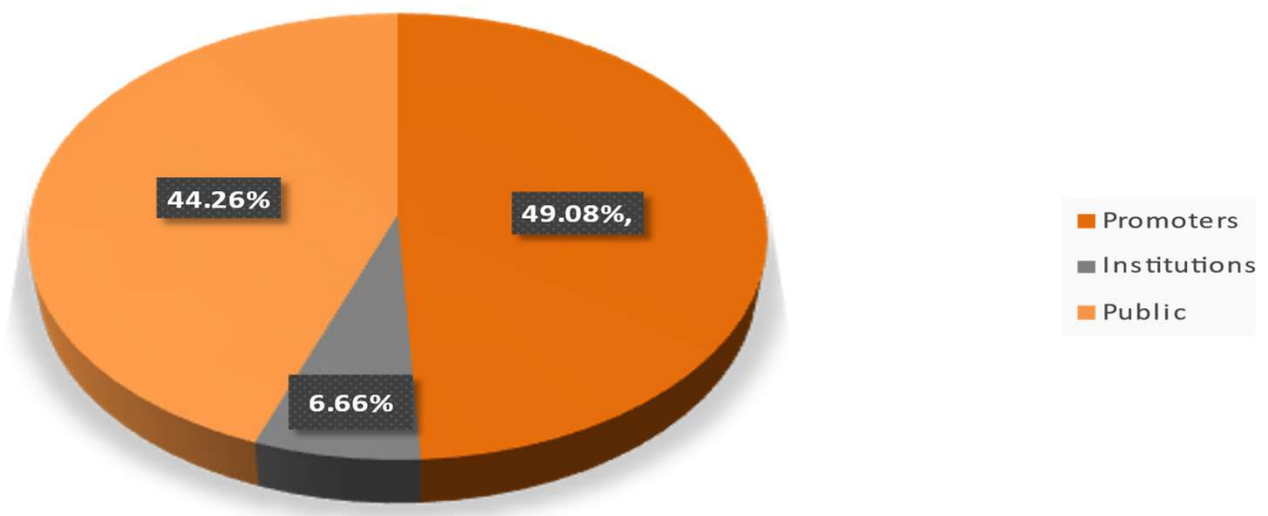
- Demerger

2023

- Increased distillery capacity to 350 KLPD
- Commissioned 100 KLPD Grain based distillery
- Increased Rajpura sugar crushing capacity to 9000 TCD.



## Shareholding Pattern as on 31st Dec 23



## Credit Rating –India Ratings & Research (Fitch Group)

Instrument Type	Rating/Outlook
Issuer Rating	IND AA-/Stable
Term Loan	IND AA-/Stable
Working Capital Limits	IND A+/Stable
Fixed Deposits	IND AA-/Stable

## Highlights

- **State Advised Price (SAP) of sugarcane for SS 2023-24 increased by Rs. 20/Qtl to Rs. 360/Qtl in UP.**
- **Revision in cane transportation rebate : Rs. 9/Qtl from Rs. 8.35/Qtl**
- **Ethanol production from B-heavy molasses and sugarcane syrup/juice discontinued as per government order w.e.f. 7<sup>th</sup> Dec. 2023.**
- **OMCs announced increase in ethanol price for ESY 2023-24. Revised price :**
  - **Ethanol produced from C-heavy molasses : Rs. 56.28 per litre**
  - **Ethanol produced from maize : Rs. 71.86 per litre**
- **Buyback of Shares**
  - **Board of Directors approved buyback of equity shares through tender offer route.**
  - **Buyback will improve EPS, ROE and Debt : Equity Ratio**
  - **Buyback size : Rs 30 crores**
  - **No. of Shares/ Buyback Price : 10 lakh shares (Max.)/Rs. 300 per equity share**
  - **Record date/Opening/closing : 17<sup>th</sup> Jan. 24/23<sup>rd</sup> Jan. 24/30<sup>th</sup> Jan. 24**
  - **Payout date : 6th Feb. 24 (Latest)**

## Operating Performance

## Sugar

Operating Performance						
FY23	Particulars	UOM	Q3 FY24	Q3 FY23	9m Dec23	9m Dec22
39.01	Cane Crushed	Lakh tons	13.46	12.98	20.91	20.17
8.81	Cane diverted to Syrup*	Lakh tons	0.96	2.41	3.58	5.21
12.04	Gross Recovery	%	11.01	11.34	11.51	11.72
7.84	Net Recovery	%	9.61	7.89	8.63	7.88
3.08	Production-Sugar	Lakh tons	1.29	1.02	1.80	1.59
3.89	Sales-Sugar	Lakh tons	0.25	0.73	1.87	2.93
1.20	Inventory -Sugar	Lakh tons	1.07	0.71	1.07	0.71
34839	Realisation-White Sugar	Rs./ton	39236	35746	36893	35133
33939	-Raw Sugar	Rs./ton	-	34543	-	33922

Sugar inventory is valued at Rs. 35182/ton as on 31<sup>st</sup> Dec 23.

\*Ethanol production from B-heavy molasses and sugarcane syrup/juice discontinued as per government order.

# Power

Operating Performance						
FY23	Particulars	UOM	Q3 FY24	Q3 FY23	9m Dec23	9m Dec22
39.00	Generation	Cr. Units	13.12	12.16	23.54	21.55
17.77	Export	Cr. Units	6.06	5.70	9.37	9.68
3.54	Realization	Rs./unit	3.62	3.59	3.57	3.51

## Ethanol

### Operating Performance

FY23	Particulars	UOM	Q3 FY24	Q3 FY23	9m Dec23	9m Dec22
269.12	Production- B heavy*	Lakh BL	174.01	73.66	561.99	269.12
661.97	- Syrup*	Lakh BL	64.46	166.30	275.76	315.00
-	- Grain/Maize	Lakh BL	56.49	-	94.56	-
931.08	Total Production	Lakh BL	294.97	239.96	932.31	584.12
279.37	Sales- B heavy	Lakh BL	150.62	75.80	535.13	279.37
618.50	- Syrup	Lakh BL	64.71	157.53	344.48	331.46
-	- Grain/Maize	Lakh BL	53.36	-	88.04	-
897.87	Total Sales	Lakh BL	268.69	233.33	967.65	610.83
59.71	Realisation- B heavy	Rs./BL	60.10	59.75	60.14	59.71
64.82	- Syrup	Rs./BL	64.76	64.57	64.78	64.03
-	- Grain/Maize	Rs./BL	64.69	-	65.11	-

*B heavy/Syrup/Grain denotes ethanol produced from respective feedstock.*

*\*Ethanol production from B-heavy molasses and sugarcane syrup/juice discontinued as per government order.*

## Chemicals-Ethyl Acetate

Operating Performance						
FY23	Particulars	UOM	Q3 FY24	Q3 FY23	9m Dec23	9m Dec22
345.45	Production	Lakh Kg	52.90	85.33	244.00	237.27
351.91	Sales	Lakh Kg	52.44	85.34	244.43	244.51

## Potable Spirits

Operating Performance						
FY23	Particulars	UOM	Q3 FY24	Q3 FY23	9m Dec23	9m Dec22
19.00	Production	Lakh Cases	5.57	4.46	17.47	15.04
19.00	Sales	Lakh Cases	5.65	4.43	17.24	14.86

## Financial Performance



## Standalone Financial Performance

FY23	Particulars	Q3 FY 24	Q3 FY 23	% Change	9m Dec 23	9m Dec 22	% Change
2826.0	Revenue from Operations	482.3	643.5	-25.1	1977.2	2072.0	-4.6
311.0	EBITDA	69.5	86.0	-19.2	191.2	206.0	-7.2
11.0	EBITDA (%)	14.4	13.4		9.7	9.9	
215.1	PBT	47.5	66.7	-28.8	121.8*	136.4	-10.7
7.6	PBT (%)	9.8	10.4		6.2	6.6	
150.3	PAT	31.6	46.0	-31.3	81.2	92.4	-12.1
5.3	PAT(%)	6.6	7.1		4.1	4.5	
229.8	Cash Profit	55.3	68.7	-19.5	142.9	148.1	-3.5
22.6	EPS (₹/Share)	4.8	6.9	-30.4	12.2	13.9	-12.2

*Amount in Rs. Crore*

*Revenue from operations is lower in the quarter and nine months period ended Dec 23 vs comparable quarter and nine months period mainly on account of lower sugar sales volume.*

*\*PBT for nine months is computed after considering impact of redetermined higher levy molasses obligation for the molasses year 2022-23 (Rs. 18.83 Crores).*

*Sugar being a seasonal industry, the quarter's performance may not be representative of the Company's annual performance.* 16

## Standalone Segment Revenue

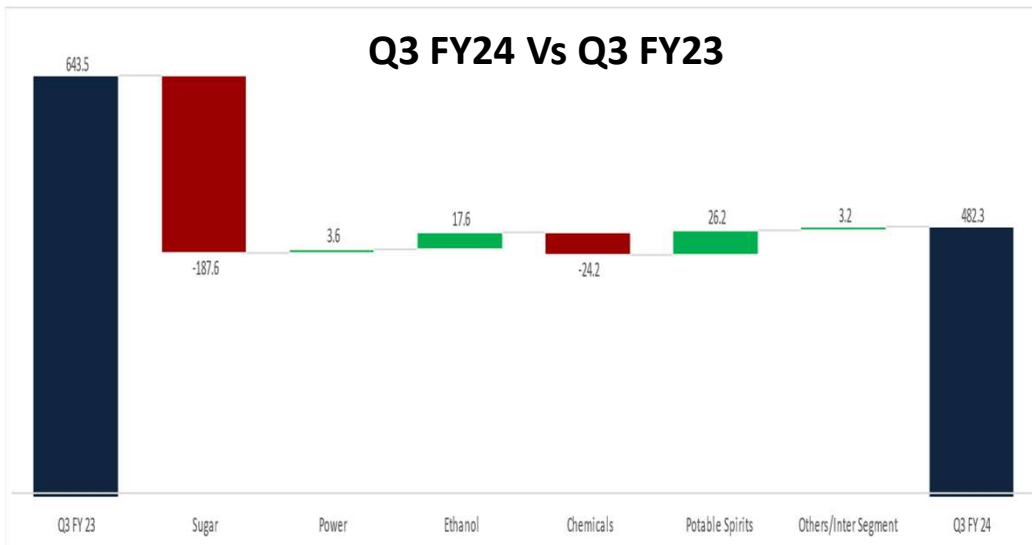
FY23	Particulars	Q3 FY24	Q3 FY23	Variance	9m Dec 23	9m Dec 22	Variance
1937.2	Sugar	233.4	421.1	-44.6	1040.3	1347.0	-22.8
217.1	Power	73.5	70.0	5.0	135.8	122.5	10.9
596.1	Ethanol	176.3	158.7	11.1	637.0	403.4	57.9
302.4	Chemicals	46.0	70.2	-34.5	198.9	216.5	-8.1
463.9	Potable Spirits	135.4	109.3	23.9	415.9	361.9	14.9
24.6	Others	6.8	6.8		16.1	16.5	-2.4
<b>3541.2</b>	<b>Total</b>	<b>671.5</b>	<b>836.0</b>	<b>-19.7</b>	<b>2444.0</b>	<b>2467.6</b>	<b>-1.0</b>
715.3	(-)Inter Segment	189.2	192.5	1.7	466.8	395.6	-18.0
<b>2825.9</b>	<b>Total Revenue</b>	<b>482.3</b>	<b>643.5</b>	<b>-25.1</b>	<b>1977.2</b>	<b>2072.0</b>	<b>-4.6</b>

## Standalone Segment Profit (PBIT)

FY23	Particulars	Q3 FY24	Q3 FY23	Variance	9m Dec 23	9m Dec 22	Variance
58.5	Sugar	-6.6	15.7	-142.0	-0.2	51.2	-100.4
81.6	Power	29.1	24.6	18.3	45.2	40.0	13.0
131.9	Ethanol	22.8	35.9	-36.2	100.2	89.0	12.6
22.8	Chemicals	1.0	6.4	-84.4	11.7	15.8	-25.9
-1.0	Potable Spirits	1.8	-0.8		4.7	-0.6	
1.1	Others	0.3	0.5	-40.0	0.6	0.8	-25.0
<b>294.8</b>	<b>Total</b>	<b>48.4</b>	<b>82.4</b>	<b>-41.3</b>	<b>162.1</b>	<b>196.2</b>	<b>-17.4</b>

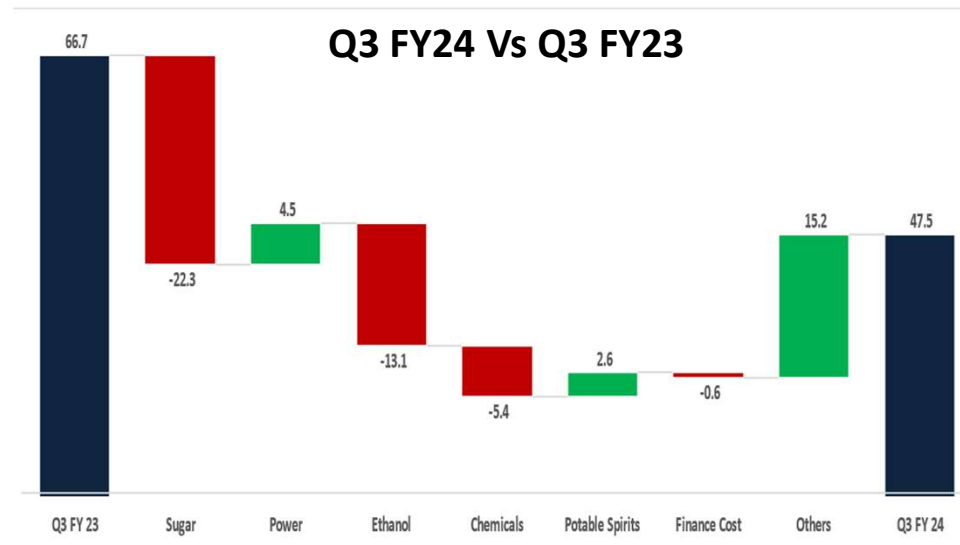
## Revenue from Operations

Q3 FY24 Vs Q3 FY23



## Profit Before Tax

Q3 FY24 Vs Q3 FY23

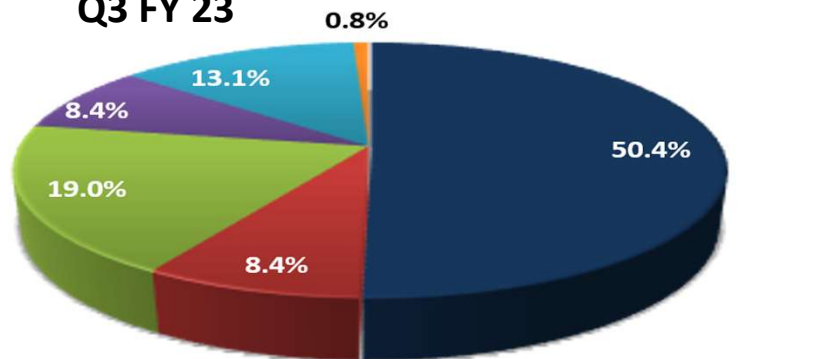


All figures are in Rs. crore

Increase Decrease Total

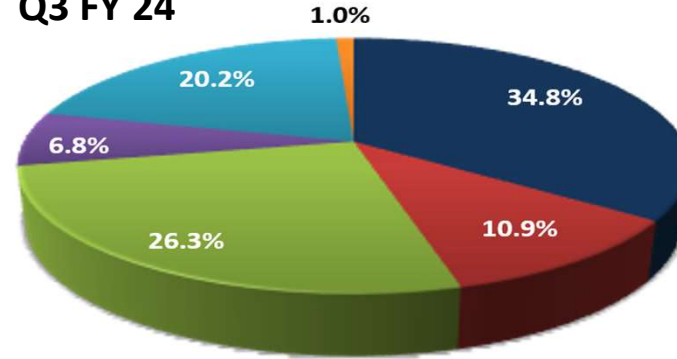
## Segment Revenue

Q3 FY 23



■ Sugar ■ Power ■ Ethanol ■ Chemicals ■ Potable Spirit ■ Others

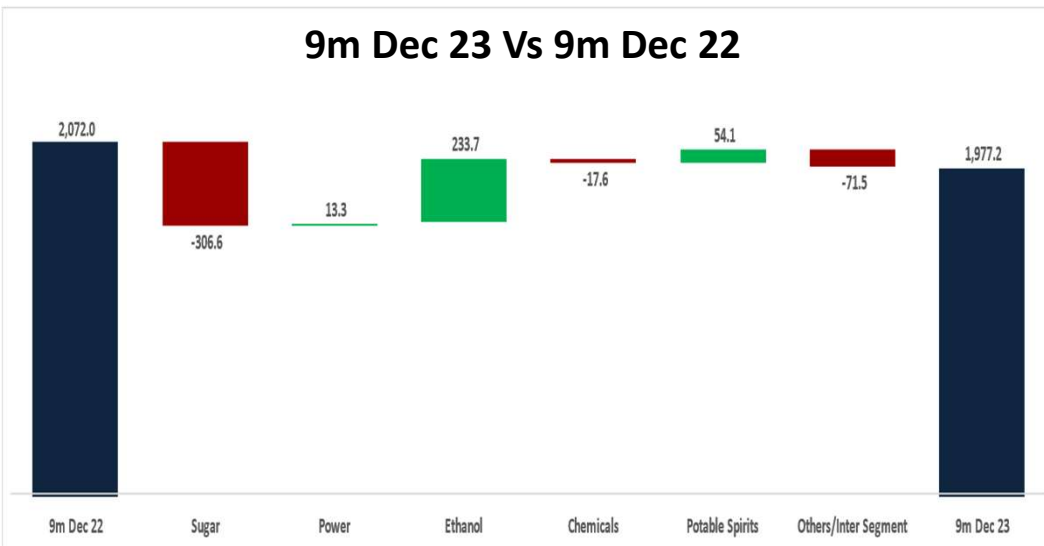
Q3 FY 24



■ Sugar ■ Power ■ Ethanol ■ Chemicals ■ Potable Spirit ■ Others

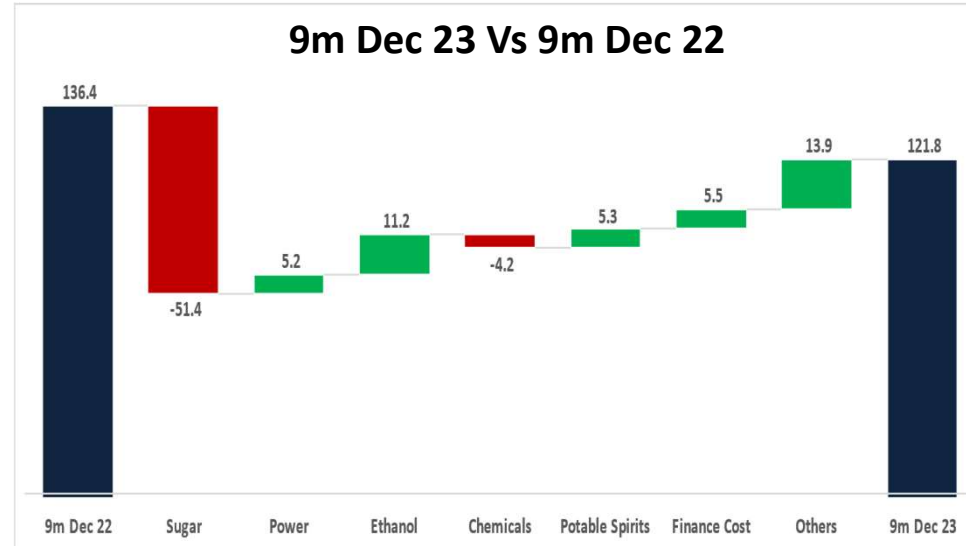
## Revenue from Operations

9m Dec 23 Vs 9m Dec 22



## Profit Before Tax

9m Dec 23 Vs 9m Dec 22

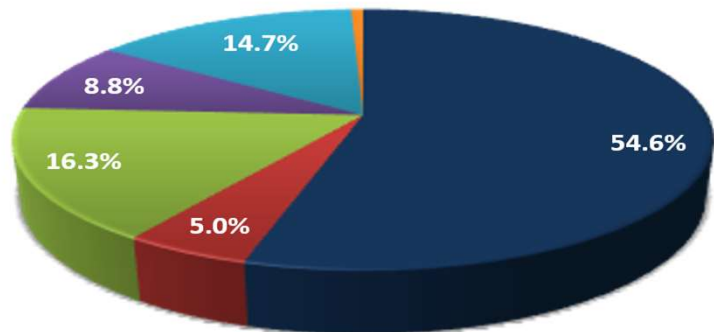


All figures are in Rs. crore

Increase Decrease Total

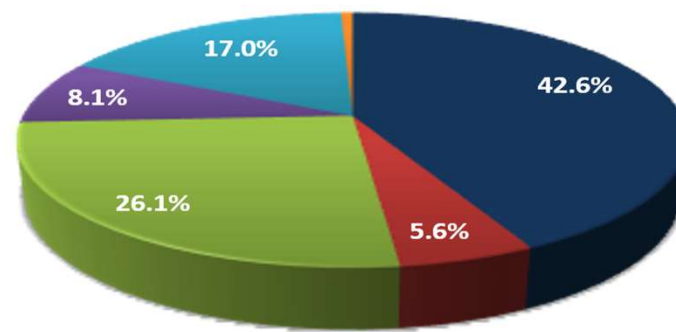
## Segment Revenue

9m Dec 22



■ Sugar ■ Power ■ Ethanol ■ Chemicals ■ Potable Spirit ■ Others

9m Dec 23



■ Sugar ■ Power ■ Ethanol ■ Chemicals ■ Potable Spirit ■ Others

## Consolidated Financial Performance

FY23	Particulars	Q3 FY 24	Q3 FY 23	% Change	9m Dec 23	9m Dec 22	% Change
2874.0	Revenue from Operations	482.4	642.0	-24.9	1979.8	2115.0	-6.4
318.8	EBITDA	69.7	86.4	-19.3	192.7	210.8	-8.6
11.1	EBITDA (%)	14.4	13.5		9.7	10.0	
222.8	PBT	47.8	67.1	-28.8	123.3*	141.2	-12.7
7.8	PBT (%)	9.9	10.5		6.2	6.7	
158.0	PAT	31.8	46.4	-31.5	82.7	97.3	-15.0
5.5	PAT(%)	6.6	7.2		4.2	4.6	
237.5	Cash Profit	55.5	69.1	-19.7	144.3	153.0	-5.7
23.7	EPS (₹/Share)	4.8	7.0	-31.4	12.4	14.6	-15.1

*Amount in Rs. Crore*

*Revenue from operations is lower in the quarter and nine months period ended Dec 23 vs comparable quarter and nine months period mainly on account of lower sugar sales volume.*

*\*PBT for nine months is computed after considering impact of redetermined higher levy molasses obligation for the molasses year 2022-23 (Rs 18.83 Crores).*

*Sugar being a seasonal industry, the quarter's performance may not be representative of the Company's annual performance.* 20

*Mishti by Dhampur*



---

# Thank You

For further information, please contact :

**Dhampur Sugar Mills Ltd. 6th Floor, Max House, Okhla Industrial Estate, Phase III**

**New Delhi – 110020, Telephone : +91-11-41259400**

**Email: [investordesk@dhampursugar.com](mailto:investordesk@dhampursugar.com), Website: [www.dhampursugar.com](http://www.dhampursugar.com)**