

Date: 25.05.2018

To,
The Secretary,
The B.S.E Limited
Floor 25, P.J. Towers,
Dalal Street,
Mumbai - 400 001

Sub: Submission of Audited Standalone and Consolidated Financial Results of the Company along with Auditor's Report as per Provisions of Regulation 33 of SEBI (LODR) Regulations, 2015.

Please find enclosed here with the following Documents in terms of Regulation 33 of the SEBI (LODR) Regulations, 2015:

1. Financial Results: Audited Standalone and Consolidated Financial Results along with Auditor's Report of the company for the Fourth Quarter/ Year Ended 31st March, 2018.

This is for your Information and Necessary Records.

Thanking you
For **TRIMURTHI LIMITED**


Arun Kumar Bhargadia
Managing Director
DIN: 00021024



TRIMURTHI LIMITED

(Formerly known as Trimurthi Drugs & Pharmaceuticals Ltd.)
4-4-231/1/2/ABC, Inderbagh, Sultanbazar,
Hyderabad - 500 095, T.S. INDIA. | Tel: 040 24757370
Email : info@trimurthidrugs.com
Website : www.trimurthidrugs.com
CIN No : L67120TG1994PLC018956

Date: 25.05.2018

To,
The Secretary,
The B.S.E Limited
Floor 25, P.J. Towers,
Dalal Street,
Mumbai- 400 001

Sub: Outcome of the Board Meeting held on 25/05/2018 as per Regulation 30, 33 of SEBI (LODR) Regulations, 2015

Dear Sir/Madam,

The Board of Directors of the Company at its meeting held today, Friday, the 25th day of May, 2018 at Registered Office, have approved and taken on record the following:

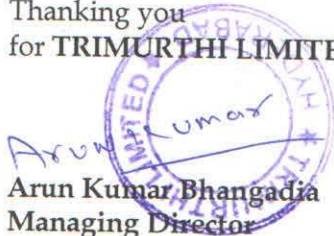
1. The Board has considered and approved the minutes of the previous board meeting.
2. The Board has considered and approved the Audited Standalone and Consolidated Financial Results along with Auditor's Report issued by the Statutory Auditors of the Company for the Quarter IV/Year ended 31st March, 2018 in compliance with Indian Accounting Standards (Ind-AS), SEBI (LODR) Regulations, 2015 and Schedule III of Companies Act, 2013.

There being no other matter meeting of the Board of Directors concluded with the vote of thanks.

The Meeting of the Board of Directors of the company commenced at 03.30 P.M. and Concluded at 06:30 P.M.

Request you to take same on records.

Thanking you
for **TRIMURTHI LIMITED**


Arun Kumar Bhangadia
Managing Director
DIN: 00021024

TRIMURTHI LIMITED



(Formerly known as Trimurthi Drugs & Pharmaceuticals Ltd.)
4-4-231/1/2/ABC, Inderbagh, Sultanbazar,
Hyderabad - 500 095, T.S. INDIA. | Tel: 040 24757370
Email : info@trimurthidrugs.com
Website : www.trimurthidrugs.com
CIN No : L67120TG1994PLC018956

TRIMURTHI LIMITED
(Formerly Known as TRIMURTHI DRUGS & PHARMACEUTICALS LIMITED)
SCHEDULE III OF THE COMPANIES ACT 2013
STANDALONE AUDITED FINANCIAL RESULTS FOR THE QUARTER IV AND 12 MONTHS ENDED 31ST MARCH, 2018



PART-I

Particulars	Quarter Ended			Year Ended	Year Ended
	31-03-2018	31/12/2017	31-03-2017	31-03-2018	31-03-2017
	Audited	UnAudited	Audited	Audited	Audited
I. Income From Operations					
Net Sales / Income from Operations	128.50	104.54	12.19	311.16	289.48
Other Income	(0.91)	0.06	17.64	1.31	75.88
II. Total Income	127.58	104.60	29.83	312.47	365.36
III. Expenses					
a. Consumption of Raw Material	-Nil-	-Nil-	Nil	-Nil-	Nil
b. Purchase of Traded Goods/Shares	84.97	111.17	0.16	199.22	306.88
c. (Increase)/Decrease in stock in trade and work in Progress	19.59	(29.36)	12.36	11.62	(21.92)
d. Employee benefits expense	9.55	7.52	5.80	28.35	21.62
e. Rent	0.75	0.95	1.15	3.00	3.00
f. Finance Cost	0.00	0.00	0.00	0.00	0.00
g. Depreciation	3.43	4.26	3.58	15.39	12.29
h. Other Expenditure	14.08	3.41	7.62	25.59	23.08
Total	132.38	97.95	30.67	283.17	344.95
IV. Profit/ (Loss) before Exceptional and Tax (II-III)	(4.79)	6.65	(0.84)	29.30	20.42
V. Exceptional/ Prior Period Items	1.14	Nil	Nil	1.14	Nil
VI. Profit/ (Loss) before tax (IV-V)	(5.93)	6.65	(0.84)	28.16	20.42
VII. Tax expense:	1.56	1.52	(1.48)	10.05	5.33
(1) Current tax	(1.83)	2.85	(2.38)	8.31	5.40
(2) Deferred tax	3.39	(1.33)	0.90	1.74	(0.06)
VIII. Net Profit/ (Loss) for the period from continuing operations (VI-VII)	(7.49)	5.13	0.63	18.10	15.09
IX. Profit/(loss) from discontinued operations	-Nil-	-Nil-	-Nil-	-Nil-	-Nil-
X. Tax expenses of discontinued operations	-Nil-	-Nil-	-Nil-	-Nil-	-Nil-
XI. Profit/(loss) from Discontinued operations (after tax) (IX-X)	-Nil-	-Nil-	-Nil-	-Nil-	-Nil-
XII. Profit/(loss) for the period (VIII+XI)	(7.49)	5.13	0.63	18.10	15.09
XIII. Other Comprehensive Income					
A. (i) Items that will not be reclassified to profit or loss	-Nil-	-Nil-	-Nil-	-Nil-	-Nil-
(ii) Income tax relating to items that will not be reclassified to profit or loss	-Nil-	-Nil-	-Nil-	-Nil-	-Nil-
B. (i) Items that will be reclassified to profit or loss	4.96	-Nil-	-Nil-	4.96	-Nil-
(ii) Income tax relating to items that will be reclassified to profit or loss	-Nil-	-Nil-	-Nil-	-Nil-	-Nil-
XIV. Total Comprehensive Income for the period (XII+XIII) Comprising Profit (Loss) and Other comprehensive Income for the period)	(2.53)	5.13	0.63	23.06	15.09
XV. Earnings per equity share (for continuing operation):					
(1) Basic	(0.09)	0.06	0.01	0.22	0.19
(2) Diluted	(0.09)	0.06	0.01	0.22	0.19
XVI. Earnings per equity share (for discontinuing operation):					
(1) Basic	-Nil-	-Nil-	-Nil-	-Nil-	-Nil-
(2) Diluted	-Nil-	-Nil-	-Nil-	-Nil-	-Nil-
XVII. Earnings per equity share (for discontinuing & continuing operation):					
(1) Basic	(0.09)	0.06	0.01	0.22	0.19
(2) Diluted	(0.09)	0.06	0.01	0.22	0.19

Arun Kumar



TRIMURTHI LIMITED

(Formerly known as Trimurthi Drugs & Pharmaceuticals Ltd.)
 4-4-231/1/2/ABC, Inderbagh, Sultanbazar,
 Hyderabad - 500 095, T.S. INDIA. | Tel: 040 24757370
 Email : info@trimurthidrugs.com
 Website : www.trimurthidrugs.com
 CIN No : L67120TG1994PLC018956

TRIMURTHI LIMITED
(Formerly Known as TRIMURTHI DRUGS & PHARMACEUTICALS LIMITED)



PART-II

SCHEDULE III OF THE COMPANIES ACT 2013

Particulars	Quarter Ended			Year Ended	Year Ended
	31-03-2018 Audited	31/12/2017 UnAudited	31-03-2017 Audited	31-03-2018 Audited	31-03-2017 Audited
A. Particulars Of Share Holding					
1. Public Share Holding					
- Number of Shares	2900600	2900600	2900600	2900600	2900600
- Percentage of shareholding	35.81%	35.81%	35.18%	35.18%	35.81%
2. Promoters and promoter group shareholding					
a. Pledged / encumbered					
- No of Equity Shares	-Nil-	-Nil-	-Nil-	-Nil-	Nil
- Percentage of Shares (of the shareholding of promoter and promoter group)	-Nil-	-Nil-	-Nil-	-Nil-	Nil
- Percentage of Shares (of the total share capital of the company)	-Nil-	-Nil-	-Nil-	-Nil-	Nil
b. Non encumbered					
- No of Equity Shares	5199400	5199400	5199400	5199400	5199400
- Percentage of Shares (of the shareholding of promoter and promoter group)	100.00%	100.00%	100.00%	100.00%	100.00%
- Percentage of Shares (of the total share capital of the company)	64.19%	64.19%	64.19%	64.19%	64.19%

Particulars	3 Months Ended (31/03/2018)
B. Investor Complaints	
Pending at the beginning of the quarter	-NIL-
Received during the quarter	-NIL-
Disposed during the quarter	-NIL-
Remaining unsolved during the quarter	-NIL-

Segment Reporting

Particulars	Quarter ended			Year Ended	Year Ended
	31-03-2018 Audited	31/12/2017 UnAudited	31-03-2017 Audited	31-03-2018 Audited	31-03-2017 Audited
1. Segment Revenue					
a. Pharma Business	0.00	0.00	0.00	0.00	0.00
b. Financial Services	13.90	19.91	14.02	76.96	61.42
c. Investments	0.00	0.00	4.99	0.00	14.46
d. Trading in Shares	67.80	84.70	10.82	189.63	289.49
e. Foods	45.88	-Nil-	-Nil-	45.88	-Nil-
Total	127.58	104.60	29.82	312.47	365.36
Less: Inter Segment Revenue	-Nil-	-Nil-	-Nil-	-Nil-	-Nil-
Net Sales/ Income From Operations	127.58	104.60	29.82	312.47	365.36
2. Segment Profits (Before tax & Interest From Each Segment)					
a. Pharma Business	0.00	0.00	0.00	0.00	0.00
b. Financial Services	10.92	14.02	14.83	55.32	37.02
c. Investments	0.00	0.00	4.49	0.00	13.97
d. Trading in Shares	1.73	(7.37)	(20.16)	(8.58)	(30.57)
e. Foods	(18.58)	-Nil-	-Nil-	(18.58)	-Nil-
Total	(5.93)	6.65	(0.84)	28.16	20.42
Less:					
i. Interest	-Nil-	-Nil-	-Nil-	-Nil-	-Nil-
ii. Other Un-allocable expenses net off	-Nil-	-Nil-	-Nil-	-Nil-	-Nil-
iii. Un-allocable Income	-Nil-	-Nil-	-Nil-	-Nil-	-Nil-
Total Profit Before Tax	(5.93)	6.65	(0.84)	28.16	20.42
3. Capital Employed					
a. Pharma Business	0.00	0.00	0.00	0.00	0.00
b. Financial Services	521.58	601.72	640.95	521.58	640.95
c. Investments	292.00	184.34	184.34	292.00	184.34
d. Trading in Shares	356.89	398.72	334.14	356.89	334.14
e. Foods	11.78	-Nil-	-Nil-	11.78	-Nil-
Total	1182.24	1184.78	1159.43	1182.24	1159.43

A. J. V. Kumar

TRIMURTHI LIMITED

(Formerly known as Trimurthi Drugs & Pharmaceuticals Ltd.)
4-4-231/1/2/ABC, Inderbagh, Sultanbazar,
Hyderabad - 500 095, T.S. INDIA. | Tel: 040 24757370
Email : info@trimurthidrugs.com
Website : www.trimurthidrugs.com
CIN No : L67120TG1994PLC018956

Notes:

- 1 The format for the Unaudited quarterly results as prescribed in SEBI Circular CRI/CFD/CMD/15/2015 dated November 30, 2015 has been modified to comply with the requirements of SEBI Circular CRI/CFD/FAC/62/2016 dated July 5, 2016 and exemption as given under clause 2.6.1(iii) has been availed. Hence, figures of corresponding previous quarter and previous year have not been provided.
- 2 There is a possibility that these quarterly financial results may require adjustment before compiling the final Ind AS financial statements as of and for the year ending March 31, 2018 due to changes in financial reporting requirements arising from new or revised standards or interpretations issued by MCA or changes in the use of one or more optional exemptions from retrospective application of certain Ind AS as permitted under Ind AS 101.
- 3 Previous period figures have been regrouped, wherever necessary, for the purpose of comparison.
- 4 The above results have been reviewed by the Audit Committee and approved by the Board of Directors of the Company at their meeting held on Friday, 25th May, 2018.
- 5 The Standalone Unaudited Financial Results have been prepared and subjected to Limited Review by the Statutory Auditors in accordance with Indian Accounting Standards (Ind-AS) as notified by Ministry of Corporate Affairs; Regulation 33 of SEBI (LODR) Regulations, 2015 and Schedule III Division II of Companies Act, 2013. The Limited Review was carried out by Statutory Auditors for the Quarter ended 30th September, 2017. The Ind AS Complaint figures for the Corresponding previous Quarter ended 30th September, 2016 have not been subject to review or audit, however the Company's management has exercised necessary due diligence to ensure that such financial results provide a true and fair view of its affairs.
- 6 The results are also available on the website of the Company
- 7 Reconciliation between Financial Results previously reported (referred to as PREVIOUS GAAP) and Ind AS for the Quarter ended 31st March, 2018 (As per paragraph 32 of Ind AS 101)

Particulars	Quarter Ended 31/03/2018 (Rs. In Lacs)	Year Ended 31/03/2017 (Rs. In Lacs)
Net Profit as per previous GAAP	18.10	15.09
Increase in profit due to:		
Fair Value Impact for financial instrument	4.96	NIL
Net Profit after Ind AS (After Tax)	18.10	15.09
Other Comprehensive Income	4.96	NIL
Total Comprehensive Income under Ind AS	23.06	NIL

Place : Hyderabad
Date : 25-05-2018

Aswini Kumar


TRIMURTHI LIMITED

(Formerly known as Trimurthi Drugs & Pharmaceuticals Ltd.)
4-4-231/1/2/ABC, Inderbagh, Sultanbazar,
Hyderabad - 500 095, T.S. INDIA. | Tel: 040 24757370
Email : info@trimurthidrugs.com
Website : www.trimurthidrugs.com
CIN No : L67120TG1994PLC018956



TRIMURTHI
GROUP


TRIMURTHI LIMITED
(Formerly Known as TRIMURTHI DRUGS & PHARMACEUTICALS LIMITED)
STANDALONE ASSETS AND LIABILITIES FOR THE YEAR ENDED ON 31-03-2018

(Rupees)

Particulars	As at 31/03/2018	As at 31/03/2017	As at 01/04/2016
ASSETS:			
A. Non Current Assets			
(a) Property, Plant and Equipment	5962226	5678475	5235876
(b) Capital Work In Progress	-Nil-	-Nil-	827001
(c) Investment Property	-Nil-	-Nil-	-Nil-
(d) Other Intangible Assets	166126	209945	297744
(e) Financial Assets			
(i) Investments	29199736.55	18434000	13680000
(ii) Trade Receivables	-Nil-	-Nil-	-Nil-
(iii) Loans	-Nil-	-Nil-	-Nil-
(iv) Other Financial Assets	-Nil-	-Nil-	-Nil-
(f) Deferred Tax Assets (Net)	-Nil-	-Nil-	-Nil-
(g) Other Non Current Assets	2090000	2090000	2313972
	37418088.6	26412420	22354593
B. Current Assets			
(a) Inventories	1111906.77	2192203	-Nil-
(b) Financial Assets			
(i) Investments	-Nil-	-Nil-	16415642
(ii) Trade Receivables	11114826.75	3970062.91	73301
(iii) Cash & Cash Equivalents	1531005.14	3440194.92	4441696
(iv) Bank Balances other than (iii) above	-Nil-	-Nil-	-Nil-
(v) Loans	52157557	64095244	59971553
(vi) Others (to be specified)	19259981.76	16525995.75	12316956
	85175277.4	90223700.58	93219148
TOTAL ASSETS	122593366	116636120.6	115573741
EQUITY AND LIABILITIES:			
A. Equity			
(a) Equity Share Capital	81000000	81000000	81000000
(b) Other Equity	37427643.98	34917786.75	33409056
	118427644	115917786.8	114409056
B. Non Current Liabilities			
(a) Financial Liabilities			
(i) Borrowings	-Nil-	-Nil-	-Nil-
(ii) Trade Payables	-Nil-	-Nil-	-Nil-
(iii) Other Financial Liabilities	-Nil-	-Nil-	-Nil-
(b) Provisions	-Nil-	-Nil-	-Nil-
(c) Deferred Tax Liabilities (Net)	199021.343	228138.343	234518
(d) Other Non Current Liabilities	-Nil-	-Nil-	-Nil-
	199021.343	228138.343	234518
B. Current Liabilities			
(a) Financial Liabilities			
(i) Borrowings	-Nil-	-Nil-	-Nil-
(ii) Trade Payables	3108972	-Nil-	-Nil-
(iii) Other Financial Liabilities	-Nil-	-Nil-	-Nil-
(b) Other Current Liabilities	749215.8	719359.29	755010
(c) Provisions	-Nil-	-Nil-	-Nil-
(d) Current Tax Liabilities (Net)	108512.85	-229163.8115	175157
	3966700.65	490195.4785	930167
TOTAL EQUITY AND LIABILITIES	122593366	116636120.6	115573741

TRIMURTHI LIMITED

(Formerly known as Trimurthi Drugs & Pharmaceuticals Ltd.)
4-4-231/1/2/ABC, Inderbagh, Sultanbazar,
Hyderabad - 500 095, T.S. INDIA. | Tel: 040 24757370
Email : info@trimurthidrugs.com
Website : www.trimurthidrugs.com
CIN No : L67120TG1994PLC018956



TRIMURTHI LIMITED

(Formerly Known as TRIMURTHI DRUGS & PHARMACEUTICALS LIMITED)

SCHEDULE III OF THE COMPANIES ACT 2013

CONSOLIDATED AUDITED FINANCIAL RESULTS FOR THE QUARTER IV AND 12 MONTHS ENDED 31ST MARCH, 2018



PART-I

TRIMURTHI GROUP

Particulars	Quarter Ended			Year Ended	Year Ended
	31-03-2018	31/12/2017	31-03-2017	31-03-2018	31-03-2017
	Audited	Unaudited	Audited	Audited	Audited
I. Income From Operations					
Net Sales / Income from Operations	303.60	302.89	205.64	1050.22	918.64
Other Income	18.24	0.30	(2.92)	20.72	16.86
II. Total Income	321.84	303.19	202.72	1070.94	935.50
III. Expenses					
a. Consumption of Raw Material	34.49	45.12	16.45	235.31	28.86
b. Purchase of Traded Goods/Shares	166.60	221.35	109.70	607	752.25
c. (Increase)/Decrease in stock in trade and work in Progress	20.18	(29.36)	17.40	12.72	(25.12)
d. Manufacturing Expenses	44.36	34.05	18.69	19.71	20.05
e. Employee benefits expense	30.28	31.62	23.11	99.07	62.61
f. Rent	1.95	1.95	2.06	7.80	7.80
g. Finance Cost	3.14	5.38	4.79	16.01	5.02
h. Depreciation	5.67	5.80	7.04	23.69	19.10
i. Other Expenditure	32.21	10.91	19.95	68.85	45.56
Total	338.87	326.83	219.17	1090.56	916.13
IV. Profit/ (Loss) before Exceptional and Tax (II-III)	(17.03)	(23.64)	(16.45)	(19.61)	19.37
V. Exceptional Items/Prior Period Items	1.14	Nil	Nil	1.14	Nil
VI. Profit/ (Loss) before tax (IV-V)	(18.17)	(23.64)	(16.45)	(20.76)	19.37
VII. Tax expense:	3.05	1.68	2.07	14.06	16.03
(1) Current tax	2.14	2.28	(2.17)	12.78	11.35
(2) Deferred tax	0.92	(0.60)	4.24	1.29	4.68
VIII. Net Profit/ (Loss) for the period from continuing operations (VI-VII)	(21.22)	(25.32)	(18.52)	(34.82)	3.34
IX. Profit/(loss) from discontinued operations	-Nil-	-Nil-	-Nil-	-Nil-	-Nil-
X. Tax expenses of discontinued operations	-Nil-	-Nil-	-Nil-	-Nil-	-Nil-
XI. Profit/(loss) from Discontinued operations (after tax) (IX-X)	-Nil-	-Nil-	-Nil-	-Nil-	-Nil-
XII. Profit/(loss) for the period (VIII+XI)	(21.22)	(25.32)	(18.52)	(34.82)	3.34
XIII. Other Comprehensive Income					
A. (i) Items that will not be reclassified to profit or loss	-Nil-	-Nil-	-Nil-	-Nil-	-Nil-
(ii) Income tax relating to items that will not be reclassified to profit or loss	-Nil-	-Nil-	-Nil-	-Nil-	-Nil-
B. (i) Items that will be reclassified to profit or loss	2.67	-Nil-	-Nil-	2.67	-Nil-
(ii) Income tax relating to items that will be reclassified to profit or loss	-Nil-	-Nil-	-Nil-	-Nil-	-Nil-
XIV. Total Comprehensive Income for the period (XII+XIII) Comprising Profit (Loss) and Other comprehensive Income for the period)	(18.55)	(25.32)	(18.52)	(32.15)	3.34
XV. Minority Interest	3.12	(2.61)	(0.92)	4.17	4.44
XVI. Total Comprehensive Income for the period after Minority Interest (XIV-XV)	(21.68)	(22.70)	(17.59)	(36.32)	(1.10)
XVII. Earnings per equity share (for continuing operation):					
(1) Basic	(0.30)	(0.28)	(0.22)	(0.48)	(0.01)
(2) Diluted	(0.30)	(0.28)	(0.22)	(0.48)	(0.01)
XVIII. Earnings per equity share (for discontinuing operation):					
(1) Basic	-Nil-	-Nil-	-Nil-	-Nil-	-Nil-
(2) Diluted	-Nil-	-Nil-	-Nil-	-Nil-	-Nil-
XIX. Earnings per equity share (for discontinuing & continuing operation):					
(1) Basic	(0.30)	(0.28)	(0.22)	(0.48)	(0.01)
(2) Diluted	(0.30)	(0.28)	(0.22)	(0.48)	(0.01)

TRIMURTHI LIMITED

(Formerly known as Trimurthi Drugs & Pharmaceuticals Ltd.)


4-4-231/1/2/ABC, Inderbagh, Sultanbazar,

Hyderabad - 500 095, T.S. INDIA. | Tel: 040 24757370

Email : info@trimurthidrugs.com

Website : www.trimurthidrugs.com

CIN No : L67120TG1994PLC018956



TRIMURTHI LIMITED
(Formerly Known as TRIMURTHI DRUGS & PHARMACEUTICALS LIMITED)



SCHEDULE III OF THE COMPANIES ACT 2013

PART-II

Particulars	Quarter Ended			Year Ended	Year Ended
	31-03-2018	31/12/2017	31-03-2017	31-03-2018	31-03-2017
	Audited	Unaudited	Audited	Audited	Audited
A. Particulars Of Share Holding					
1. Public Share Holding					
- Number of Shares	2900600	2900600	2900600	2900600	2900600
- Percentage of shareholding	35.81%	35.81%	35.18%	35.81%	35.81%
2. Promoters and promoter group shareholding					
a. Pledged / encumbered					
- No of Equity Shares	-Nil-	-Nil-	-Nil-		Nil
- Percentage of Shares (of the shareholding of promoter and promoter group)	-Nil-	-Nil-	-Nil-		Nil
- Percentage of Shares (of the total share capital of the company)	-Nil-	-Nil-	-Nil-		Nil
b. Non encumbered					
- No of Equity Shares	5199400	5199400	5199400	5199400	5199400
- Percentage of Shares (of the shareholding of promoter and promoter group)	100.00%	100.00%	100.00%	100.00%	100.00%
- Percentage of Shares (of the total share capital of the company)	64.19%	64.19%	64.19%	64.19%	64.19%

Particulars	3 Months Ended (31/03/2018)
B. Investor Complaints	
Pending at the beginning of the quarter	-NIL-
Received during the quarter	-NIL-
Disposed during the quarter	-NIL-
Remaining unsolved during the quarter	-NIL-

Segment Reporting

Particulars	Quarter ended			Year Ended	Year Ended
	31-03-2018	31/12/2017	31-03-2017	31-03-2018	31-03-2017
	Audited	Unaudited	Audited	Audited	Audited
1. Segment Revenue					
a. Pharma Business	165.49	120.69	135.04	544.64	516.00
b. Financial Services	15.20	19.99	14.02	76.96	61.42
c. Investments	0.88	0.00	0.49		13.39
d. Foods	74.65	73.08	41.29	259.71	54.14
e. Trading in Shares	65.63	89.42	11.89	189.63	290.56
Total	321.84	303.18	202.72	1070.94	935.50
Less: Inter Segment Revenue	-Nil-	-Nil-	-Nil-	-Nil-	-Nil-
Net Sales/ Income From Operations	321.84	303.18	202.72	1070.94	935.50
2. Segment Profits (Before tax & Interest From Each Segment)					
a. Pharma Business	13.88	(8.59)	22.98	16.91	41.91
b. Financial Services	12.18	14.30	14.83	54.40	37.02
c. Investments	0.88	0.01	3.47	0.92	12.94
d. Foods	(41.54)	(20.53)	(16.68)	(68.40)	(21.04)
e. Trading in Shares	(0.42)	(1.35)	(41.05)	(8.58)	(51.47)
Total	(15.02)	(16.16)	(16.45)	(4.75)	19.37
Less:					
i. Interest	3.14	7.48	-Nil-	16.01	-Nil-
ii. Other Un-allocable expenses net off	-Nil-	-Nil-	-Nil-	-Nil-	-Nil-
iii. Un-allocable Income	-Nil-	-Nil-	-Nil-	-Nil-	-Nil-
Total Profit Before Tax	(18.17)	(23.64)	(16.45)	(20.76)	19.37
3. Capital Employed					
a. Pharma Business	98.29	88.38	85.85	98.29	85.85
b. Financial Services	521.58	601.72	640.95	521.58	640.95
c. Investments	63.21	32.84	32.84	63.21	32.84
d. Foods	219.43	157.46	196.26	219.43	196.26
e. Trading in Shares	360.92	399.36	336.42	360.92	336.42
Total	1263.41	1279.76	1292.32	1263.41	1292.32

TRIMURTHI LIMITED

(Formerly known as Trimurthi Drugs & Pharmaceuticals Ltd.)
4-4-231/1/2/ABC, Inderbagh, Sultanbazar,
Hyderabad - 500 095, T.S. INDIA. | Tel: 040 24757370
Email : info@trimurthidrugs.com
Website : www.trimurthidrugs.com
CIN No : L67120TG1994PLC018956



November 30, 2015 has been modified under clause 2.6.1(iii) has been

TRIMURTHI
GROUP

- | Particulars | Quarter Ended 31/03/2018
(Rs. In Lacs) | Year Ended 31/03/2017
(Rs. In Lacs) |
|--|---|--|
| Net Profit as per previous GAAP | | |
| Increase in profit due to: | -34.82 | 3.34 |
| Fair Value Impact for financial instrument | NIL | NIL |
| | 2.67 | NIL |
| Net Profit after Ind AS (After Tax) | | |
| Other Comprehensive Income | -34.82 | 3.34 |
| Total Comprehensive Income under Ind AS | 2.67 | NIL |
| | -32.15 | 3.34 |

ATVNICKMAY

TRIMURTHI LIMITED
HYDERABAD.

(Formerly known as Trimurthi Drugs & Pharmaceuticals Ltd.)
4-4-231/1/2/ABC, Inderbagh, Sultanbazar,
Hyderabad - 500 095, T.S. INDIA. | Tel: 040 24757370
Email : info@trimurthidrugs.com
Website : www.trimurthidrugs.com
CIN No : 167120PG1994PLC018956

TRIMURTHI LIMITED
(Formerly Known as TRIMURTHI DRUGS & PHARMACEUTICALS LIMITED)
CONSOLIDATED ASSETS AND LIABILITIES FOR THE YEAR ENDED ON 31-03-2018



TRIMURTHI
GROUP

(Rupees)

Particulars	As at 31/03/2018	As at 31/03/2017	As at 01/04/2016
ASSETS:			
A. Non Current Assets			
(a) Property, Plant and Equipment	21538887	20644831	6653637
(b) Capital Work In Progress	-Nil-	-Nil-	2629489
(c) Investment Property	-Nil-	-Nil-	-Nil-
(d) Other Intangible Assets	168866	222376	327578
(e) Financial Assets			
(i) Investments	6320537	3284000	500000
(ii) Trade Receivables	-Nil-	-Nil-	-Nil-
(iii) Loans	-Nil-	-Nil-	-Nil-
(iv) Other Financial Assets	-Nil-	-Nil-	-Nil-
(f) Deferred Tax Assets (Net)	-Nil-	-Nil-	-Nil-
(g) Other Non Current Assets	2136212	2903402	2851269
	30164502	27054609	12961973
B. Current Assets			
(a) Inventories	8627437	10012895	4565421
(b) Financial Assets			
(i) Investments	-Nil-	-Nil-	16415642
(ii) Trade Receivables	21731360	12279676	5323903
(iii) Cash & Cash Equivalents	3517356	5934239	14338932
(iv) Bank Balances other than (iii) above	-Nil-	-Nil-	-Nil-
(v) Loans	52157557	64095244	59971552
(vi) Others (to be specified)	19599753	16736844	12531247
	105633463	109058898	113146697
TOTAL ASSETS	135797965	136113507	126108670
EQUITY AND LIABILITIES:			
A. Equity			
(a) Equity Share Capital	81000000	81000000	81000000
(b) Other Equity	30667481	34299467	34511303
	111667481	115299467	115511303
B. Non Current Liabilities			
Non Controlling Interest	4064550	3647567	5071661
(a) Financial Liabilities			
(i) Borrowings	9774166	9553437	-Nil-
(ii) Trade Payables	-Nil-	-Nil-	-Nil-
(iii) Other Financial Liabilities	-Nil-	-Nil-	-Nil-
(b) Provisions	-Nil-	-Nil-	-Nil-
(c) Deferred Tax Liabilities (Net)	835013	706461	238307
(d) Other Non Current Liabilities	-Nil-	-Nil-	-Nil-
	14673729	13907465	5309968
B. Current Liabilities			
(a) Financial Liabilities			
(i) Borrowings	-Nil-	-Nil-	-Nil-
(ii) Trade Payables	8040687	5704247	3697850
(iii) Other Financial Liabilities	-Nil-	-Nil-	-Nil-
(b) Other Current Liabilities	1358541	1317003	1117914
(c) Provisions	-Nil-	-Nil-	-Nil-
(d) Current Tax Liabilities (Net)	57527	-114675	471635
	9456755	6906575	5287399
TOTAL EQUITY AND LIABILITIES	135797965	136113507	126108670

(Formerly known as Trimurthi Drugs & Pharmaceuticals Ltd.)

4-4-231/1/2/ABC, Inderbagh, Sultanbazar,
Hyderabad - 500 095, T.S. INDIA. | Tel: 040 24757370

Email : info@trimurthidrugs.com

Website : www.trimurthidrugs.com

CIN No : L67120TG1994PLC018956





P. MURALI & CO.,


CHARTERED ACCOUNTANTS
6-3-655/2/3, SOMAJIGUDA,
HYDERABAD - 500 082. INDIA


Tel : (91-40) 2332 6666, 2331 2554
2339 3967, 2332 1470
Fax : (91-40) 2339 2474
E-mail : pmurali.co@gmail.com
info@pmurali.com
Website : www.pmurali.com

Auditor's Report on Standalone Quarterly Financial Results and Year to Date Financial Results of M/s. TRIMURTHI LIMITED pursuant to the Regulation 33 of the SEBI (Listing Obligations and Disclosures Requirements) Regulations, 2015.

To
The Board of Directors
TRIMURTHI LIMITED

1. We have audited the standalone quarterly financial results of M/s. Trimurthi Limited for the quarter ended March 31, 2018 and to the year to date financial results for the year ended March 31, 2018, attached herewith, being submitted by the Company pursuant to the requirement of Regulation 33 of the SEBI (Listing Obligation and Disclosure Requirements) Regulations, 2015, except for the disclosures regarding Public Shareholding' and 'Promoter and Promoter Group Shareholding' which have been traced from disclosures made by the management and have not been audited by us. The quarterly financial results are the derived figures between the audited figures in respect of the year ended March 31, 2018 and the published year-to-date figures up to December 31, 2017, being the date of the end of the third quarter of the current financial year, which were subject to limited review. The Standalone financial results for the quarter ended March 31, 2018 have been prepared on the basis of the annual standalone IND AS financial Statements for the nine-month period ended December 31, 2017, the Standalone audited annual financial statements as at and for the year ended March 31, 2018, and the relevant requirement of Regulation 33 of the SEBI (Listing Obligation and Disclosure Requirements) Regulations, 2015 and are the responsibility of the Company's management and have been approved by the Board of Directors of the Company. Our responsibility is to express an opinion on these Standalone financial results based on our review of the financial results for the nine-month period ended December 31, 2017 which was prepared in accordance with applicable Ind AS and other recognised accounting policies laid down in Accounting Standard (Ind AS) 25, Interim Financial Reporting, specified under section 133 of the act, read with rules 7 of the companies (Accounts) Rules 2014 and other accounting principles generally accepted in India and our audit of the annual financial statements as at and for the year ended March 31, 2018; and the relevant requirement of Regulation 33 of the SEBI (Listing Obligation and Disclosure Requirements) Regulations, 2015.
2. These Standalone financial results have been prepared on the basis of Ind AS financial statements and reviewed quarterly financial results up to the end of the third quarter, which are the responsibility of Companies Management. Our responsibility is to express an opinion on these Standalone financial results based on our Audit of such annual Ind AS Financial statements, which has been prepared in accordance with the recognised and measurements principles laid down in Indian Accounting Standards, prescribed under section 133 of the Companies Act, 2013 and the relevant requirement of Regulation 33 of the SEBI (Listing Obligation and Disclosure Requirements) Regulations, 2015.






P. MURALI & CO.,


CHARTERED ACCOUNTANTS
6-3-655/2/3, SOMAJIGUDA,
HYDERABAD - 500 082. INDIA

Tel : (91-40) 2332 6666, 2331 2554
2339 3967, 2332 1470
Fax : (91-40) 2339 2474
E-mail : pmurali.co@gmail.com
info@pmurali.com
Website : www.pmurali.com


3. We conducted our audit in accordance with the auditing standards generally accepted in India. Those standards require that we plan and perform the audit to obtain reasonable assurance about whether the financial results are free of material misstatement. An audit includes examining, on a test basis, evidence supporting the amounts disclosed as financial results. An audit also includes assessing the accounting principles used and significant estimates made by management. We believe that our audit provides a reasonable basis for our opinion.
4. In our opinion and to the best of our information and according to the explanations given to us, these standalone quarterly financial results as well as the year to date standalone financial results:
- (i) are presented in accordance with the requirements of Regulation 33 of the SEBI (Listing Obligations and Disclosures Requirements) Regulations, 2015 in this regard; and
 - (ii) give a true and fair view of the total comprehensive income (Comprising of net profit & other Comprehensive income) and other financial information for the quarter ended March 31, 2018 as well as the year to date results for the period from April 1, 2017 to March 31, 2018.

For P. Murali & Co,
Chartered Accountants
FRN No: 007257S


A. Krishna Rao
Partner
M.No:020085



Place: Hyderabad
Date:25-05-2018



P. MURALI & CO.,
CHARTERED ACCOUNTANTS
6-3-655/2/3, SOMAJIGUDA,
HYDERABAD - 500 082. INDIA

Tel. : (91-40) 2332 6666, 2331 2554
2339 3967, 2332 1470
Fax : (91-40) 2339 2474
E-mail : pmurali.co@gmail.com
info@pmurali.com
Website : www.pmurali.com

To
Board of Directors of
Trimurthi Limited

1. We have audited the accompanying consolidated financial results ('the statement') of Trimurthi Limited ('the Company'), its subsidiaries (the Company, its subsidiaries together referred to as, 'the Group') for the year ended March 31, 2018, being submitted by the company pursuant to the requirement of Regulation 33 of the SEBI (Listing Obligations and Disclosure Requirements) Regulations, 2015, as modified by Circular No. CIR/CFD/FAC/62/2016 dated July 5, 2016.

2. This statement, which is responsibility of the company's management and approved by Board of Directors, has been compiled from the related Consolidated financial statements which has been prepared in accordance with Indian Accounting Standards prescribed under section 133 of the Companies Act 2013 read with relevant rules issued there under and other accounting principles generally accepted in India. Our responsibility is to express an opinion on these consolidated financial results based on our audit of such consolidated financial statements March 31, 2018.

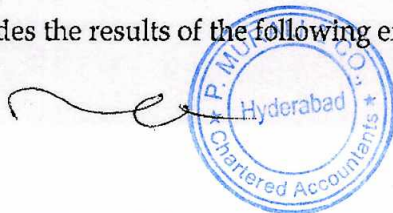
3. We conducted our audit in accordance with the auditing standards on Auditing issued by Institute of Chartered Accountant of India. Those standards require that we plan comply with ethical requirements plan and perform the audit to obtain reasonable assurance about whether the consolidated financial results are free of material misstatements.


An audit involves performing procedures to obtain the audit evidence about the amounts and disclosures in the statements. The procedures selected depends on the auditor's judgement, including the assessment of risk of material misstatement of the statements, whether due to fraud or error. In making those risk assessments the auditor consider internal control relevant to the company's preparation and fair presentation of the statement in order to design audit procedures that are appropriate in the circumstances. An audit also include evaluating the appropriateness of the accounting policies used and the reasonableness of the accounting estimates made by the management, as well as evaluating the overall presentation of the statements.

We believe that our audit evidence obtained by us and by other auditors in, is sufficient and appropriate to provide a reasonable basis for our opinion.

4. In our opinion and to the best of our information and according to the explanations given to us and based on the consideration of the reports of other auditors on separate financial statements and the other financial information of subsidiaries, these quarterly consolidated financial results as well as the year to date results:

i. includes the results of the following entities:





P. MURALI & CO.,
CHARTERED ACCOUNTANTS
6-3-655/2/3, SOMAJIGUDA,
HYDERABAD - 500 082. INDIA

Tel. : (91-40) 2332 6666, 2331 2554
2339 3967, 2332 1470
Fax : (91-40) 2339 2474
E-mail : pmurall.co@gmail.com
info@pmurall.com
Website : www.pmurall.com

a) Trimurthi Foods Limited


b) Trimurthi Pharmaceuticals India Private Limited

ii. are presented in accordance with the requirements of Regulation 33 of the SEBI (Listing Obligations and Disclosure Requirements) Regulations, 2015 read with SEBI Circular No. CIR/CFD/FAC/ 62/ 2016 dated July 5, 2016, in this regard; and

iii. give a true and fair view of the consolidated total comprehensive income (comprising of net loss and other comprehensive income) and other financial information for the quarter and year ended March 31, 2018.

5. We did not audit the financial statements and other financial information, in respect of two subsidiaries, whose Ind AS financial statements include total assets of Rs. 397.63 lakhs as at March 31, 2018, and total revenues of Rs. 802.83 lakhs for the year ended on that date. These Ind AS financial statements and other financial information have been audited by other auditors, which financial statements, other financial information and auditor's reports have been furnished to us by the management. Our opinion, in so far as it relates to the affairs of such subsidiaries is based solely on the report of other auditors. Our opinion is not qualified in respect of this matter.

For P. Murali & Co,
Chartered Accountants,
FRN No: 007257S

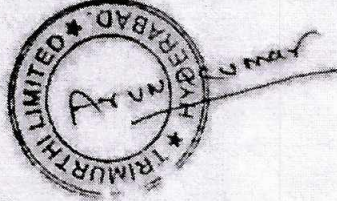





A. Krishna Rao
Partner
M.No:020085



Place: Hyderabad
Date:25-05-2018

Compliance under Regulation 33 of Securities and Exchange Board Of India (Listing Obligations and Disclosure Requirements) Requirements, 2015

**FORM A
Annual Audit Report**

1.	Name of the company	Trimurthi Limited
2.	Annual financial statements for year ended	31 st March, 2018 (Board Meeting held on Friday, 25/05/2018)
3.	Type of Audit observation	Un - Qualified
4.	Frequency of observation	Not Applicable
5.	To be signed by-	
	Managing Director	Arun Kumar Bhangadia, Managing Director (DIN: 00021024)  
	Chief Financial Officer (CFO)	VANI MANDA (PAN No. AMPPV9380F) 
	Statutory Auditor of the Company	MR. P.Murali & Co Chartered Accounts FRN No. 0072575  
	Chairman of Audit Committee	Mr. Sagar Rajendera Karwa (DIN: 07535666) 