

05.11.2018
CC/S&B/SA/1236

The Executive Director
BSE Ltd., Phirojee Jeejeebhoy
Towers 25th Floor
Dalal Street,
Mumbai-400001

The Managing Director
National Stock Exchange of India Ltd.
Exchange Plaza, 5th Floor, Plot No. C/1,
G-Block, Bandra-Kurla Complex,
Bandra (East), Mumbai – 400051

Dear Sir/Madam,

Sub: WORKING FINANCIAL RESULTS FOR THE QUARTER/HALF YEAR ENDED 30.09.2018

In terms of Regulation 33 of SEBI (Listing Obligations and Disclosure Requirements) Regulations 2015 (the "listing regulations"), we forward herewith copy of the working financial results of the Bank along with the Limited Review Report for the quarter/half year ended 30.09.2018 approved by the Central Board of the Bank at its meeting held at Mumbai on 05.11.2018.

Kindly take the same on your record.

Thanking you,

Yours faithfully,



Sanjay M Abhyankar
Vice President Compliance- Company Secretary



Encl: as above

STATE BANK OF INDIA
CORPORATE CENTRE, MUMBAI - 400 021
UNAUDITED FINANCIAL RESULTS FOR THE QUARTER/ HALF YEAR ENDED SEPTEMBER 30, 2018

S. No.	Particulars	Standalone						Consolidated					
		Quarter ended			Half year ended			Quarter ended			Half year ended		
		30.09.2018	30.06.2018	30.09.2017	30.09.2018	30.09.2017	Year ended	30.09.2018	30.06.2018	30.09.2017	30.09.2018	30.09.2017	Year ended
		(Unaudited)	(Unaudited)	(Unaudited)	(Unaudited)	(Unaudited)	(Audited)	(Unaudited)	(Unaudited)	(Unaudited)	(Unaudited)	(Unaudited)	(Audited)
1	Interest earned (a)+(b)+(c)+(d)	58,793.48	58,813.18	54,849.72	1,17,606.66	1,09,755.14	2,20,499.31	61,426.85	61,200.50	56,927.83	1,22,627.35	1,13,746.28	2,28,970.28
	(a) Interest/ discount on advances/ bills	38,326.50	38,865.48	35,801.23	77,191.98	71,942.92	1,41,363.17	39,475.93	39,916.90	36,707.51	79,392.83	73,657.49	1,44,958.59
	(b) Income on investments	19,080.46	18,587.51	17,314.71	37,667.97	33,912.42	70,337.61	20,541.11	19,893.97	18,446.41	40,435.08	36,110.15	75,036.62
	(c) Interest on balances with Reserve Bank of India and other inter-bank funds	229.26	244.59	773.20	473.85	1,718.99	2,250.00	261.11	280.99	811.52	542.10	1,794.84	2,410.75
	(d) Others	1,157.26	1,115.60	960.58	2,272.86	2,180.81	6,548.53	1,148.70	1,108.64	962.39	2,257.34	2,183.80	6,564.32
2	Other income	7,814.50	6,679.49	10,579.91	14,493.99	18,585.57	39,164.52	17,875.87	13,792.91	18,020.68	31,668.78	31,978.76	72,521.03
3	TOTAL INCOME (1)+(2)	66,607.98	65,492.67	65,429.63	1,32,100.65	1,28,340.71	2,59,663.83	79,302.72	74,993.41	74,948.51	1,54,296.13	1,45,725.04	3,01,491.31
4	Interest expended	37,887.79	37,014.82	36,263.82	74,902.61	73,563.23	1,45,645.60	38,268.74	37,272.27	36,476.23	75,541.01	73,971.64	1,46,602.98
5	Operating expenses (e)+(f)	16,375.89	16,504.72	14,602.84	32,880.61	28,340.45	59,943.45	27,279.63	24,286.65	22,758.70	51,566.28	42,622.65	96,154.37
	(e) Employee cost	9,696.37	9,708.42	7,703.24	19,404.79	15,427.72	33,178.68	10,346.80	10,346.20	8,226.22	20,693.00	16,443.40	35,410.62
	(f) Other operating expenses	6,679.52	6,796.30	6,899.60	13,475.82	12,912.73	26,764.77	16,932.83	13,940.45	14,532.48	30,873.28	26,179.25	60,743.75
6	TOTAL EXPENDITURE (excluding provisions and contingencies) (4)+(5)	54,263.68	53,519.54	50,866.66	1,07,783.22	1,01,903.68	2,05,589.05	65,548.37	61,558.92	59,234.93	1,27,107.29	1,16,594.29	2,42,757.35
7	OPERATING PROFIT (before provisions and contingencies) (3)-(6)	12,344.30	11,973.13	14,562.97	24,317.43	26,437.03	54,074.78	13,754.35	13,434.49	15,713.58	27,188.84	29,130.75	58,733.96
8	Provisions (other than tax) and contingencies (net of write backs)	12,092.17	19,228.26	19,137.43	31,320.43	28,066.91	75,039.19	12,270.49	19,499.21	19,332.24	31,769.70	28,383.47	76,015.08
	Provisions for non-performing assets included above	10,184.50	13,037.90	16,715.20	23,222.40	28,840.46	70,680.24	10,381.31	13,214.95	16,842.18	23,596.26	29,069.78	71,525.99
9	Exceptional items	1,560.55	-	5,436.17	1,560.55	5,436.17	5,436.17	466.48	-	5,036.21	466.48	5,036.21	5,036.21
10	PROFIT/ (LOSS) FROM ORDINARY ACTIVITIES BEFORE TAX (7)-(8)+(9)	1,812.68	-7,255.13	861.71	-5,442.45	3,806.29	-15,528.24	1,950.34	-6,064.72	1,417.55	-4,114.38	5,783.49	-12,244.91
11	Tax expense/ (credit)	867.81	-2,379.28	-719.84	-1,511.47	219.21	-8,980.79	1,198.76	-2,008.49	-534.75	-809.73	725.84	-8,057.50
12	NET PROFIT/ (LOSS) FROM ORDINARY ACTIVITIES AFTER TAX (10)-(11)	944.87	-4,875.85	1,581.55	-3,930.98	3,587.08	-6,547.45	751.58	-4,056.23	1,952.30	-3,304.65	5,057.65	-4,187.41
13	Extraordinary items (net of tax expense)	-	-	-	-	-	-	-	-	-	-	-	-
14	NET PROFIT/ (LOSS) FOR THE PERIOD (12)-(13)	944.87	-4,875.85	1,581.55	-3,930.98	3,587.08	-6,547.45	751.58	-4,056.23	1,952.30	-3,304.65	5,057.65	-4,187.41
15	Share in profit of associates							63.55	82.67	105.78	146.22	192.48	438.16
16	Share of minority							238.67	256.88	217.65	495.55	377.82	807.04
17	NET PROFIT/ (LOSS) AFTER MINORITY INTEREST (14)+(15)-(16)	944.87	-4,875.85	1,581.55	-3,930.98	3,587.08	-6,547.45	576.46	-4,230.44	1,840.43	-3,653.98	4,872.31	-4,556.29
18	Paid-up equity share capital (face value of ₹1/- each)	892.46	892.46	863.21	892.46	863.21	892.46	892.46	892.46	863.21	892.46	863.21	892.46
19	Reserves excluding revaluation reserves						193,388.12						204,581.50
20	Analytical ratios												
	(i) Percentage of shares held by Government of India	57.70%	57.66%	57.07%	57.70%	57.07%	58.03%	57.70%	57.66%	57.07%	57.70%	57.07%	58.03%
	(ii) Capital adequacy ratio (Basel III)	12.61%	12.83%	13.56%	12.61%	13.56%	12.60%						
	(a) CET 1 ratio	9.65%	9.80%	10.24%	9.65%	10.24%	9.68%						
	(b) Additional tier 1 ratio	0.71%	0.73%	0.72%	0.71%	0.72%	0.68%						
	(iii) Earnings per share (EPS) (₹)												
	(a) Basic and diluted EPS before Extraordinary items (net of tax expense) (Quarter/ half year numbers not annualised)	1.06	-5.46	1.83	-4.40	4.26	-7.67	0.65	-4.74	2.11	-4.10	5.77	-5.34
	(b) Basic and diluted EPS after Extraordinary items (net of tax expense) (Quarter numbers/ half year numbers not annualised)	1.06	-5.46	1.83	-4.40	4.26	-7.67	0.65	-4.74	2.11	-4.10	5.77	-5.34
	(iv) NPA ratios												
	(a) Amount of gross non-performing assets	2,05,864.12	2,12,839.92	1,86,114.60	2,05,864.12	1,86,114.60	2,23,427.46						
	(b) Amount of net non-performing assets	94,809.98	99,236.26	97,896.29	94,809.98	97,896.29	1,10,854.70						
	(c) % of gross NPAs	9.95%	10.69%	9.83%	9.95%	9.83%	10.91%						
	(d) % of net NPAs	4.84%	5.29%	5.43%	4.84%	5.43%	5.73%						
	(v) Return on assets (Net Assets basis-Annualised)	0.11%	-0.57%	0.20%	-0.23%	0.22%	-0.19%						



STATE BANK OF INDIA
CORPORATE CENTRE, MUMBAI - 400 021
UNAUDITED SEGMENTWISE REVENUE, RESULTS, ASSETS & LIABILITIES

(Rs. in crore)

S. No.	Particulars	Standalone						Consolidated						
		Quarter ended			Half year ended			Quarter ended			Half year ended			Year ended
		30.09.2018	30.06.2018	30.09.2017	30.09.2018	30.09.2017	31.03.2018	30.09.2018	30.06.2018	30.09.2017	30.09.2018	30.09.2017	31.03.2018	
		(Unaudited)	(Unaudited)	(Unaudited)	(Unaudited)	(Unaudited)	(Audited)	(Unaudited)	(Unaudited)	(Unaudited)	(Unaudited)	(Unaudited)	(Audited)	
1	Segment Revenue													
	a Treasury operations (before exceptional items)	20,588.63	17,869.25	22,000.16	38,457.88	41,974.08	82,020.76	20,631.22	17,962.61	21,971.95	38,593.83	42,430.38	82,163.87	
	b Corporate/ Wholesale Banking operations	17,021.57	19,341.76	17,010.25	36,363.33	31,583.69	63,280.84	17,305.53	19,714.57	17,301.84	37,020.10	32,139.99	64,365.45	
	c Retail Banking operations (before exceptional items)	28,989.08	28,234.56	26,418.62	57,223.64	54,458.79	1,11,809.55	29,131.81	28,286.59	26,424.59	57,418.40	54,492.06	1,11,963.61	
	d Insurance Business							10,201.93	7,305.74	7,728.98	17,507.67	13,549.22	34,088.22	
	e Other Banking operations							2,768.07	2,496.28	2,011.18	5,264.35	3,705.56	8,637.67	
	f Add/ (Less): Unallocated	8.70	47.10	0.60	55.80	324.15	2,552.68	68.64	58.83	9.32	127.47	337.20	2,571.02	
	Total Segment Revenue	66,607.98	65,492.67	65,429.63	1,32,100.65	1,28,340.71	2,59,663.83	80,107.20	75,824.62	75,447.86	1,55,931.82	1,46,654.41	3,03,789.84	
	Less: Inter Segment Revenue							804.48	831.21	499.35	1,635.69	929.37	2,298.53	
	Net Segment Revenue	66,607.98	65,492.67	65,429.63	1,32,100.65	1,28,340.71	2,59,663.83	79,302.72	74,993.41	74,948.51	1,54,296.13	1,45,725.04	3,01,491.31	
2	Segment Results													
	a (i) Treasury operations (before exceptional items)	36.83	-6,257.76	3,772.01	-6,220.93	6,654.23	48.05	46.91	-6,243.85	3,680.91	-6,196.94	7,024.35	-16.83	
	a (ii) Add: Exceptional Items	473.12	-	5,436.17	473.12	5,436.17	5,436.17	466.48	-	5,036.21	466.48	5,036.21	5,036.21	
	a (iii) Treasury operations (after exceptional items)	509.95	-6,257.76	9,208.18	-5,747.81	12,090.40	5,484.22	513.39	-6,243.85	8,717.12	-5,730.46	12,060.56	5,019.38	
	b Corporate/ Wholesale Banking operations	-3,727.55	-1,877.37	-12,947.94	-5,604.92	-14,226.53	-38,498.98	-3,634.81	-1,791.00	-12,874.38	-5,425.81	-14,084.48	-38,316.71	
	c Retail Banking operations	4,898.18	1,831.78	5,750.87	6,729.96	8,036.98	19,412.16	4,958.20	1,815.97	5,744.91	6,774.17	8,037.28	19,464.25	
	d Insurance Business							434.56	628.25	502.76	1,062.81	997.05	1,832.28	
	e Other Banking operations							633.51	478.37	476.31	1,111.88	867.12	1,680.23	
	f (i) Add/ (Less): Unallocated	-955.33	-951.78	-1,149.40	-1,907.11	-2,094.56	-1,925.64	-954.51	-952.46	-1,149.17	-1,906.97	-2,094.04	-1,924.34	
	f (ii) Add: Exceptional Items	1,087.43	-	-	1,087.43	-	-	-	-	-	-	-	-	
	f (iii) Unallocated (after exceptional items)	132.10	-951.78	-1,149.40	-819.68	-2,094.56	-1,925.64	-954.51	-952.46	-1,149.17	-1,906.97	-2,094.04	-1,924.34	
	Profit/ (Loss) from Ordinary Activities before Tax	1,812.68	-7,255.13	861.71	-5,442.45	3,806.29	-15,528.24	1,950.34	-6,064.72	1,417.55	-4,114.38	5,783.49	-12,244.91	
	Less: Tax expense / (credit)	867.81	-2,379.28	-719.84	-1,511.47	219.21	-8,980.79	1,198.76	-2,008.49	-534.75	-809.73	725.84	-8,057.50	
	Less: Extraordinary Profit/ (Loss)	-	-	-	-	-	-	-	-	-	-	-	-	
	Net Profit/ (Loss) before share in profit of associate and minority interest	944.87	-4,875.85	1,581.55	-3,930.98	3,587.08	-6,547.45	751.58	-4,056.23	1,952.30	-3,304.65	5,057.65	-4,187.41	
	Add: Share in profit of associates							63.55	82.67	105.78	146.22	192.48	438.16	
	Less: Share of minority							238.67	256.88	217.65	495.55	377.82	807.04	
	Net Profit/ (Loss) ¹	944.87	-4,875.85	1,581.55	-3,930.98	3,587.08	-6,547.45	576.46	-4,230.44	1,840.43	-3,653.98	4,872.31	-4,556.29	
3	Segment assets													
	a Treasury operations	11,28,189.14	10,92,947.12	10,52,755.99	11,28,189.14	10,52,755.99	10,89,553.51	11,22,478.98	10,91,436.34	10,47,161.96	11,22,478.98	10,47,161.96	10,85,909.92	
	b Corporate/ Wholesale Banking operations	9,90,222.01	9,25,846.73	9,25,034.17	9,90,222.01	9,25,034.17	10,11,026.98	10,14,490.12	9,48,105.47	9,44,031.89	10,14,490.12	9,44,031.89	10,24,506.47	
	c Retail Banking operations	13,23,978.95	12,87,053.60	12,23,343.58	13,23,978.95	12,23,343.58	13,22,851.33	13,23,826.31	12,87,675.37	12,24,288.52	13,23,826.31	12,24,288.52	13,19,933.76	
	d Insurance Business							1,36,085.38	1,30,666.24	1,14,361.88	1,36,085.38	1,14,361.88	1,27,099.09	
	e Other Banking operations							29,996.07	28,062.91	19,792.35	29,996.07	19,792.35	27,548.89	
	f Unallocated	43,182.19	39,051.03	34,378.75	43,182.19	34,378.75	31,320.18	43,304.03	39,268.02	34,378.75	43,304.03	34,378.75	31,434.87	
	Total	34,85,572.29	33,44,898.48	32,35,512.49	34,85,572.29	32,35,512.49	34,54,752.00	36,70,180.89	35,25,214.35	33,84,015.35	36,70,180.89	33,84,015.35	36,16,433.00	
4	Segment liabilities													
	a Treasury operations	8,03,835.21	7,19,498.46	8,03,239.08	8,03,835.21	8,03,239.08	8,19,731.87	7,91,772.41	7,10,399.99	7,99,304.83	7,91,772.41	7,99,304.83	8,10,044.02	
	b Corporate/ Wholesale Banking Operations	10,53,969.38	9,92,258.94	9,64,199.61	10,53,969.38	9,64,199.61	10,48,664.62	10,71,388.46	10,08,384.08	9,80,266.41	10,71,388.46	9,80,266.41	10,63,520.41	
	c Retail Banking operations	13,51,552.36	13,62,476.87	11,73,418.68	13,51,552.36	11,73,418.68	13,11,134.57	13,63,617.65	13,74,873.23	11,73,786.64	13,63,617.65	11,73,786.64	13,11,488.36	
	d Insurance Business							1,27,298.54	1,22,241.06	1,06,775.76	1,27,298.54	1,06,775.76	1,19,097.01	
	e Other Banking operations							22,443.43	21,408.96	13,840.43	22,443.43	13,840.43	21,136.24	
	f Unallocated	58,213.64	55,575.21	63,363.65	58,213.64	63,363.65	56,092.38	64,098.02	61,101.25	68,071.56	64,098.02	68,071.56	60,825.01	
	g Capital and Reserves & surplus	2,18,001.70	2,15,089.00	2,31,291.47	2,18,001.70	2,31,291.47	2,19,128.56	2,29,562.38	2,26,805.78	2,41,969.72	2,29,562.38	2,41,969.72	2,30,321.95	
	Total	34,85,572.29	33,44,898.48	32,35,512.49	34,85,572.29	32,35,512.49	34,54,752.00	36,70,180.89	35,25,214.35	33,84,015.35	36,70,180.89	33,84,015.35	36,16,433.00	

¹ Segment Net Results are arrived after taking the effects of Transfer Pricing.

STATE BANK OF INDIA
CORPORATE CENTRE, MUMBAI - 400 021
SUMMARISED STATEMENT OF ASSETS & LIABILITIES


(Rs. in crore)

S. No.	Particulars	Standalone				Consolidated			
		30.09.2018	30.06.2018	30.09.2017	31.03.2018	30.09.2018	30.06.2018	30.09.2017	31.03.2018
		(Unaudited)	(Unaudited)	(Unaudited)	(Audited)	(Unaudited)	(Unaudited)	(Unaudited)	(Audited)
1	Capital and Liabilities								
	a Capital	892.46	892.46	863.21	892.46	892.46	892.46	863.21	892.46
	b Reserves & surplus	2,17,109.24	2,14,196.54	2,30,428.26	2,18,236.10	2,28,669.92	2,25,913.32	2,41,106.51	2,29,429.49
	c Minority interest					5,270.03	4,841.86	4,526.03	4,615.24
	d Deposits	28,07,420.11	27,47,813.22	26,23,179.55	27,06,343.29	28,39,115.31	27,77,893.19	26,40,032.49	27,22,178.28
	e Borrowings	3,34,695.92	2,62,492.02	2,47,766.07	3,62,142.07	3,39,814.94	2,71,144.63	2,54,905.86	3,69,079.34
	f Other liabilities and provisions	1,25,454.56	1,19,504.24	1,33,275.40	1,67,138.08	2,56,418.23	2,44,528.89	2,42,581.25	2,90,238.19
	Total Capital and Liabilities	34,85,572.29	33,44,898.48	32,35,512.49	34,54,752.00	36,70,180.89	35,25,214.35	33,84,015.35	36,16,433.00
2	Assets								
	a Cash and balances with Reserve Bank of India	1,29,963.41	1,28,531.17	1,29,409.65	1,50,397.18	1,30,221.46	1,28,770.41	1,29,639.00	1,50,769.46
	b Balances with banks and money at call and short notice	43,163.39	41,627.53	48,502.35	41,501.46	45,265.29	44,494.35	50,715.61	44,519.65
	c Investments	10,82,611.86	10,63,474.27	10,22,909.07	10,60,986.72	12,18,855.44	11,94,317.13	11,28,438.95	11,83,794.24
	d Advances	19,57,339.61	18,75,773.45	18,02,608.94	19,34,880.19	19,94,970.64	19,12,595.76	18,34,761.44	19,60,118.54
	e Fixed assets	39,509.45	40,086.54	50,432.06	39,992.25	40,985.19	41,394.26	51,506.78	41,225.79
	f Other assets	2,32,984.57	1,95,405.52	1,81,650.42	2,26,994.20	2,39,882.87	2,03,642.44	1,88,953.57	2,36,005.32
	Total Assets	34,85,572.29	33,44,898.48	32,35,512.49	34,54,752.00	36,70,180.89	35,25,214.35	33,84,015.35	36,16,433.00

The above results have been approved by the Central Board of the Bank at the meeting held on November 5, 2018, and were subjected to "Limited Review" by the Bank's Statutory Central Auditors.



(Anshula Kant)
MD (Stressed Assets, Risk & Compliance)




(Arijit Basu)
MD (Commercial Clients Group & IT)



(Dinesh Kumar Khara)
MD (Global Banking & Subsidiaries)



(P K Gupta)
MD (Retail & Digital Banking)



(Rajnish Kumar)
CHAIRMAN


Place: Mumbai
Date: November 5, 2018

Notes:

- 1 The financial results have been drawn from financial statements prepared in accordance with Accounting Standards (AS-25) on 'Interim Financial Reporting'.
- 2 The above financial results have been reviewed by the Audit Committee of the Board at their meeting held on the same day and approved by the Board of Directors at their meeting held on November 5, 2018. The results have been subjected to a limited review by the Statutory Central Auditors.
- 3 The financial results for the quarter/ six months ended September 30, 2018 have been arrived at after considering necessary provisions for NPAs, Standard Assets, Standard Derivative Exposures, restructured assets and Investment Depreciation/provision on the basis of prudential norms and directions and approval issued by the RBI. Provisions for Contingencies, Employee Benefits including provision for wage revision, Direct Taxes (after adjustment for Deferred Tax) and for other items / assets are made on estimates.
- 4 The above results for the quarter/ six months ended September 30, 2018 have been prepared, following the same accounting Policies as followed in the annual financial statements for the year ended March 31, 2018.
- 5 RBI Circular DBOD.No.BP.BC.1/21.06.201/2015-16 dated July 01, 2015 on 'Basel III Capital Regulations' read together with RBI Circular No. DBR.No.BP. BC.80/21.06.201/2014-15 dated March 31, 2015 on 'Prudential Guidelines on Capital Adequacy and Liquidity Standards Amendments' requires Banks to make applicable Pillar 3 Disclosures including leverage ratio and liquidity coverage ratio under the Basel III framework. These disclosures as of September 30, 2018 are placed on the Bank's Website <http://www.sbi.co.in>.
- 6 RBI vide letter DBR BP. 9730/21.04.018/2017-18 dated April 27,2018 permitted to spread the additional liability on account of the enhancement in gratuity limits to INR 20 Lakhs over four quarters beginning with the quarter ended March 31, 2018. Accordingly, the Bank had availed the relaxation permitted and had provided an amount of INR 902.50 Crores for quarter ended March 31, 2018 and June 30, 2018 being one-fourth of the total additional liability of INR 3610 Crores. Out of the remaining unamortized liability of INR 1805 Crores, an amount of INR 902.50 Crores have been recognised in profit and loss account for the quarter ended September 30, 2018 and the unamortised liability as on September 30, 2018 is INR 902.50 Crores.

[Handwritten signatures and initials in blue ink, including a large signature on the right and several smaller ones on the left and center.]

- 7 Advances granted to various companies belonging to a group in the infrastructure sector, against certain identified cash flows and pertaining to specific assets and Investments in the group are classified as 'Standard' as at September 30, 2018 in accordance with the RBI Master Circular- Prudential norms on Income Recognition, Assets Classification and provisioning pertaining to Advances/Investments. The Bank's management is monitoring the developments to monitor if some of the assets will turn stressed and will take appropriate action in accordance with applicable RBI regulations, as more information on the potential resolution plan becomes available.
- 8 RBI vide Circular no. DBR.No.BP.BC.108/21.04.048/2017-18 dated June 6, 2018 permitted banks to continue the exposures to MSME borrowers to be classified as standard assets where the dues between September 1, 2017 and December 31, 2018 have not been paid not later than 180 days from their respective original due dates. Accordingly, the Bank has retained advances of INR 506.35 Crores as standard asset as on September 30, 2018. In accordance with the provisions of the circular, the Bank has not recognized interest on these accounts and is maintaining a standard asset provision of INR 25.32 Crore as on September 30, 2018 in respect of such borrowers.
- 9 As at September 30, 2018, the account classification of an account under NCLT - I has changed from D2 to D3 requiring 100% provision as against existing provision of 50%. The bank has maintained status quo in respect of provision held INR 5,264 Crores, in view of estimated full recovery of the book value of NPA, as per resolution plan filed in NCLT.
- 10 As per RBI Circular no. DBR.No.BP.15199/21.04.048/2016-17 and DBR.No.BP.1906/21.04.048/2017-18 dated June 23, 2017 and August 28, 2017 respectively, for the accounts covered under the provisions of Insolvency and Bankruptcy Code (IBC), the Bank is holding total provision of INR 36,656 Crores (68.68% of total outstanding) as on September 30, 2018.
- 11 The bank has made a provision of INR 1992 Crores for the half year ended September 30, 2018 (Total Rs.3651.41 Crores) towards arrears of wages due for revision w.e.f November 1, 2017.
- 12 Exceptional items includes:
- a) Net profit of INR 473.12 Crores on sale of partial investments in our subsidiary SBI General Insurance Company Limited.
 - b) Net profit of INR 1,087.43 Crores on transfer of the bank's merchant acquiring business (MAB) to a wholly owned subsidiary SBI Payment Services Private Limited (SBIPSPL) pursuant to a business transfer agreement dated September 29, 2018 for a consideration of INR 1,250 Crores. Subsequent to quarter end, SBIPSPL has entered into a joint venture agreement for sale of 26% stake to the JV partner. Necessary regulatory





approvals have been sought for. The bank does not foresee any uncertainties for obtaining approvals and realisation of consideration.


- 13 Provision Coverage Ratio as on September 30, 2018 was 70.74 %
- 14 Number of Investors' complaints pending at the beginning of the quarter was NIL. The Bank has received 50 Investors' complaints during the quarter ended September 30, 2018. 49 Complaints have been disposed off during the quarter. There is 1 pending Investors' complaints at the end of the quarter / six months ended September 30, 2018.
- 15 Previous period/year figures have been regrouped / reclassified, wherever necessary, to conform to current period classifications.



Anshula Kant
Managing Director
(SARC)


Arijit Basu
Managing Director
(CCG & IT)


Dinesh Kumar Khara
Managing Director
(GB & S)



P.K. Gupta
Managing Director
(R & D B)

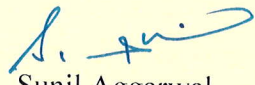

Rajnish Kumar
Chairman


For Varma & Varma
Chartered Accountants

P.R. Prasanna Varma
Partner : M.No.025854
Firm Regn. No. 004532 S


For Manubhai & Shah LLP
Chartered Accountants

Hitesh M. Pomal
Partner: M.No.106137
FirmRegn.No.106041 W/W100136


For M Bhaskara Rao & Co.
Chartered Accountants

M V Ramana Murthy
Partner : M.No.206439
Firm Regn. No.000459 S

For GSA & Associates
Chartered Accountants

Sunil Aggarwal
Partner : M No.083899
Firm Regn. No. 000257 N

For Chatterjee & Co.
Chartered Accountants

Bedanta Bhattacharya
Partner : M No.060855
Firm Regn. No.302114 E


For Bansal & Co LLP
Chartered Accountants

DR D.S. Rawat
Partner : M.No.083030
FirmRegn.No.001113N/N500079

For Amit Ray & Co.
Chartered Accountants



Basudeb Banerjee
Partner : M No.070468
Firm Regn. No. 000483 C

For S L Chhajed & Co.
Chartered Accountants




Abhay Chhajed
Partner : M No.079662
Firm Regn. No.000709 C

For Mittal Gupta & Co.
Chartered Accountants



Akshay Kumar Gupta
Partner: M.No. 070744
Firm Regn. No. 001874 C

For Rao & Kumar.
Chartered Accountants



Anirban Pal
Partner : M.No.214919
Firm Regn. No. 003089 S

For Brahmayya & Co
Chartered Accountants



K. Jitendra Kumar
Partner : M No.201825
Firm Regn. No.000511 S

For Ray & Ray
Chartered Accountants



Abhijit Neogi
Partner : M No. 61380
Firm Regn. No. 301072 E

For Chaturvedi & Shah
Chartered Accountants



Vitesh D. Gandhi
Partner : M No. 110248
Firm Regn. No. 101720 W

For S K Mittal & Co
Chartered Accountants



M. K. Juneja
Partner : M No. 013317
Firm Regn. No. 001135 N

Place : Mumbai

Date : November 5, 2018

To
The Board of Directors
State Bank of India,
State Bank Bhavan,
Madame Cama Road,
Mumbai- 400021

LIMITED REVIEW REPORT ON UNAUDITED FINANCIAL RESULTS OF STATE BANK OF INDIA FOR THE QUARTER & SIX MONTHS ENDED SEPTEMBER 30, 2018

Introduction


1. We have reviewed the accompanying statement of unaudited standalone financial results ('the Statement') of State Bank of India ('the Bank') for the quarter & six months ended September 30, 2018, attached herewith, being submitted by the Bank pursuant to the requirement of Regulation 33 of the SEBI (Listing Obligations and Disclosure Requirements) Regulations, 2015 except for the disclosure relating to 'Consolidated Pillar 3 Disclosure as at September 30, 2018 including leverage ratio and liquidity coverage ratio under Basel III Capital Regulations' as have been disclosed on the Bank's website and in respect of which a link has been provided in the aforesaid financial results (Note no: 5), which has not been reviewed by us. This statement is the responsibility of the Bank's Management and has been approved by the Board of Directors. Our responsibility is to issue a report on these financial results based on our review.

Scope of Review

2. We conducted our review in accordance with the Standard on Review Engagement (SRE) 2410, "Review of Interim Financial Information performed by the Independent Auditor of the Entity", issued by the Institute of Chartered Accountants of India. This standard requires that we plan and perform the review to obtain moderate assurance as to whether the financial statements are free of material misstatement. A review is limited primarily to inquiries of the Bank's personnel and analytical procedures applied to financial data and thus provides less assurance than an audit. We have not performed an audit and accordingly, we do not express an audit opinion.
3. The financial results incorporate the relevant returns of 42 branches reviewed by us, 42 foreign branches out of which 18 reviewed by the Local Auditors of the foreign Branches and 24 certified by respective branch managers and unreviewed returns in respect of 22,192 branches. The financial results also incorporate the relevant returns of Central Accounts Offices and Global Market Units. In the conduct of our review we have relied on the review reports in respect of non-performing assets certified by the Branch Managers of the bank of 1653 branches and 59 Internal Concurrent Auditors. These review reports cover 61.38% of the advances portfolio of the bank and 88.71% of the non-performing assets of the bank. Apart from these review reports, we have also relied upon various returns received from the unreviewed branches of the bank.

Conclusion

4. Based on our review conducted as above and subject to the matters mentioned in Para 3 above, nothing has come to our attention that causes us to believe that the accompanying statement of unaudited financial results including notes thereon prepared in accordance with applicable accounting standards and other recognized accounting practices and policies has not disclosed the information required to be disclosed in terms of Regulation 33 of the SEBI (Listing Obligations and Disclosure Requirements) Regulations, 2015 including the manner in which it is to be disclosed, or that it contains any material misstatement or that it has not been prepared in accordance with the relevant prudential norms issued by the Reserve Bank of India in respect of income recognition, asset classification, provisioning and other related matters.

 Page 1 of 3


5. **Emphasis of Matter**

We draw attention to:


- a) Note no 6, regarding unamortized balance of INR 902.50 Crores on account of additional liability towards Gratuity; and
- b) Note no 9, regarding the maintenance of status quo in respect of provision on a borrower's accounts, for reasons stated therein.
- c) Note no 12(b), regarding transfer of merchant acquiring business (MAB) to a wholly owned subsidiary. The realizability of the consideration would depend on infusion of funds by the joint venture partner into the subsidiary after necessary regulatory approvals.

Our conclusion is not modified in respect of the above stated matters.


For Varma & Varma
Chartered Accountants


P R Prasanna Varma
Partner : M.No.025854
Firm Regn. No. 004532 S

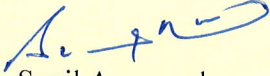
For Manubhai & Shah LLP
Chartered Accountants


Hitesh M. Pomal
Partner: M.No.106137
FirmRegn.No.106041W/W100136

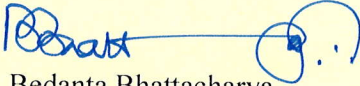
For M Bhaskara Rao & Co.
Chartered Accountants


M V Ramana Murthy
Partner : M.No.206439
Firm Regn. No.000459 S



For GSA & Associates
Chartered Accountants


Sunil Aggarwal
Partner : M No.083899
Firm Regn. No. 000257 N

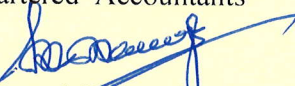
For Chatterjee & Co.
Chartered Accountants


Bedanta Bhattacharya
Partner : M No.060855
Firm Regn. No.302114 E


For Bansal & Co LLP
Chartered Accountants


DR D.S. Rawat
Partner : M.No.083030
FirmRegn.No.001113N/N500079


For Amit Ray & Co.
Chartered Accountants


Basudeb Banerjee
Partner : M No.070468
Firm Regn. No. 000483 C


For S L Chhajed & Co.
Chartered Accountants


Abhay Chhajed
Partner : M No.079662
Firm Regn. No.000709 C


For Mittal Gupta & Co.
Chartered Accountants


Akshay Kumar Gupta
Partner: M.No. 070744
Firm Regn. No. 001874 C

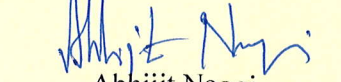
For Rao & Kumar.
Chartered Accountants


Anirban Pal
Partner : M.No.214919
Firm Regn. No. 003089 S


For Brahmayya & Co
Chartered Accountants


K. Jitendra Kumar
Partner : M No.201825
Firm Regn. No.000511 S


For Ray & Ray
Chartered Accountants


Abhijit Neogi
Partner : M No. 61380
Firm Regn. No. 301072 E

For Chaturvedi & Shah
Chartered Accountants


Vitesh D. Gandhi
Partner : M No. 110248
Firm Regn. No. 101720 W

For S K Mittal & Co
Chartered Accountants


M. K. Juneja
Partner : M No. 013317
Firm Regn. No. 001135 N

Place : Mumbai

Date : November 05, 2018

LIMITED REVIEW REPORT

The Board of Directors,
State Bank of India,
State Bank Bhavan
Madam Cama Road,
Mumbai – 400021

LIMITED REVIEW REPORT ON THE UNAUDITED CONSOLIDATED FINANCIAL RESULTS OF STATE BANK OF INDIA FOR THE QUARTER AND HALF YEAR ENDED SEPTEMBER 30, 2018.

1. We have reviewed the accompanying statement of unaudited consolidated financial results of State Bank of India (the 'Bank') for the quarter and half year ended September 30, 2018 which includes:
 - a) Results of the Bank which have been reviewed by all the Central Statutory Auditors including us;
 - b) Results of 11 Subsidiaries and 1 Joint Venture reviewed by other Auditors;
 - c) Result of 1 Subsidiary audited by another Auditor; and
 - d) Un-reviewed results of 17 Subsidiaries, 7 Joint Ventures and 20 Associates (including 18 Regional Rural Banks).

The above entities together with the Bank are referred to as the 'Group'. This statement is the responsibility of the Bank's management and have been approved by the Board of Directors. Our responsibility is to issue a report on these financial statements based on our review.

Scope of Review:

2. We conducted our review in accordance with the Standard on Review Engagement (SRE) 2410, "Review of Interim Financial Information Performed by the Independent Auditor of the Entity", issued by the Institute of Chartered Accountants of India. This Standard requires that we plan and perform the review to obtain moderate assurance as to whether the financial statements are free of material misstatement. A review is limited primarily to inquiries of bank personnel and analytical procedures applied to financial data and thus provide less assurance than an audit. We have not performed an audit and accordingly, we do not express an audit opinion.
3. In respect of the unaudited consolidated financial results we did not review:
 - a) the statement of reviewed financial results of 11 Subsidiaries and 1 Joint Venture of the Group, as well as statement of audited financial results of 1 subsidiary whose financial results reflect the Group's share of total assets of INR 1,61,173 crores as at September 30, 2018 and the Group's share of total revenues of INR 22,481 crores for the half year ended September 30, 2018 as considered in the consolidated financial results. These financial results have been reviewed/audited by other auditors whose reports on the standalone financials results and on the information and adjustments required for consolidation have been furnished to us, and in our opinion, in so far as it relates to the amounts/information included in respect of such subsidiaries in the consolidated financial results, is based solely on such reports of the other auditors;

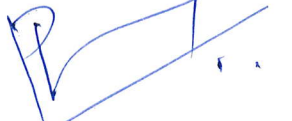


Chartered Accountants

- b) the financial results of 17 Subsidiaries and 7 Joint ventures whose financial results reflect the Group's share of total assets of INR 50,743 crores as at September 30, 2018 and the Group's share of total revenues of INR 1,407 crores for the half year ended September 30, 2018 are not reviewed by their auditors and have been included in the consolidated financial results on the basis of management certified information;
- c) The financial results of 20 Associates (including 18 Regional Rural Banks, whose financial results reflect the Group's share in profit from associates of INR 146 crores for the half year ended September 30, 2018 are not reviewed by their auditors and have been included in the consolidated financial results on the basis of management certified information.
4. We have relied on the intra group balances and transactions pertaining to the various circles/ units of the bank as certified by the respective joint auditors of the Bank for the purpose of elimination of intragroup balances and transactions.
5. Based on our review conducted as above and subject to limitations in scope as mentioned in paras 3 and 4 above, nothing has come to our attention that causes us to believe that the accompanying statement of unaudited consolidated financial results prepared in accordance with applicable accounting standards and other recognized accounting practices and policies has not disclosed the information required to be disclosed in terms of Regulation 33 of the SEBI (Listing Obligations and Disclosure Requirements) Regulations, 2015 including the manner in which it is to be disclosed, or that it contains any material misstatement or that it has not been prepared in accordance with the relevant prudential norms issued by the Reserve Bank of India in respect of income recognition, asset classification, provisioning and other related matters.
6. **Emphasis of Matter**
- We draw attention to:
- a) Note no 6, regarding unamortized balance of INR 902.50 Crores on account of additional liability towards Gratuity.
- b) Note no 9, regarding the maintenance of status quo in respect of provision on a borrower's accounts, for reasons stated therein.

Our conclusion is not modified in respect of the above stated matters.

For **VARMA & VARMA**
Chartered Accountants
FRN 004532S


P R Prasanna Varma
Partner
M. No.025854

Place: Mumbai
Date: November 05, 2018

