



Yash Management & Satellite Ltd.

December 13, 2023

To,
The Manager,
Listing Department,
BSE Limited
Phiroze Jeejeebhoy Towers,
Dalal Street, Mumbai- 400001

Script Code: 511601

Ref: Yash Management & Satellite Limited

Sub: Corrigendum to the Unaudited Financial Results of the Company for the Quarter and Half year ended 30th September, 2023 submitted to Exchange on November 09, 2023

Dear Sir/ Madam,

We would like to draw your kind attention towards our letter dated November 09, 2023 enclosing the Unaudited Standalone and Consolidated Financial Results of the Company for the quarter and half year ended 30th September, 2023 in compliance with Regulation 33 of SEBI (Listing Obligation and Disclosure Requirements) Regulation, 2015 as amended.

In the Statement of Standalone and Consolidated Unaudited Financial Results there were some typographical error in the '**Profit (Loss) for the Period**' and '**Total Comprehensive Income for the period**' respectively.

Revised Statement of Standalone and Consolidated Unaudited Financial Results is attached herewith.

We regret the inconvenience caused and request you to kindly take the above information on record and do the needful.

Thanking You,

Yours faithfully,

For Yash Management & Satellite Limited

Saumya Agrawal
Company Secretary and Compliance Officer




Yash Management & Satellite Ltd.

Statement of Standalone Unaudited Financial Results for the Quarter & Half Year ended 30th September, 2023

(Rs. In lacs)

Sr. No	Particulars	Quarter Ended			Half Year ended		Year Ended
		30th September 2023	30th June 2023	30th September 2022	30th September 2023	30th September 2022	31st March 2023
		(Unaudited)	(Unaudited)	(Unaudited)	(Unaudited)	(Unaudited)	(Audited)
I	Revenue from operation	445.21	202.54	168.51	647.75	330.99	1,603.56
II	Other income	23.62	25.17	21.82	48.79	137.15	181.06
III	Total Income(I + II)	468.83	227.71	190.33	696.54	468.14	1,784.62
IV	Expenses						
a	Cost of Material Consumed	-	-	-	-	-	-
b	Purchase of Stock- in- trade	597.35	52.86	115.99	650.21	413.29	1,987.65
c	Changes in inventories of Finished Goods Work-in-progress and Stock-in-Trade	(200.93)	103.21	37.61	(97.72)	(104.81)	(461.39)
d	Employees Benefit Expense	11.67	12.80	11.43	24.47	20.33	50.03
e	Finance Cost	0.31	0.25	0.29	0.57	1.22	5.08
f	Depreciation and amortisation expense	2.49	2.48	1.37	4.97	*2.74	10.25
h	Other Expenses	11.19	13.03	7.14	24.22	27.52	65.33
	Total Expenses	422.08	184.63	173.83	606.72	360.29	1,656.95
V	Profit/(loss) before exceptional and tax (III ± IV)	46.75	43.08	16.50	89.82	107.85	127.67
VI	Exceptional Items	-	-	-	-	-	-
VII	Net Profit before tax (V ± VI)	46.75	43.08	16.50	89.82	107.85	127.67
VIII	Tax Expenses						
a	Current tax	20.95	3.86	2.61	24.81	16.87	19.25
b	Deferred tax (Mat Credit Entitlement)	(15.21)	-	-	(15.21)	-	-
IX	Profit (Loss) for the period (VII ± VIII)	41.01	39.22	13.89	80.22	90.98	108.42
X	Other Comprehensive Income						
	Items that will not be reclassified to profit or loss						
	Change In fair value of FVOCI equity instruments	7.36	16.09	28.78	23.45	(2.51)	9.55
	Income Tax relating to items that will not be reclassified to profit or loss	-	-	0.35	-	0.51	0.68
	Other Comprehensive Income	7.36	16.09	28.43	23.45	(3.02)	8.88
XI	Total Comprehensive Income for the period (IX+X)	48.37	55.30	42.31	103.67	87.95	117.29
XII	Paid-up equity share capital (Face Value of Rs. 10 Each)	1,700.00	1,700.00	1,700.00	1,700.00	1,700.00	1,700.00
XIII	Reserve excluding Revaluation Reserve	-	-	-	-	-	823.60
XIV	Earnings per equity share (Based on total						
	1) Basic	0.28	0.33	0.25	0.61	0.52	0.69
	2) Diluted	0.28	0.33	0.25	0.61	0.52	0.69





Yash Management & Satellite Ltd.

Notes

1 STANDALONE STATEMENT OF ASSETS & LIABILITIES AS AT 30-09-2023

		(Rs. in Lakhs)	
	Particulars	30th September 2023	31st March 2023
A	ASSETS		
1	Non - Current Assets		
	(a) Property, Plant and Equipment	27.15	32.02
	(b) Capital work -in-process	-	-
	(c) Investment Property	64.20	64.20
	(d) Financial Assets	-	-
	(i) Investments	714.48	733.16
	(ii) Other Financial Assets	1,290.32	771.31
	(e) Defered tax Assets (Net)	7.04	22.24
	(e) Other Non Current assets	3.96	3.96
	Sub-total-Non Current Assets	2,107.14	1,626.89
2	Current Assets		
	(a) Inventories	559.11	461.39
	(b) Fianancial Assets	-	-
	(i) Trade Receivables	56.63	239.15
	(ii) Cash and cash equivalents	0.85	239.76
	(iii) Bank balance other than(ii) above	-	-
	(c) Current Tax Assets (Net)	15.57	14.44
	(d) Other Current Assets	16.18	17.46
	Sub-total-Current Assets	648.35	972.20
	TOTAL-ASSETS	2,755.49	2,599.09
B	EQUITY AND LIABILITIES		
1	Equity		
	(a) Equity Share Capital	1,700.00	1,700.00
	(b) Other Equity	912.06	823.60
	Sub-Total equity	2,612.06	2,523.60
2	Liabilites		
	Non Current Liabilities		
	(a) Financial Liabilities		
	(i) Borrowings	-	-
	Sub-total-Non Current Liabilities	-	-
	Current Liabilities		
	(a) Financial Liabilities		
	(i) Borrowings	136.30	60.06
	(ii) Trade payables		
	(a) Total outstanding dues of micro enterprises and small enterprises	-	-
	(b) Total outstanding dues of creditors other than micro enterprises and small enterprises	0.07	11.43
	(iii) Other financial liabilities	-	-
	(b) Other current liabilities	7.06	4.00
	(c) Provisions	-	-
	Sub-total-Current Liabilities	143.42	75.49
	TOTAL- EQUITY AND LIABILITIES	2,755.49	2,599.09






Yash Management & Satellite Ltd.

2 STATEMENT OF STANDALONE CASH FLOW FOR THE HALF YEAR ENDED 30TH SEPTEMBER 2023

(Rs. In lacs)

Particulars	30th September 2023	31st March 2023
A Cash flow from operating activities :		
Net Profit before tax	113.27	137.23
Adjustments to Reconcile profit before tax to net cash flows:		
Depreciation	4.97	10.25
Profit on sale of fixed assets	(2.93)	-
Net (Profit)/loss on financial asset designated at FVOCI	(42.36)	(9.46)
(Profit)/Loss on Sale of Investment	18.91	(0.09)
(Profit)/Loss on Sale of Property	-	(96.67)
Dividend	(3.77)	(13.20)
Finance Cost	0.57	5.08
Interest Income	(37.08)	(73.53)
Operating profit/(loss) before working capital changes	51.57	(40.40)
Movement in working capital :		
Decrease / (Increase) in Trade receivable	182.51	(209.02)
Decrease / (Increase) in Inventories	(97.72)	(461.39)
Decrease / (Increase) in Other Current Assets	(0.09)	(4.54)
Decrease / (Increase) in Other Financial Assets	(8.10)	(172.23)
Increase / (Decrease) in trade payables	(11.37)	11.32
Increase / (Decrease) in other liabilities	3.06	(2.66)
Cash generated from operations	119.87	(878.90)
Direct taxes paid (net of refunds)	(9.36)	0.43
Net cash flow from / used in operating activities (A)	110.51	(878.47)
B Cash flow from investing activities :		
Redemption / (Investment) in current investments	42.13	179.77
Purchases of Property & CWIP	-	-
Sale of Property & CWIP	3.42	220.77
Purchases of Property, Plant and Equipment	(0.60)	(1.67)
Sale of Property, Plant and Equipment	-	36.32
Investment in bank deposits (having maturity of more than three months)	(510.91)	567.08
Interest received	37.08	73.53
Dividend Received	3.77	13.20
Net cash used in investing activities (B)	(425.10)	1,089.01
C Cash flow from financing activities :		
Interest paid	(0.57)	(5.08)
Movement in Borrowings	76.24	(106.01)
Net cash from financing activities (C)	75.67	(111.09)
Net increase / (decrease) in Cash and cash equivalents (A+B+C)	(238.92)	99.45
Cash and cash equivalents at the beginning of the year	239.76	140.33
Cash and cash equivalents at the end of the year	0.85	239.76





Yash Management & Satellite Ltd.

3. The above Standalone financial results of the Company have been prepared in accordance with Indian Accounting Standards ('Ind AS') prescribed under Section 133 of the Companies Act, 2013 ("the Act"), read with Companies (Indian Accounting Standards) Rules 2015 as amended.
4. The above Standalone Financial Results have been reviewed by the Audit Committee and have been approved by the Board of Directors at their respective meetings held on 9th November, 2023 pursuant to Regulation 33 of SEBI (Listing Obligation and Disclosure Requirements), Regulations 2015 (as amended). The Statutory auditors have expressed an unmodified opinion therefore the company is not required to give Statement of Impact of Audit Qualification for Audit Report with modified opinion.
5. The Company's main business is trading activities. All other activities of the company revolve around the main business. As such there are no separate reportable segments, as per Ind AS-108.
6. Other Comprehensive income includes Gain / (Loss) on fair value of Equity Instruments.
7. Previous years/quarters figures have been regroup/ rearranged wherever necessary.
8. The aforesaid Audited financial results will be uploaded on the company's website www.yashmanagement.in and will also be available on the website of stock exchange i.e. www.bseindia.com for the benefit of shareholders and investors.

For Yash Management & Satellite Ltd.


Anurag Gupta
Managing Director
DIN: 00398458



Place: Mumbai
Date: 09.11.2023



B K G & Associates
Chartered Accountants

1/12, Ramesh Bhavan, 89, Tamba Kanta, Mumbai-400003 ; +919322236105,022-23446761

Independent Auditor's Review Report on the Quarterly and Half Yearly Unaudited Standalone Financial Results of the Company Pursuant to the Regulation 33 of the SEBI (Listing Obligations and Disclosure Requirements) Regulations, 2015, as amended.

**TO
THE BOARD OF DIRECTORS OF
YASH MANAGEMENT AND SATELLITE LIMITED**

1. We have reviewed the accompanying Statement of unaudited standalone financial results of Yash Management & Satellite Limited ("the Company") for the quarter and half year ended September 30, 2023 ("the Statement") attached herewith, being submitted by the Company pursuant to the requirements of Regulation 33 of the SEBI (Listing Obligations and Disclosure Requirements) Regulations, 2015 as amended ("Listing Regulations").
2. This Statement, which is the responsibility of the Company's management and approved by the Board of Directors, has been prepared in accordance with the recognition and measurement principles laid down in Indian Accounting Standard 34 "Interim Financial Reporting (Ind AS 34) prescribed under Section 133 of the Companies Act, 2013, and other accounting principles generally accepted in India and in compliance with Regulation 33 of the Listing Regulation. Our responsibility is to issue a report on the Statement based on our review.
3. We conducted our review of the Statement in accordance with the Standard on Review Engagements (SRE) 2410 "Review of Interim Financial Information Performed by the Independent Auditor of the Entity", issued by the Institute of Chartered Accountants of India. This standard requires that we plan and perform the review to obtain moderate assurance as to whether the statement is free of material misstatement. A review of interim financial information consists of making inquiries, primarily of persons responsible for financial and accounting matters, and applying analytical and other review procedures. A review is substantially less in scope than an audit conducted in accordance with Standards on Auditing and consequently does not enable us to obtain assurance that we would become aware of all significant matters that might be identified in an audit. Accordingly, we do not express an audit opinion.

We also performed procedures in accordance with the circular issued by the SEBI under Regulation 33 (8) of the SEBI (Listing Obligations and Disclosure Requirements) Regulations, 2015 as amended, to the extent applicable.

4. Based on our review conducted and procedures performed as stated in paragraph 3 above, nothing has come to our attention that causes us to believe that the accompanying Statement, prepared in accordance with the recognition and measurement principles laid down in the aforesaid Indian Accounting Standard and other accounting principles generally accepted in India, has not disclosed the information required to be disclosed in terms of Regulation 33 of the Listing Regulations, including the manner in which it is to be disclosed, or that it contains any material misstatement.

Mumbai,
09th November, 2023

For M/s BKG & Associates
Chartered Accountants
Firm's Registration No. 114852W

Brij Kishor Digitally signed by
Gupta Brij Kishor Gupta
Date: 2023.11.09
16:21:21 +05'30'

B.K. Gupta
Partner
Membership No. 040889

UDIN: **23040889BGXJXW1997**




Yash Management & Satellite Ltd.

Statement of Un-audited Consolidated Financial Results for the Quarter & Half Year Ended 30th September 2023

(Rs. In lacs)

Sr. No	Particulars	Quarter Ended			Half Year Ended		Year Ended
		30th September 2023	30th June 2023	30th September 2022	30th September 2023	30th September 2022	31st March 2023
		(Unaudited)	(Unaudited)	(Unaudited)	(Unaudited)	(Unaudited)	(Audited)
I	Revenue from operation	568.94	510.69	417.05	1,079.63	845.57	3,227.83
II	Other income	32.62	16.17	15.79	48.79	127.16	177.98
III	Total Income(I + II)	601.57	526.86	432.84	1,128.42	972.73	3,405.82
IV	Expenses						
	a Cost of Material Consumed	49.94	207.82	211.27	257.76	490.72	1,337.33
	b Purchase of Stock- in- trade	597.35	52.86	115.99	650.21	413.29	1,987.65
	c Changes in inventories of Finished Goods Work-in-progress and Stock-in-Trade	-91.30	179.88	22.34	88.58	(221.04)	(491.24)
	d Manufacturing Expenses	18.85	56.03	24.85	74.88	52.37	222.72
	e Employees Benefit Expense	14.52	24.50	46.04	39.02	94.06	107.77
	f Finance Cost	25.34	33.52	26.17	58.86	49.15	120.30
	g Depreciation and amortisation expense	26.80	26.52	25.22	53.32	51.01	106.54
	h Impairment Loss	297.46	-	-	297.46	-	-
	i Other Expenses	69.60	23.13	17.62	92.73	51.18	150.64
	Total Expenses	1,008.56	604.26	489.50	1,612.82	980.74	3,541.72
V	Profit/(loss) before exceptional and tax (III ± IV)	(406.99)	(77.41)	(56.66)	(484.40)	(8.01)	(135.91)
VI	Exceptional Items	-	-	-	-	-	-
VII	Net Profit before tax (V ± VI)	(406.99)	(77.41)	(56.66)	(484.40)	(8.01)	(135.91)
VIII	Tax Expenses						
	a Current tax	20.95	3.86	2.61	24.81	16.87	19.25
	b Deferred tax	(15.21)	-	-	(15.21)	-	(21.89)
IX	Profit (Loss) for the period (VII ± VIII)	(412.73)	(81.27)	(59.27)	(494.00)	(24.88)	(177.05)
X	Other Comprehensive Income						
	Items that will not be reclassified to profit or loss						
	Change In fair value of FVOCI equity instruments	7.36	16.09	28.78	23.45	(2.51)	9.55
	Income Tax relating to items that will not be reclassified to profit or loss	-	-	0.35	-	0.51	0.68
	Other Comprehensive Income	7.36	16.09	28.43	23.45	(3.02)	8.88
XI	Total Comprehensive Income for the period (IX+X)	(405.37)	(65.18)	(30.84)	(470.55)	(27.90)	(168.18)
	Profit / (loss) for the period attributable to						
	Owners of the company	(224.00)	(37.80)	(32.87)	(261.80)	20.31	(49.26)
	Non controlling interest	(180.48)	(43.47)	(26.40)	(223.95)	(45.19)	(127.78)
		(404.48)	(81.27)	(59.27)	(485.75)	(24.88)	(177.05)
	Other Comprehensive Income / (loss) for the period attributable to						
	Owners of the company	7.36	16.09	28.43	23.45	(3.02)	8.88
	Non controlling interest	-	-	-	-	-	-
		7.36	16.09	28.43	23.45	(3.02)	8.88
	Total Comprehensive Income / (loss) for the period attributable to						
	Owners of the company	(216.64)	(21.71)	(4.44)	(238.35)	17.29	(40.39)
	Non controlling interest	(180.48)	(43.47)	(26.40)	(223.95)	(45.19)	(127.78)
		(397.12)	(65.18)	(30.84)	(462.30)	(27.90)	(168.17)
XII	Paid-up equity share capital (Face Value of Rs. 10 Each)						
	Owners of the company	1,700.00	1,700.00	1,700.00	1,700.00	1,700.00	1,700.00
	Non controlling interest	327.99	218.70	327.99	327.99	327.99	262.17
		2,027.99	1,918.70	2,027.99	2,027.99	2,027.99	1,962.17
XIII	Reserve excluding Revaluation Reserve		-	-			623.68
XIV	Earnings per equity share (Based on total comprehensive Income)						
	Basic & Diluted (Rs.)	(1.22)	(0.13)	(0.03)	(1.40)	0.10	(0.24)





Yash Management & Satellite Ltd.

Consolidated Segmentwise revenue, Results and Capital Employed for Quarter & Half Year ended 30th September, 2023

S. No	Particulars	Quarter ended			Half Year ended		(Rs in Lakhs)
		Consolidated			Consolidated		Year Ended
		30-09-2023	30-06-2023	30-09-2022	30-09-2023	30-09-2022	31-03-2023
		Unaudited	Unaudited	Unaudited	Unaudited	Unaudited	Audited
1	Segment Revenue						
	(a) Trading Activities	468.83	227.71	190.33	696.54	468.14	1,784.62
	(b) Manufacturing Activities	132.73	308.15	248.54	440.88	514.58	1,645.81
	(c) Other	-	-	-	-	-	-
	Total	601.56	535.86	438.87	1,137.42	982.72	3,430.43
	Less: Inter Segment Revenue	-	9.00	6.03	9.00	9.99	24.61
	Net Sales/Income from operations	601.56	526.86	432.84	1,128.42	972.73	3,405.82
2	Segment Results						
	(Profit)(+)/Loss(-) before tax and interest from each segment						
	(a) Trading Activities	63.43	50.41	45.28	113.84	105.34	142.30
	(b) Manufacturing Activities	(428.71)	(78.21)	(73.16)	(506.92)	(115.86)	(123.76)
	(c) Other	-	-	-	-	-	-
	Total	(365.28)	(27.80)	(27.88)	(393.08)	(10.52)	18.54
	Less: Interest	34.35	33.52	-	67.87	-	144.91
	Total Profit Before Tax	(399.63)	(61.32)	(27.88)	(460.95)	(10.52)	(126.37)
3	Segment Assets						
	(a) Trading Activities	-	-	-	2,755.49	2,999.22	2,599.08
	(b) Manufacturing Activities	-	-	-	1,557.28	2,506.22	2,571.26
4	Segment Liabilities						
	(a) Trading Activities	-	-	-	143.43	487.59	75.49
	(b) Manufacturing Activities	-	-	-	1,459.01	1,664.86	1,898.98
3	Capital Employed (Segment Assets-Liabilities)						
	(a) Trading Activities	-	-	-	2,612.06	2,511.63	2,523.59
	(b) Manufacturing Activities	-	-	-	98.27	841.36	672.28
	(c) Other	-	-	-	-	-	-
	Total				2,710.33	3,352.99	3,195.87






Yash Management & Satellite Ltd.

Notes

1 CONSOLIDATED STATEMENT OF ASSETS & LIABILITIES AS AT 30-09-2023

		(Rs. in Lakhs)	
Particulars		30th September 2023	31st March 2023
A ASSETS			
1 Non - Current Assets			
(a) Property, Plant and Equipment		1,427.25	1,776.76
(b) Capital work -in-process		-	-
(c) Other Intangible Assets		0.14	0.27
(c) Investment Property		64.20	64.20
(d) Financial Assets		-	-
(i) Investments		104.46	123.15
(ii) Other Financial Assets		855.61	344.69
(e) Deferred tax Assets (Net)		7.04	22.24
(f) Other Non Current assets		3.96	3.96
Sub-total-Non Current Assets		2,462.65	2,335.28
2 Current Assets			
(a) Inventories		573.23	802.65
(b) Financial Assets			
(i) Trade Receivables		62.37	533.93
(ii) Cash and cash equivalents		5.31	240.88
(iii) Bank balance other than(ii) above		7.65	7.65
(c) Current Tax Assets (Net)		18.06	16.62
(d) Other Current Assets		138.76	196.36
Sub-total-Current Assets		805.39	1,798.08
TOTAL-ASSETS		3,268.04	4,133.36
B EQUITY AND LIABILITIES			
1 Equity			
(a) Equity Share Capital		1,700.00	1,700.00
(b) Other Equity		364.12	623.69
Equity attributable to owners of the holding company (a+b)		2,064.12	2,323.69
(c) Non Controlling interest		36.20	262.17
Sub-Total equity		2,100.32	2,585.86
2 Liabilities			
Non Current Liabilities			
(a) Financial Liabilities			
(i) Borrowings		20.00	703.46
(ii) Provisions		1.70	1.71
(iii) Deferred Tax Liability		38.83	38.83
Sub-total-Non Current Liabilities		60.54	744.01
Current Liabilities			
(a) Financial Liabilities			
(i) Borrowings		923.41	573.92
(ii) Trade payables			
(a) Total outstanding dues of micro enterprises and small enterprises		-	-
(b) Total outstanding dues of creditors other than micro enterprises and small enterprises		0.77	181.92
(iii) Other financial liabilities		175.20	41.42
(b) Other current liabilities		7.79	6.23
(c) Provisions		0.00	-
Sub-total-Current Liabilities		1,107.18	803.49
TOTAL- EQUITY AND LIABILITIES		3,268.04	4,133.36





Yash Management & Satellite Ltd.

2 Statement Of Consolidated Cash Flow For The half Year Ended 30th September 2023

(Rs. in Lakhs)

Particulars	As at September 30, 2023	As at March 31, 2023
A Cash flow from operating activities :		
Net Profit/(Loss) before tax	(460.95)	(124.88)
Adjustments to Reconcile profit before tax to net cash flows:	-	-
Depreciation	53.32	106.54
Loss on sale of fixed assets	(3.17)	-
Net (Profit)/loss on financial asset designated at FVOCI	(42.36)	(9.46)
Impairment of Loss	297.46	-
(Profit)/Loss on Sale of Investment	18.91	(0.09)
(Profit)/Loss on Sale of Property	-	(96.67)
Dividend	(3.77)	(13.20)
Finance Cost	58.86	144.92
Interest Income	(37.08)	(74.08)
Operating profit/(loss) before working capital changes	(118.77)	(66.91)
Movement in working capital :		
Decrease / (Increase) in Trade receivable	471.55	(353.85)
Decrease / (Increase) in Inventories	229.42	(530.00)
Decrease / (Increase) in Non-Current Assets	-	4.93
Decrease / (Increase) in Other Current Assets	56.60	(143.46)
Decrease / (Increase) in Other financial Assets	(0.00)	(153.22)
Increase / (Decrease) in trade payables	(181.15)	12.50
Increase / (Decrease) in other financial liabilities	133.78	(2.66)
Increase / (Decrease) in other bank balance	(0.00)	(0.53)
Increase / (Decrease) in other current liabilities	1.57	23.00
Increase / (Decrease) in Provisions	(0.00)	0.83
Cash generated from operations	592.98	(1,209.37)
Direct taxes paid (net of refunds)	(9.36)	2.61
Net cash flow from / used in operating activities (A)	583.62	(1,206.76)
B Cash flow from investing activities :		
Redemption / (Investment) in current investments	42.13	180.01
Sale of Property & CWIP	-	220.77
Purchases of Property, Plant and Equipment	(2.31)	(88.27)
Sale of Property, Plant and Equipment	3.87	40.75
Share of Minority	-	-
Investment in bank deposits (having maturity of more than three months)	(510.91)	567.08
Interest received	37.08	74.08
Dividend Received	3.77	13.20
Net cash used in investing activities (B)	(426.37)	1,007.62
C Cash flow from financing activities :		
Proceeds from Issue of Share Capital to Non-Controlling Interest	-	0.15
Interest paid	(58.86)	(144.92)
Movement in Borrowings	(333.97)	431.19
Net cash from financing activities (C)	(392.83)	286.42
Net increase / (decrease) in Cash and cash equivalents (A+B+C)	(235.58)	87.28
Cash and cash equivalents at the beginning of the year	240.88	153.61
Cash and cash equivalents as on 30th Sept 2023	5.31	240.88





Yash Management & Satellite Ltd.

3. The above Consolidated Audited financial results of the Company have been prepared in accordance with Indian Accounting Standards ('Ind AS') prescribed under Section 133 of the Companies Act, 2013 ("the Act"), read with Companies (Indian Accounting Standards) Rules 2015 as amended.
4. The above Consolidated Audited Financial Results have been reviewed by the Audit Committee and have been approved by the Board of Directors of parent company at their respective meetings held on 09th November, 2023 pursuant to Regulation 33 of SEBI (Listing Obligation and Disclosure Requirements), Regulations 2015 (as amended).
5. The above consolidated financial results include the results of Subsidiary Company i.e. Sudarshan Polyfab Private Limited.
6. The Company now has two reportable segments for the consolidated Financial Results which consists of Trading Activities and Manufacturing Activities in accordance with Ind AS-108 as the commercial production of subsidiary has been commenced.
7. Other Comprehensive income includes Gain / (Loss) on fair value of Equity Instruments.
8. Previous years/quarters figures have been regroup/ rearranged wherever necessary.
9. The aforesaid Audited financial results will be uploaded on the company's website www.yashmanagement.in and will also be available on the website of stock exchange i.e. www.bseindia.com for the benefit of shareholders and investors.

For Yash Management & Satellite Ltd.

Anurag Gupta
Managing Director
DIN: 00398458



Place: Mumbai
Date: 09.11.2023



B K G & Associates
Chartered Accountants

1/12, Ramesh Bhavan, 89, Tamba Kanta, Mumbai-400003 ; +919322236105,022-23446761

Independent Auditor's Review Report on the Quarterly and Half Yearly Unaudited Consolidated Financial Results of the Company Pursuant to the Regulation 33 of the SEBI (Listing Obligations and Disclosure Requirements) Regulations, 2015 as amended.

**TO
THE BOARD OF DIRECTORS OF
YASH MANAGEMENT AND SATELLITE LIMITED**

1. We have reviewed the accompanying statement of Consolidated unaudited financial results of M/s Yash Management & Satellite Limited (the 'Parent') and its subsidiary (the Parent and its subsidiary collectively referred to as the Group) for the quarter and half year ended 30th September, 2023 (the "Statement") attached herewith, being submitted by the Parent pursuant to the requirements of Regulation 33 of the SEBI (Listing Obligations and Disclosure Requirements) Regulations, 2015 as amended (the 'Listing Regulation').
2. This Statement, which is the responsibility of the Parent's management and approved by the Parent's Board of Directors, has been prepared in accordance with the recognition and measurement principles laid down in Indian Accounting Standard 34, "Interim Financial Reporting" (Ind AS 34), prescribed under Section 133 of the Companies Act, 2013, and other accounting principles generally accepted in India. Our responsibility is to express a conclusion on the Consolidated Financial Statement based on our review.
3. We conducted our review of the Statement in accordance with the Standard on Review Engagements (SRE) 2410 "Review of Interim Financial Information Performed by the Independent Auditor of the Entity", issued by the Institute of Chartered Accountants of India. A review of interim financial information consists of making inquiries, primarily of persons responsible for financial and accounting matters, and applying analytical and other review procedures. A review is substantially less in scope than an audit conducted in accordance with Standards on Auditing and consequently does not enable us to obtain assurance that we would become aware of all significant matters that might be identified in an audit. Accordingly, we do not express an audit opinion.

We also performed procedures in accordance with the circular issued by the SEBI under Regulation 33 (8) of the SEBI (Listing Obligations and Disclosure Requirements) Regulations, 2015 as amended, to the extent applicable.

4. This Statement includes the results of the following entities:
 - M/s Yash Management & Satellite Limited (Parent Company)
 - M/s Sudarshan Polyfab Private Limited (Subsidiary Company)
5. Based on our review conducted and procedures performed as stated in paragraph 3 above and based on the consideration of the review reports of the other auditors referred to in paragraph 6 below, nothing has come to our attention that causes us to believe that the accompanying Statement, prepared in accordance with the recognition and measurement principles laid down in the aforesaid Indian

Accounting Standard and other accounting principles generally accepted in India, has not disclosed the information required to be disclosed in terms of Regulation 33 of the SEBI (Listing Obligations and Disclosure Requirements) Regulations, 2015, as amended, including the manner in which it is to be disclosed, or that it contains any material misstatement.

6. We did not review the financial information of the subsidiary included in the statement of unaudited consolidated financial results, whose unaudited financial information reflect total revenue of Rs. 440.89 Lakhs and net loss (including other comprehensive income) of Rs.574.22 Lakhs and total assets of Rs. 1557.28 Lakhs for the half year ended 30th September 2023. This unaudited financial information has been reviewed by other auditor whose report has been furnished to us, and our conclusion on the unaudited consolidated financial results, to the extent they have been derived from such unaudited financial information is based solely on the report of such other auditor. Our conclusion is not modified in respect of such matter.

Mumbai,
09th November, 2023

For M/s BKG & Associates
Chartered Accountants
Firm's Registration No. 114852W
Brij Kishor
Gupta
B.K. Gupta
Partner
Membership No. 040889
UDIN: 23040889BGXJXX9930

Digitally signed by Brij
Kishor Gupta
Date: 2023.11.09 16:22:06
+05'30'