

GSL SECURITIES LIMITED

61, MITTAL TOWERS, 'B' WING, 210 NARIMAN POINT, MUMBAI 400021.
TEL : 022 - 66301060 EMAIL: gslsec@bom3.vsnl.net.in WEBSITE : www.gslsecurities.com
CIN NO. L65990MH1994PLC077417

31st July, 2018

To,
BSE Limited,
Phorozee Jeejeebhoy Towers,
25th Floor, Dalal Street,
Mumbai - 400 001.

Dear Sir,

Sub: Submission of unaudited quarterly result for the quarter ended on 30th June, 2018.

We are hereby pleased to submit you the Unaudited Quarterly results under regulation 33(3) of SEBI (Listing Obligation and disclosure requirements), Regulations, 2015, for the quarter ended on 30th June, 2018. Duly adopted by the Board of Directors in its meeting held on 31st July, 2018.

This is for your information and records.

Kindly acknowledge the receipt of the same.

Thanking You,

Yours faithfully,
For GSL Securities Limited,



Santkumar Bagrodia
Compliance Officer
Encl.: as above

GSL Securities Ltd

CIN No: L65990MH1994PLC077417

61B, Mittal Towers, 210, Nariman Point, Mumbai - 400 021

Tel No:022-66301060 Email:gslsec@bom3.gsl.net.in Website:www.gslsecurities.com

Unaudited Financial Results for the Quarter ended 30th June, 2018

(Rs. In Lacs)

A	Particulars	Quarter ended		Year ended	
		Unaudited 30.06.18	Audited 31.03.18	Unaudited 30.06.17	Audited 31.03.18
1	Income				
a	Revenue from operations	0.00	0.00	0.00	0.00
b	Other Operating Income	420.24	0.97	18.48	26.39
	Total Income	420.24	0.97	18.48	26.39
2	Expenses:				
a	Employee benefits expense	2.00	1.89	0.95	5.36
b	Depreciation and amortization expense	0.01	0.00	0.01	0.03
c	Other expenses	3.99	1.03	3.82	7.08
	Total expenses	6.00	2.92	4.78	12.47
3	Profit / (Loss) from Ordinary activities before exceptional items (1-2)	414.24	-1.95	13.70	13.92
4	Exceptional items	0.00	0.00	0.00	0.00
5	Profit / (Loss) from Ordinary activities before tax (3+/-4)	414.24	-1.95	13.70	13.92
6	Tax expenses	78.34	2.83	0.00	2.83
7	Net Profit / (Loss) from Ordinary activities after tax (5+/-6)	492.58	-4.78	13.70	11.09
8	Other comprehensive Income, net of income Tax	-514.76	-100.58	144.96	29.36
9	Total Comprehensive income for the period (7+8)	-22.18	-105.36	158.66	40.45
10	Paid-up Equity share capital (Face Value of Rs. 10/- each)	325.00	325.00	325.00	325.00
11	Reserves excluding Revaluation Reserves as per balance sheet	203.58	225.76	385.71	225.76
12 i)	Earnings per equity share (before extraordinary Items)				
	(a) Basic	-0.68	-3.24	4.88	1.24
	(b) Diluted	-0.68	-3.24	4.88	1.24
12 ii)	Earnings per equity share (after extraordinary Items)				
	(a) Basic	-0.68	-3.24	4.88	1.24
	(b) Diluted	-0.68	-3.24	4.88	1.24

Particulars		Quarter ended 30th June 2018	
B	INVESTOR COMPLAINTS		
	Pending at the beginning of the quarter		0
	Received during the quarter		0
	Disposed of during the quarter		0
	Remaining unresolved at the end of the quarter		0

GSL Securities Ltd

CIN No: L65990MH1994PLC077417

618, Mittal Towers, 210, Nariman Point, Mumbai - 400 021


Tel No:022-66301060 Email:gslsec@bom3.vsnl.net.in Website:www.gslsecurities.com

Unaudited Financial Results for the Quarter ended 30th June, 2018

(Rs. In Lacs)

Particulars	Quarter ended			Year ended
	Unaudited 30.06.18	Audited 31.03.18	Unaudited 30.06.17	Audited 31.03.18
(1) ASSETS				
Non-current assets				
(a) Property, Plant and Equipment	0.02	0.03	0.06	0.03
(b) Capital work-in-progress	0.00	0.00	0.00	0.00
(c) Investment Property	0.00	0.00	0.00	0.00
(d) Goodwill	0.00	0.00	0.00	0.00
(e) Other Intangible assets	0.00	0.00	0.00	0.00
(f) Intangible assets under development	0.00	0.00	0.00	0.00
(g) Biological Assets other than bearer plants	0.00	0.00	0.00	0.00
(h) Financial Assets	0.00	0.00	0.00	0.00
(i) Investments	73.36	554.26	655.09	554.26
(ii) Trade receivables	0.00	0.00	0.00	0.00
(iii) Loans	0.00	0.00	0.00	0.00
(iv) Others (to be specified)	0.00	0.00	0.00	0.00
(i) Deferred tax assets (net)	0.00	0.00	0.00	0.00
(j) Other non-current assets	0.00	0.00	0.00	0.00
(2) Current assets				
(a) Inventories	0.00	0.00	0.00	0.00
(b) Financial Assets				
(i) Investments	0.00	0.00	0.00	0.00
(ii) Trade receivables	0.00	0.00	21.75	0.00
(iii) Cash and cash equivalents	100.30	22.47	21.63	22.47
(iv) Bank balances other than (iii) above	0.00	0.00	0.00	0.00
(v) Loans	0.00	0.00	0.00	0.00
(vi) Others (to be specified)	0.00	0.00	0.00	0.00
(c) Current Tax Assets (Net)	0.00	0.00	0.28	0.00
(d) Other current assets	424.49	28.49	12.08	28.49
Total Assets	598.17	605.25	710.89	605.25
EQUITY AND LIABILITIES				
Equity				
(a) Equity Share capital	325.00	325.00	325.00	325.00
(b) Other Equity	203.58	225.76	385.71	225.76
LIABILITIES				
Non-current liabilities				
(a) Financial Liabilities				
(i) Borrowings	0.00	0.00	0.00	0.00
(ii) Trade payables	0.00	0.00	0.00	0.00
(iii) Other financial liabilities (other than those specified in item (b), to be specified)	0.00	0.00	0.00	0.00
(b) Provisions	0.00	0.00	0.00	0.00
(c) Deferred tax liabilities (Net)	0.00	0.00	0.00	0.00
(d) Other non-current liabilities	0.00	0.00	0.00	0.00
Current liabilities				
(a) Financial Liabilities				
(i) Borrowings	0.00	0.00	0.00	0.00
(ii) Trade payables	0.00	0.00	0.00	0.00
(iii) Other financial liabilities (other than those specified in item (c))	0.00	0.00	0.00	0.00
(b) Other current liabilities	0.00	0.00	0.00	0.00
(c) Provisions	0.27	0.18	0.18	0.18
(d) Current Tax Liabilities (Net)	69.32	54.31	0.00	54.31
Total Equity and Liabilities	598.17	605.25	710.89	605.25

For GSL Securities Ltd.


 (S.K. Bagrodia)


Managing Director

Place : Mumbai
Date : 31/07/2018

The reconciliation of Net Profit reported for the Quarter ended 30th June 2017 in accordance with the Indian GAAP to total comprehensive income in accordance with Ind As is given below :

Description	(Rs. In Lakhs)
	Quarter ended 30th June 2017
A) Net Profit as per previous GAAP (Indian GAPP)	13.70
Add / Less : Investment in mutual funds and equity shares measured at fair value through Profit or Loss	144.96
Total comprehensive income for the period	158.66

For GSL Securities Ltd.


(Santkumar Bagrodia)
Managing Director

GSL SECURITIES LIMITED

61, MITTAL TOWERS, 'B' WING, 210 NARIMAN POINT, MUMBAI 400021.
TEL : 022 - 66301060 EMAIL: gslsec@bom3.vsnl.net.in WEBSITE : www.gslsecurities.com
CIN NO. L65990MH1994PLC077417

31.7., 2018

To,
Bombay Stock Exchange,
Phorozee Jeejeebhoy Towers,
25th Floor, Dalal Street,
Mumbai - 400 001.

Sir,

Sub: Submission of limited review report for the quarter ended on 30th June, 2018.

We are hereby pleased to submit you the limited review report under regulation 33(3) of SEBI (Listing Obligation and disclosure requirements), Regulations, 2015, for the quarter ended on 30th June, 2018.

This is for your information and records.

Kindly acknowledge the receipt of the same.

Thanking You,

*Yours truly,
For GSL Securities Ltd.*


*Santkumar Bagrodia
Compliance Officer*

Encl: as Above



Vijay R. Tater & Co.

Chartered Accountants

105, Chartered House, 293, Dr. Cawasji Hormasji Street, Near Marine Lines Church, Mumbai 400002.
Phone : 91-22-22019601 | 22061214 | Fax : 91-22-22068487 | Email: sureshkothari67@rediffmail.com

Certificate No.: 029 / A-22 / 2018-19

AUDITOR'S CERTIFICATE

"We have reviewed the accompanying statement of unaudited quarterly financial results of **GSL Securities Ltd.**, for the period ended 30th June, 2018 except for the disclosures regarding "Public Shareholdings" and "promoter and promoter group shareholding" which has been traced from disclosures made by the management and have not been audited by us. This statement is the responsibility of the Company's management and has been approved by the board of director's. Our responsibility is to issue a report on these financial statements based on our review."

We conducted our review in accordance with the standard on Review Engagement (SRE) 2400, engagement to review Financial Statements issued by the Institute of Chartered Accountants of India. This Standard requires that we plan and perform the review to obtain moderate assurance as to whether the Financial Statements are free of material misstatement. A review is limited primarily to inquire of Company personnel and analytical applied to financial data and thus provides less assurance than an audit. We have not performed an audit and accordingly, we do not express an opinion.

Based on our review conducted as above, nothing has come to our attention that causes us to believe that the accompanying statement of unaudited quarterly financial results prepared in accordance with applicable accounting standards and other recognized accounting practices and policies has not disclosed the information required to be disclosed in terms of Clause 41 of the Listing Agreement including the manner in which it is to be disclosed, or that it contains any material misstatement."

Place: **Mumbai.**

Date: 31 /07/2018

For **Vijay R. Tater & Co.**
Chartered Accountants



(Ankush Gupta)
Partner.

M.No. 120478

GSL Securities Ltd

CIN No: L65990MH1994PLC077417

618, Mittal Towers, 210, Nariman Point, Mumbai - 400 021

Tel No:022-66301060 Email:gslsec@bom3.vsnl.net.in Website:www.gslsecurities.com

Unaudited Financial Results for the Quarter ended 30th June, 2018

(Rs. In Lacs)

A	Particulars	Quarter ended		Year ended	
		Unaudited 30.06.18	Audited 31.03.18	Unaudited 30.06.17	Audited 31.03.18
1	Income				
a	Revenue from operations	0.00	0.00	0.00	0.00
b	Other Operating Income	420.24	0.97	18.48	26.39
	Total Income	420.24	0.97	18.48	26.39
2	Expenses:				
a	Employee benefits expense	2.00	1.89	0.95	5.36
b	Depreciation and amortization expense	0.01	0.00	0.01	0.03
c	Other expenses	3.99	1.03	3.82	7.08
	Total expenses	6.00	2.92	4.78	12.47
3	Profit / (Loss) from Ordinary activities before exceptional items (1-2)	414.24	-1.95	13.70	13.92
4	Exceptional items	0.00	0.00	0.00	0.00
5	Profit / (Loss) from Ordinary activities before tax (3+/-4)	414.24	-1.95	13.70	13.92
6	Tax expenses	78.34	2.83	0.00	2.83
7	Net Profit / (Loss) from Ordinary activities after tax (5+/-6)	492.58	-4.78	13.70	11.09
8	Other comprehensive Income, net of income Tax	-514.76	-100.58	144.96	29.36
9	Total Comprehensive income for the period (7+8)	-22.18	-105.36	158.66	40.45
10	Paid-up Equity share capital (Face Value of Rs. 10/- each)	325.00	325.00	325.00	325.00
11	Reserves excluding Revaluation Reserves as per balance sheet	203.58	225.76	385.71	225.76
12 i)	Earnings per equity share (before extraordinary items)				
	(a) Basic	-0.68	-3.24	4.88	1.24
	(b) Diluted	-0.68	-3.24	4.88	1.24
12 ii)	Earnings per equity share (after extraordinary items)				
	(a) Basic	-0.68	-3.24	4.88	1.24
	(b) Diluted	-0.68	-3.24	4.88	1.24

Particulars		Quarter ended 30th June 2018	
B	INVESTOR COMPLAINTS		
	Pending at the beginning of the quarter		0
	Received during the quarter		0
	Disposed of during the quarter		0
	Remaining unresolved at the end of the quarter		0

VIJAY R. TATER & CO.
Chartered Accountants

Partner
ANKUSH GUPTA
M. No. 120478



GSL Securities Ltd

CIN No: L65990MH1994PLC077417

618, Mittal Towers, 210, Nariman Point, Mumbai - 400 021

Tel No: 022-66301060 Email: gslsec@bom3.vsnl.net.in Website: www.gslsecurities.com

Unaudited Financial Results for the Quarter ended 30th June, 2018

(Rs. in Lacs)

Particulars	Quarter ended			Year ended
	Unaudited 30.06.18	Audited 31.03.18	Unaudited 30.06.17	Audited 31.03.18
(1) ASSETS				
Non-current assets				
(a) Property, Plant and Equipment	0.02	0.03	0.06	0.03
(b) Capital work-in-progress	0.00	0.00	0.00	0.00
(c) Investment Property	0.00	0.00	0.00	0.00
(d) Goodwill	0.00	0.00	0.00	0.00
(e) Other Intangible assets	0.00	0.00	0.00	0.00
(f) Intangible assets under development	0.00	0.00	0.00	0.00
(g) Biological Assets other than bearer plants	0.00	0.00	0.00	0.00
(h) Financial Assets	73.36	554.26	655.09	554.26
(i) Investments	0.00	0.00	0.00	0.00
(ii) Trade receivables	0.00	0.00	0.00	0.00
(iii) Loans	0.00	0.00	0.00	0.00
(iv) Others (to be specified)	0.00	0.00	0.00	0.00
(j) Deferred tax assets (net)	0.00	0.00	0.00	0.00
(l) Other non-current assets	0.00	0.00	0.00	0.00
(2) Current assets				
(a) Inventories	0.00	0.00	0.00	0.00
(b) Financial Assets				
(i) Investments	0.00	0.00	0.00	0.00
(ii) Trade receivables	0.00	0.00	21.75	0.00
(iii) Cash and cash equivalents	100.30	22.47	21.63	22.47
(iv) Bank balances other than (iii) above	0.00	0.00	0.00	0.00
(v) Loans	0.00	0.00	0.00	0.00
(vi) Others (to be specified)	0.00	0.00	0.28	0.00
(c) Current Tax Assets (Net)	424.49	28.49	12.08	28.49
(d) Other current assets				
Total Assets	598.17	605.25	710.89	605.25
EQUITY AND LIABILITIES				
Equity				
(a) Equity Share capital	325.00	325.00	325.00	325.00
(b) Other Equity	203.58	225.76	385.71	225.76
LIABILITIES				
Non-current liabilities				
(a) Financial Liabilities				
(i) Borrowings	0.00	0.00	0.00	0.00
(ii) Trade payables	0.00	0.00	0.00	0.00
(iii) Other financial liabilities (other than those specified in item (b), to be specified)	0.00	0.00	0.00	0.00
(b) Provisions	0.00	0.00	0.00	0.00
(c) Deferred tax liabilities (Net)	0.00	0.00	0.00	0.00
(d) Other non-current liabilities	0.00	0.00	0.00	0.00
Current liabilities				
(a) Financial Liabilities				
(i) Borrowings	0.00	0.00	0.00	0.00
(ii) Trade payables	0.00	0.00	0.00	0.00
(iii) Other financial liabilities (other than those specified in item (c))	0.00	0.00	0.00	0.00
(b) Other current liabilities	0.27	0.18	0.18	0.18
(c) Provisions	69.32	54.31	0.00	54.31
(d) Current Tax Liabilities (Net)				
Total Equity and Liabilities	598.17	605.25	710.89	605.25

For GSL Securities Ltd.



(S.K. Bagrodia)

Managing Director

Place : Mumbai
Date : 31/07/2018

VIJAY R. TATER & CO.
Chartered Accountants


Partner
ANKUSH GUPTA
M. No. 120478



The reconciliation of Net Profit reported for the Quarter ended 30th June 2017 in accordance with the Indian GAAP to total comprehensive income in accordance with Ind As is given below :

Description	(Rs. In Lakhs)
	Quarter ended 30th June 2017
A) Net Profit as per previous GAAP (Indian GAPP)	13.70
Add / Less :	
Investment in mutual funds and equity shares measured at fair value through Profit or Loss	144.96
Total comprehensive income for the period	158.66

For GSL Securities Ltd.


(Santkumar Bagrodia)
Managing Director

JAY R. TATER & CO.
Chartered Accountants

Partner
ANKUSH GUPTA
M. No. 120478

