



SHIVA GLOBAL AGRO INDUSTRIES LTD.

'Shiva House', New Mondha, Nanded - 431 602 (M.S.)
Tel.: 02462 - 284036, 284039 * Fax : 02462 - 284729
E-mail : shivaagro1@gmail.com * Web : www.shivaagro.org
CIN : L24120MH1993PLC070334



Ref. No. :

July 30, 2019

To
BSE Limited,
Phiroze Jeejeebhoy Towers,
Dalal Street, Mumbai - 400 001.

Scrip Code: SHIVAAGRO/530433

Sub: Rectified Segmentwise Results for the Quarter ended June 30, 2019

Dear Sir,


We enclose herewith the rectified Segmentwise Results for the quarter ended June 30, 2019, which was approved by the Board of Directors at their Meeting held today (30/07/2019). Kindly ignore the segmentwise result given earlier along with the financial results for the quarter ended June 30, 2019.

We request you to acknowledge and take it on your record.

Thanking you.

Yours faithfully
For Shiva Global Agro Industries Ltd.





Deepak S. Maliwal
Director

7. The Segmentwise result for the quarter ended June 30, 2019 is given below:

(Amount in Rs. Lacs)



Particulars	STANDALONE				CONSOLIDATED			
	Quarter ended		Year ended		For the Quarter ended		Year ended	
	30/06/2019	31/03/2019	30/06/2018	31/03/2019	30/06/2019	30/06/2018	31/03/2019	31/03/2019
Segment Revenue								
Operating Revenue								
a) Fertilizers	2,883.71	1,500.18	3,899.59	9,196.07	3,545.64	4,743.86	2,853.98	13,934.58
b) Solvent	-	-	-	-	6,612.35	5,845.33	11,649.93	35,196.92
c) Seeds & Others	441.80	1,137.74	-	2,133.43	441.80	1,472.44	(1,322.41)	1,530.30
Total	3,325.52	2,637.92	3,899.59	11,329.50	10,599.79	12,061.63	13,181.50	50,661.80
Less: Inter-segment revenue	-	-	-	-	62.14	-	(51.59)	699.97
Income from operations	3,325.52	2,637.92	3,899.59	11,329.50	10,537.65	12,061.63	13,233.08	49,961.83
Segment Result								
a) Fertilizers	185.56	180.71	240.47	763.79	254.20	323.63	284.43	1,106.95
b) Solvent	-	-	-	-	217.26	281.37	261.13	1,064.57
c) Seeds & Others	12.35	12.54	-	26.99	12.35	4.55	76.94	26.99
Total	197.91	193.25	240.47	790.78	483.81	609.54	622.50	2,198.51
Adjusted for:								
a) Finance costs	(54.97)	(65.11)	(70.67)	(281.45)	(175.02)	(234.67)	(163.33)	(816.47)
b) Other income	4.50	12.77	7.76	27.78	13.07	10.62	56.50	86.07
c) Exceptional items	-	(379.83)	-	(379.83)	-	-	(379.83)	(379.83)
d) Share in profit of associate	-	-	-	-	7.19	-	-	-
Profit before tax	147.44	(238.92)	177.56	157.28	329.06	385.49	135.84	1,088.28

Notes on Segment information:

a. The Company is focused on three business segments: Fertilizers, Solvent and Seeds & others. Based on the "management approach" as defined in Ind AS 108-Operating Segments, the Chief Operating Decision maker evaluates the Company's performance and allocates resources based on an analysis of various performance indicators by business segments. Accordingly information has been presented along these business segments. The accounting principles used in the preparation of the financial results are consistently applied to record revenue and expenditure in individual segments.

b. Segment result represents the profit before interest and tax earned by each segment without allocation of central administrative costs and other income.

8. Previous year's/quarter's figures have been regrouped/re-classified wherever necessary to make them comparable.


For Shiva Global Agro Industries Ltd.

Deepak S. Maliwal
Director

Place: Nanded

Date: July 30, 2019