



# KG Petrochem Limited

Corporate Office : F-394 (G), Road No. 9F2, V.K.I.Area, JAIPUR - 13 INDIA  
Phone : (O) 0141 - 2331231, 4106800 • Fax : 91-141-2332845  
E-mail : manish@bhavik.biz • Website : www.kgpetro.in  
CIN : L24117RJ1980PLC001999

November 10, 2023

To  
BSE Limited  
Phiroze Jeejeebhoy Towers,  
Dalal Street,  
Mumbai- 400001 MH

**Scrip Code: 531609**

**Subject:** Intimation of Newspaper advertisement of Un-Audited Standalone Financial Results for the Quarter and Half Year ended September 30, 2023.

**Reference:** Regulation 47 and other applicable provisions of Securities Exchange Board of India (Listing Obligations and Disclosure Requirements) Regulations, 2015

Respected Sir/ Madam,

Pursuant to Regulation 47 and other applicable provisions of Securities Exchange Board of India (Listing Obligations and Disclosure Requirements) Regulations, 2015, please find enclosed herewith a copy of the newspaper advertisement of Un-Audited Standalone Financial Results for the Quarter and Half Year ended September 30, 2023 published in the English (Financial Express) and Regional (Business Remedies) newspaper on November 10, 2023.

This is for your information and record.

Thanking you  
Yours Truly,

**For KG Petrochem Ltd**

GAURI  
SHANKER  
KANDOI

Digitally signed by  
GAURI SHANKER KANDOI  
Date: 2023.11.10  
12:49:41 +05'30'

**Gauri Shanker Kandoi**  
**DIN: 00120330**  
**Chairman cum Whole-Time Director**

*encl: copy of newspaper*



PROGRESSIVE FINLEASE LIMITED									
Regd. Office: 500, 5th Floor, ITL Twin Tower, Netaji Subhash Place, Pitampura, Delhi North Delhi DL 110034 IN Email Id info@progressivefinlease.in, Website: www.progressivefinlease.in, CIN: L65910DL1995PLC064310									
Statement of Unaudited Standalone Financial Results for the Quarter ended 30 <sup>th</sup> September, 2023 (Amount In lakh)									
S. No.	PARTICULARS	Quarter Ended		Half Year Ended		Year Ended		31-03-2023	Audited
		30-09-2023	30-09-2022	30-06-2023	30-09-2022	30-09-2022	30-09-2022		
		Unaudited	Unaudited	Unaudited	Unaudited	Unaudited	Unaudited		
1	Total Income from operations	6.85	9.90	5.52	12.17	22.63	51.07		
2	Net profit/(loss) for the period (before Tax, Exceptional and/or Extraordinary items)	1.96	(1.48)	(1.15)	0.81	(0.49)	0.66		
3	Net Profit/(Loss) for the period before tax (after Exceptional and /or Extraordinary items)	1.96	(1.48)	(1.15)	0.81	(0.49)	0.66		
4	Net profit/(loss) for the period after Tax (After Exceptional and/or Extra ordinary Items)	1.96	(1.48)	(1.15)	0.81	(0.49)	0.66		
5	Paid-up Equity Share Capital	894.70	894.70	894.70	894.70	894.70	894.70		
6	Reserve excluding Revaluation Reserve	106.63	748.69	104.67	106.63	105.05	105.82		
7	Earning Per Share (Of Rs10/- each share) (for continuing and discontinued operation)								
	(a) Basic								
	(b) Diluted	0.02	(0.02)	(0.01)	0.01	(0.01)	0.01		

Note: 1) The Above is an extract of the detailed format of Half year ended financial results filed with the Stock Exchange under Reg 33 of SEBI (LODR), 2015. The full formats are available on Stock Exchange websites and on Company's website.

By Order of the Board  
**PROGRESSIVE FINLEASE LIMITED**  
 Sd/-  
**RUPANSHU JAIN**  
 Director  
 DIN:08442201

Place : Delhi  
 Date : 09.11.2023

TRADEWELL HOLDINGS LIMITED				
(Formerly BRAND REALTY SERVICES LIMITED)				
CIN: L74110DL1995PLC064237				
Regd. Off: S-8 & S-2, DDA SHOPPING COMPLEX, OPP. POCKET-I, MAYUR VIHAR-4, DELHI -110091				
Tel.: 011-22755819   Email Id: info@brandrealty.in   Website: https://www.brandrealty.in				
Statement of Unaudited Standalone Financial Results for the Second Quarter & Half Year Ended 30 <sup>th</sup> September, 2023				
(Rs. in Lacs except per share data)				
Particulars	Quarter ended		Half Year Ended	
	30-09-2023	30-09-2022	30-09-2023	30-09-2022
	(Unaudited)	(Unaudited)	(Unaudited)	(Unaudited)
Total Income from Operations	43.12	80.09	51.41	
Net Profit / (Loss) for the period (before Tax, Exceptional and/or Extraordinary items)	22.97	56.46	(3.23)	
Net Profit / (Loss) for the period before tax (after Exceptional and/or Extraordinary items)	22.97	56.46	(3.23)	
Net Profit / (Loss) for the period after tax (after Exceptional and/or Extraordinary items)	22.97	56.46	(3.23)	
Total Comprehensive Income for the period [Comprising Profit/(Loss) for the period (after tax) and Other Comprehensive Income (after tax)]	22.97	56.46	(3.23)	
Paid up Equity Share Capital (of Rs. 10/- each)	300.44	300.44	300.44	
Reserves excluding Revaluation Reserves (As per previous acc. Year)	0.00	0.00	0.00	
Earnings Per Share (of Rs. 1/- each) (for continuing and discontinued operations)-				
Basic :	0.76	1.88	(0.11)	
Diluted:	0.76	1.88	(0.11)	

Notes:  
 1. The above is an extract of the detailed format of the unaudited financial Results for the second quarter and half year ended 30th September, 2023 filed with the BSE under Regulation 33 of the SEBI (LODR) Regulations, 2015. The full format of the Financial Results for the second quarter and half year ended 30th September, 2023 is available on the BSE website (www.bseindia.com) and Company's website (https://www.brandrealty.in)  
 2. The above un-audited financial results were reviewed by the Audit Committee and approved by the Board of Directors in its meeting held on 09th November, 2023.

For **TRADEWELL HOLDINGS LIMITED**  
 (Formerly BRAND REALTY SERVICES LIMITED)  
 Sd/-  
**KAMAL MANCHANDA**  
 (WHOLETIME DIRECTOR)  
 DIN: 00027889

Place: Delhi  
 Date: 09.11.2023

SVAM SOFTWARE LIMITED				
CIN: L65100DL1992PLC047327				
224, G/F Swayam Sewa, Co-Operative Housing Society Ltd., Jhilmil Delhi-110032				
Website: www.svamssoftwareltd.in   E-mail: svamssoftwareltd@gmail.com				
STATEMENT OF STANDALONE UN-AUDITED FINANCIAL RESULTS FOR THE QUARTER AND HALF YEAR ENDED 30TH SEPTEMBER 2023				
(₹ In Lakh)				
Sl No.	Particulars	Quarter Ended	Quarter Ended	Year Ended
		30/09/2023	30/09/2022	31/03/2023
		(Unaudited)	(Unaudited)	(Audited)
1	Total Income from Operations	29.65	16.00	234.92
2	Net Profit / (Loss) from ordinary before exceptional items and tax	19.18	0.98	-13.11
3	Net Profit / (Loss) before tax	19.18	0.98	-13.11
4	Net Profit/( Loss) for the period after tax	19.18	0.98	-14.18
5	Total Comprehensive income for the period (Comprising Profit/ (Loss) and other Comprehensive Income for the period)	19.18	0.98	-14.18
6	Equity share Capital	168.89	168.89	168.89
7	Reserves (excluding Revaluation Reserve) as shown in the Audited Balance Sheet of the previous year			
8	Earning Per share (Face Value of ₹ 1/- each )			
a	Basic	0.113	0.006	-0.084
b	Diluted	0.113	0.006	-0.084

Note: The above is an extract of the detailed format of the financial results for the Quarter and half year ended 30th September 2023, filed with the Stock Exchanges. The full format of the financial results for the Quarter and Half Year Ended 30th September, 2023, is available on the website of the Stock Exchange www.bseindia.com and on Company's website www.svamssoftwareltd.in

For **Svam Software Limited**  
 Sd/-  
**Manisha Agarwal**  
 Managing Director

Date: 09.11.2023  
 Place: New Delhi

ABHINAV LEASING AND FINANCE LIMITED				
CIN NO: L65100DL1984PLC018748				
S-524, 1ST FLOOR, VIKAS MARG SHAKARPUR DELHI 110092				
Website: www.abhinavleasefinltd.in   E-mail: abhinavleasefinltd@gmail.com				
STATEMENT OF STANDALONE UN-AUDITED FINANCIAL RESULTS FOR THE QUARTER AND HALF YEAR ENDED 30TH SEPTEMBER, 2023				
(₹ In Lakhs, except equity per share data)				
Sl No.	Particulars	Quarter Ended	Quarter Ended	Year Ended
		30/09/2023	30/09/2022	31/03/2023
		(Unaudited)	(Unaudited)	(Audited)
1	Total Income from Operation	709.48	1297.14	4,305.80
2	Net Profit / (Loss) from ordinary before exceptional items and tax	2.66	12.37	9.80
3	Net Profit / (Loss) before tax	2.66	12.37	9.80
4	Net Profit/( Loss) for the period after tax	2.66	12.37	9.67
5	Total Comprehensive income for the period (Comprising Profit/ (Loss) and other Comprehensive Income for the period)	2.66	12.37	9.67
6	Equity share Capital	499.8	499.8	499.8
7	Reserves			
8	Earning Per share (Face Value of Rs.1/- each)			
a	Basic	0.005	0.025	0.019
b	Diluted	0.005	0.025	0.019

Note: The above is an extract of the detailed format of the financial results for the Quarter and half year ended 30th September, 2023, filed with the Stock Exchanges. The full format of the financial results for the Quarter and half year ended 30th September, 2023, is available on the website of the Stock Exchange www.bseindia.com and on Company's website www.abhinavleasefinltd.in

For **Abhinav leasing and Finance ltd**  
 Sd/-  
**Mamta Agarwal**  
 Managing Director

Date: 09.11.2023  
 Place: New Delhi

TOSHA INTERNATIONAL LIMITED												
CIN No. : L32101DL1988PLC119284												
Regd. Office : E-34, 2nd Floor, Connaught Circus, New Delhi-110001												
E-mail : toshainternational@yahoo.com												
EXTRACT OF UNAUDITED FINANCIAL RESULTS FOR THE QUARTER AND HALF YEAR ENDED ON 30.09.2023												
(Rs in Lakhs except per share data.)												
S. No.	PARTICULARS	QUARTER ENDED		HALF YEAR ENDED		FINANCIAL YEAR ENDED		31.03.2023	AUDITED			
		30.09.2023	30.06.2023	30.09.2022	30.09.2023	30.09.2022	30.09.2022					
		UNAUDITED	UNAUDITED	UNAUDITED	UNAUDITED	UNAUDITED	UNAUDITED					
1	Total income from Operations (Net)	-	-	-	-	-	-					
2	Net Profit/(Loss) for the period before Tax	-67.35	-71.62	-46.42	-138.97	-87.03	-182.37					
3	Net Profit/(Loss) for the period after Tax	-67.35	-71.62	-46.42	-138.97	-87.03	-182.37					
4	Total Comprehensive Income for the period (Comprising Profit/(Loss) for the period (after tax) and Other Comprehensive Income (after tax)]	-67.35	-71.62	-46.42	-138.97	-87.03	-182.37					
5	Equity Share Capital	1,144.93	1,144.93	1,144.93	1,144.93	1,144.93	1,144.93					
6	Reserves (excluding Revaluation Reserve as shown in the Audited Balance Sheet of the previous year)	-2,569.81	-2,569.81	-2,387.43	-2,569.81	-2,387.43	-2,387.43					
7	Earnings Per Equity Share (of Rs. 10/- each) (for continuing and discontinued operations) -											
	1. Basic :	(0.59)	(0.63)	(0.41)	(1.21)	(0.76)	(1.59)					
	2. Diluted :	(0.59)	(0.63)	(0.41)	(1.21)	(0.76)	(1.59)					

Note :  
 (i) There is no qualification on the Unaudited report for the Quarter and Half Year ended 30th September, 2023.  
 (ii) The above is an extract of the detailed format of Quarterly Financial Results filed with the Stock Exchange under Regulation 33 of the SEBI (Listing and Other Disclosure Requirements) Regulations, 2015. The full format of the Quarterly Financial Results is available on the Stock Exchange websites; www.cse-india.com. The Same is also available at Company's website : www.toshainternationallimited.in

For **Tosha International Limited**  
 Sd/-  
**D. K. Karnani**  
 Director  
 DIN : 00115080

Place : New Delhi  
 Dated : 09.11.2023

financeexpress.in

FINANCIAL EXPRESS

KALPA COMMERCIAL LIMITED							
CIN: L74899DL1985PLC022778 Reg. Office: 1st Floor, 984, Pocket C, IFC Ghazipur, Delhi - 110 096 India							
Email ID: info@kalpacommercial.in, Website: www.kalpacommercial.in							
Extracts of Standalone Unaudited Financial Results for the quarter and half year ended September 30, 2023							
(Rs. in lakhs, unless otherwise stated)							
S. No.	Particulars	Quarter Ended		Half Year Ended		Year Ended	
		30.09.2023 Unaudited	30.09.2022 Unaudited	30.09.2023 Unaudited	30.09.2022 Unaudited	31.03.2023 Audited	31.03.2022 Audited
1	Total Income from operations	0.00	655.81	0.88	3160.82	3373.11	
2	Net Profit / (Loss) for the period (before tax, exceptional and/or extraordinary items)	(3.36)	(1464.12)	(6.82)	(1466.12)	(2296.36)	
3	Net Profit / (Loss) for the period before tax (after exceptional and/or extraordinary items)	(3.36)	(1464.12)	(6.82)	(1466.12)	(2296.36)	
4	Net Profit / (Loss) for the period after tax (after exceptional and/or extraordinary items)	(3.36)	(1464.12)	(6.82)	(1466.12)	(2296.36)	
5	Total comprehensive income for the period (comprising profit / loss for the period (after tax) and other comprehensive income (after tax)	(3.36)	(1464.12)	(6.82)	(1466.12)	(2296.36)	
6	Paid up equity share capital (face value of Rs. 10/- each)	1025	1025	1025	1025	1025	
7	Reserves excluding revaluation reserves as per balance sheet of previous accounting year	-	-	-	-	-	
8	Earnings Per Share (of Rs. 10/- each) (not annualized, in Rs.) for continuing and discontinued operations						
	(a) Basic:	-0.03	-14.28	-0.07	-14.30	-22.40	
	(b) Diluted:	-0.03	-14.28	-0.07	-14.30	-22.40	
<b>Note:</b>							
1.	The above result has been approved by the Audit Committee and by the Board of Directors of the Company on November 08, 2023.						
2.	This is an extract of the detailed format of Financial Results for the quarter and half year ended September 30, 2023 filed with the Stock Exchanges under Regulation 33 of the SEBI (Listing and Other Disclosure Requirements) Regulations, 2015. The full format of the Un-Financial Results for the quarter and half year ended are available on the website of BSE at <a href="http://www.bseindia.com">www.bseindia.com</a> and on Company's website.						
				By order of the Board For Kalpa Commercial Ltd. Sd/- Mukul Jindal Wholetime Director DIN: 07729792			
Date: November 08, 2023							
Place: Delhi							

Notes:  
 1. The above result has been approved by the Audit Committee and by the Board of Directors of the Company November 08, 2023.  
 2. The above is an extract of the detailed format of Financial Results for the quarter and half year ended September 30, 2023 filed with the Stock Exchanges under Regulation 33 of the SEBI (Listing and Other Disclosure Requirements) Regulations, 2015. The full format of the Un-Financial Results for the quarter and half year ended are available on the website of BSE at www.bseindia.com and on Company's website.

By order of the Board  
**Kalpa Commercial Ltd.**  
 Sd/-  
**Mukul Jindal**  
 Wholetime Director  
 DIN: 07229729

Date: November 08, 2023  
 Place: Delhi

AGARWAL DUPLEX BOARD MILLS LIMITED							
CIN: L99999DL1984PLC019052							
Regd. Office: 217,Agarwal Prestige Mail, Plot No. 2 Community Center, Along Road No. 44, Pitampura, Delhi - 110034							
Board: +91 11 47527700, Fax: +91 11 47527777, E-mail: agarwalduplex1984@gmail.com ;							
Website: www.agarwalduplex.net							
UNAUDITED FINANCIAL RESULTS FOR THE QUARTER & HALF YEAR ENDED 30TH SEPTEMBER 2023							
(Rs. In Lakhs)							
Sl. No.	Particulars	(STANDALONE)					
		30-Sep-23	30-Sep-23	30-Sep-22	30-Jun-23	30-Sep-22	31-Mar-23
		3 months	6 months	3 months	3 months	6 months	12 months
		(Unaudited)	(Unaudited)	(Unaudited)	(Unaudited)	(Unaudited)	(Audited)
1	Total Income from Operations	4057.36	8333.48	5785.93	4276.12	11600.57	21,357.49
2	Net Profit / (Loss) for the period (before Tax, Exceptional and/or Extraordinary items)	25.54	51.12	50.35	25.58	96.95	95.29
3	Net Profit / (Loss) for the period before tax (after Exceptional and/or Extraordinary items)	25.54	51.12	50.35	25.58	96.95	95.29
4	Net Profit / (Loss) for the period after tax (after Exceptional and/or Extraordinary items)	18.99	38.13	37.33	19.14	71.81	56.71
5	Total Comprehensive Income for the period [Comprising Profit/(Loss) for the period (after tax) and Other Comprehensive Income (after tax)]	18.99	38.13	37.33	19.14	71.81	94.14
6	Equity Share Capital	1350.00	1350.00	1350.00	1350.00	1350.00	1350.00
7	Reserves (excluding Revaluation Reserve) as shown in audited balance sheet of previous year	-	-	-	-	-	1633.3
8	Earnings Per Share (of Rs. 1/- each)						
	1. Basic:	0.01	0.03	0.02	0.01	0.05	0.08
	2. Diluted:	0.01	0.03	0.02	0.01	0.05	0.08
Notes:							
1. The above is an extract of the detailed format of Unaudited Financial Result for Quarterly & half yearly ended 30.09.2023, filed with the Stock Exchanges under Regulation 33 of the SEBI (Listing and Other Disclosure Requirements) Regulations, 2015. The full format of the Quarterly & half yearly unaudited Financial Results are available on Stock Exchange websites ( <a href="http://www.mseil.in">www.mseil.in</a> ) and website of the company <a href="https://www.agarwalduplex.net/financial-results">https://www.agarwalduplex.net/financial-results</a> .							
2. The above results were reviewed and recommended by the audit committee and taken on record by the Board of Director at its meeting held on 09.11.2023 and the Statutory Auditor have carried Limited Review of the same.							
Agarwal Duplex Board Mills Limited							
Sd/-							
Neeraj Goel							
Managing Director							
DIN: 00017498							
Place : Delhi							
Date : 09/11/2023							



# जाने, मां लक्ष्मी की पूजा में कौड़ी का क्या है महत्व

मां लक्ष्मी को धन और वैभव की देवी कहा जाता है। मां लक्ष्मी की पूजा से घर पर कभी भी धन की कमी नहीं होती और आर्थिक समस्या का सामना नहीं करना पड़ता। धन प्राप्ति की इच्छा रखने वाले व्यक्ति को मां लक्ष्मी की पूजा में कौड़ी जरूर चढ़ानी चाहिए। जिस घर पर मां लक्ष्मी की पूजा होती है वहां सुख-समृद्धि का वास होता है। लेकिन लक्ष्मी पूजन में कौड़ियां जरूर चढ़ाएं। ज्योतिष के अनुसार लक्ष्मी पूजन में कौड़ी जरूर चढ़ाना चाहिए क्योंकि इसके बिना देवी लक्ष्मी की पूजा सफल नहीं मानी जाती है। कौड़ी चढ़ाने से मां प्रसन्न होकर आशीर्वाद देती हैं। आप पूजा में पीली या सफेद किसी भी रंग की कौड़ी चढ़ा सकते हैं। जानते हैं मां लक्ष्मी की पूजा में क्या है कौड़ी चढ़ाने का महत्व और नियम।

**देवी लक्ष्मी की पूजा में कौड़ी चढ़ाने का महत्व:**हिंदू धर्म में ऐसी मान्यता है कि कौड़ी में धन को आकर्षित करने का गुण होता है और मां लक्ष्मी धन की देवी होती है। इसलिए देवी लक्ष्मी की पूजा में कौड़ी चढ़ाने से धन प्राप्ति का लाभ मिलता है। यही कारण है कि मां लक्ष्मी की सभी पूजा में और खासकर दीपावली के दिन लक्ष्मी पूजन में भक्त कौड़ी चढ़ाते हैं। इससे घर पर सुख-शांति और समृद्धि बनी रहती है। पूजा में कौड़ी चढ़ाने का महत्व इसलिए भी और अधिक बढ़ जाता है क्योंकि मां लक्ष्मी समुद्र मंथन से प्रकट हुई थी और कौड़ी भी समुद्र से ही निकलती है। कौड़िया समुद्र के एक जीव का खोल होती है, जिसे अस्थि कोश कहा जाता है। इसलिए मां लक्ष्मी की पूजा में कौड़ी चढ़ाने का विधान है।

**KG PETROCHEM LIMITED**

CIN : L24117RJ1980PLC001999

Regd. Office: C-171, Road No. 9J, VKI Area, Jaipur-302013, Rajasthan

E-mail: jproffice21@bhavik.biz; Website : www.kgpetro.in, Phone : 91-141-2331231

**सितम्बर 30, 2023 को समाप्त तिमाही और छमाही के लिए अलेखापरीक्षित एकल वित्तीय परिणाम**

(रु. लाख में) प्रति शेयर आय को छोड़कर

क्र.मां.क	विवरण	तिमाही समाप्त		छमाही समाप्त		वर्ष समाप्त
		30.09.2023	30.06.2023	30.09.2022	30.09.2023	31.03.2023
		अलेखापरीक्षित	अलेखापरीक्षित	अलेखापरीक्षित	अलेखापरीक्षित	लेखापरीक्षित
1	कुल परिचालन आय	7,114.21	8,420.67	7,442.85	15,534.88	15,082.29
2	अवधि के लिए शुद्ध लाभ/ (हानि) (कर असाधारण और/या असाधारण वस्तुओं के पहले)	(85.82)	(84.01)	223.76	(169.83)	901.06
3	अवधि के लिए शुद्ध लाभ/ (हानि) (असाधारण और/या असाधारण वस्तुओं के बाद)	(85.82)	(84.01)	223.76	(169.83)	901.06
4	अवधि के लिए शुद्ध लाभ/ (हानि) (कर असाधारण और/या असाधारण वस्तुओं के बाद)	(119.08)	(99.27)	123.46	(218.35)	562.11
5	अवधि के लिए कुल आय	(119.08)	(99.27)	123.46	(218.35)	562.11
6	रमता वंश पूंजी	581.53	581.53	581.53	581.53	581.53
7	रिजर्व (पुनर्मुल्यांकन रिजर्व को छोड़कर)	-	-	-	-	-
8	आय प्रति शेयर (रु. 10/- प्रति का अंकित मूल्य) मूल एवं तरल	(2.28)	(1.90)	2.36	(4.18)	10.77

**नोट:-** 1. उपरोक्त एकल वित्तीय परिणाम की ऑडिट समिति द्वारा समीक्षा की गई है और 9 नवंबर, 2023 को आयोजित उनकी संबंधित बैठक में कंपनी के निदेशक मंडल द्वारा अनुमोदित किया गया है। 2. उपरोक्त विवरण सेबी (सूचीकरण दायित्व और प्रकटीकरण अधिनियम, 2015 के विनिमय 33 के तहत स्टॉक एक्सचेंज में प्रस्तुत किये अलेखापरीक्षित तिमाही और छमाही वित्तीय परिणामों के विस्तृत प्रारूप का सार है। वित्तीय परिणामों का सम्पूर्ण प्रारूप स्टॉक एक्सचेंज की वेबसाइट [www.bseindia.com](http://www.bseindia.com) तथा कंपनी की वेबसाइट [www.kgpetro.in](http://www.kgpetro.in) पर उपलब्ध है।

बोर्ड के आदेश द्वारा  
वास्तव के जी पेट्रोकेम लिमिटेड  
हस्ताक्षर / -  
गौरी शंकर कंदोई, अध्यक्ष सह पूर्णकालिक निदेशक  
DIN: 00120330


स्थान: जयपुर  
दिनांक: 09/11/2023

<b>KG PETROCHEM LIMITED</b>						
<b>CIN : L24117RJ1980PLC001999</b>						
Regd. Office - C-171, Road No. 91, VKI Area, Jaipur-302013, Rajasthan						
E-mail:- jprofile21@bhavik.biz; Website :- www.kgpetro.in, Phone :- 91-1441-2331231						
<b>सितम्बर 30, 2023 को समाप्त तिमाही और छमाही के लिए अलेखापरीक्षित एकल वित्तीय परिणाम</b>						
(रु. लाख में) प्रति शेयर आय को छोड़कर						
क्र. क्र.	विवरण	तिमाही समाप्त		छमाही समाप्त		वर्ष समाप्त
		30.09.2023 अलेखापरीक्षित	30.06.2023 अलेखापरीक्षित	30.09.2023 अलेखापरीक्षित	30.09.2023 अलेखापरीक्षित	31.03.2023 लेखापरीक्षित
1	कुल परिवर्तन आय	7,114.21	8,420.67	7,442.85	15,534.88	15,092.29
2	अयोग्य के लिए शुद्ध लाभ / (हानि) (कम असाधारण और/या असामान्य वस्तुओं को पहले)	(85.82)	(84.01)	223.76	(169.83)	901.06
3	अयोग्य के लिए कर के पहले शुद्ध लाभ / (हानि) (असाधारण और/या असामान्य वस्तुओं को बाद)	(85.82)	(84.01)	223.76	(169.83)	901.06
4	अयोग्य के लिए शुद्ध लाभ / (हानि) (कम असाधारण और/या असामान्य वस्तुओं को बाद)	(119.08)	(99.27)	123.46	(218.35)	562.11
5	अयोग्य के लिए शुद्ध आय	(581.53)	(99.27)	123.46	562.11	795.69
6	संभूता अंग पूँजी	581.53	581.53	581.53	581.53	581.53
7	निर्व्व (पूर्णस्वायत्त निर्व्व को छोड़कर)	-	-	-	-	12,314.89
8	आय प्रति शेयर (रु. 10/- प्रति का अधिक मुद्रा) मूल रूप से तल	(2.28)	(1.90)	2.36	(4.18)	10.77

**नोट:-** 1. उपरोक्त एकल वित्तीय परिणाम की ऑडिट समिति द्वारा समीक्षा की गई है और 9 नवंबर, 2023 को आयोजित उनकी संबंधित बैठक में कंपनी के निदेशक महोदय अनुमोदित किया गया है। 2. उपरोक्त विवरण सैदी (स्वीचिंग) ग्राइवल और प्रकटीकरण आधार) विनिमय, 2015 के विनिमय 33 के तहत स्टॉक क्रेडेंशियल में प्रस्तुत किया अलेखापरीक्षित तिमाही और छमाही वित्तीय परिणामों को विस्तृत प्राप्ति का सागर है। 3. वित्तीय परिणामों का सम्पूर्ण प्राप्ति स्टॉक एक्सचेंज की वेबसाइट [www.bseindia.com](http://www.bseindia.com) तथा कंपनी की वेबसाइट [www.kgpetro.in](http://www.kgpetro.in) पर उपलब्ध है।

**बोर्ड के आदेश द्वारा**  
**वारन्ट के जी पेट्रोकेम लिमिटेड**  
**हस्ताक्षर / -**  
**गौरी शंकर कंदोई, अध्यक्ष सह पूर्णांकालिक निदेशक**  
**DIN: 00120330**

**स्थान:** जयपुर  
**दिनांक:** 09/11/2023

<div>  <div> <div> <b>डायनमिक केबल्स लिमिटेड</b>  सरकारी मान्यता प्राप्त टू स्टार एक्सपोर्ट हाउस  <b>Powering the Growth</b> </div> </div> </div>						
30 सितम्बर, 2023 को समाप्त तिमाही और छमाही के अनअंकक्षित वित्तीय परिणामों का सार (रूपये लाख में)						
विवरण	समाप्त तिमाही		समाप्त छमाही		समाप्त वर्ष	
	30.09.23 (अन अंकक्षित)	30.06.23 (अन अंकक्षित)	30.09.22 (अन अंकक्षित)	30.09.23 (अन अंकक्षित)	30.09.22 (अन अंकक्षित)	31.03.23 (अन अंकक्षित)
1. संचालन से कुल आय	15,427.16	18,213.69	17,436.44	33,640.85	33,287.66	67,174.77
2. अवधि के लिए शुद्ध लाभ/(हानि), (कर, असाधारण और या असाधारण वस्तुओं से पहले)	723.16	1,495.17	995.56	2,218.33	1,954.10	4,175.35
3. अवधि के लिए कर से पहले शुद्ध लाभ/(हानि), (असाधारण और या असाधारण वस्तुओं के बाद)	723.16	1,495.17	995.56	2,218.33	1,954.10	4,175.35
4. अवधि के लिए कर से बाद शुद्ध लाभ/(हानि), (असाधारण और या असाधारण वस्तुओं से बाद)	508.93	1,138.45	722.03	1,647.38	1,439.28	3,101.35
5. अवधि के लिए कुल व्यापक आय (अवधि के लिए) (कर पश्चात) समावेशित लाभ/(हानि) और अन्य समावेशित आय (कर पश्चात)	509.33	1,128.13	725.89	1,637.47	1,432.24	3,091.04
6. समता अंश पूंजी	2,201.40	2,201.40	2,201.40	2,201.40	2,201.40	2,201.40
7. संरक्षित निधि (पुनर्मूल्यांकित संरक्षित निधि को छोड़कर) जैसा कि गत वर्ष की लेखापरीक्षित बैलेंस शीट में दर्शाया गया है	-	-	-	-	-	15,541.61
8. आय प्रति शेयर (₹.10/-प्रत्येक) (नियमित और अनियमित परिचालनों के लिए)						
1. मूल (रुपयों में)	2.31	5.17	3.28	7.48	6.54	14.09
2. तनुकृत (रुपयों में)	2.31	5.17	3.28	7.48	6.54	14.09


टिप्पणी:

- उपरोक्त वित्तीय परिणामों की लेखापरीक्षा समिति द्वारा समीक्षा की गई और 9 नवम्बर, 2023 को आयोजित संबंधित बैठक में निदेशक मंडल द्वारा अनुमोदित किया गया।
- कंपनी के वित्तीय परिणाम भारतीय लेखा मानकों (इंड एसएस) के अनुसार तैयार किए गए हैं, जैसा कि कंपनी अधिनियम, 2013 की धारा 133 सपडित कंपनीज (भारतीय लेखा मानक) नियम, 2015 के तहत अधिसूचित किया गया है।
- उपरोक्त 30.09.2023 को समाप्त तिमाही और छमाही के वित्तीय परिणामों का सार विस्तृत प्रारूप में सेबी (सूचीबद्धता दायित्व और प्रकटीकरण आवश्यकताएँ) विनियम, 2015 के विनियमन 33 की अनुपालना में स्टॉक एक्सचेंज को दाखिल किया गया है। वित्तीय परिणामों का पूर्ण प्रारूप स्टॉक एक्सचेंज की वेबसाइट [www.bseindia.com](http://www.bseindia.com), [www.nseindia.com](http://www.nseindia.com) और कंपनी की [www.dynamiccables.co.in](http://www.dynamiccables.co.in) वेबसाइट पर उपलब्ध है।


निदेशक मण्डल के आदेशानुसार  
डायनमिक केबल्स लिमिटेड

स्थान: जयपुर  
दिनांक: 9 नवम्बर, 2023  
CIN: L31300RJ2007PLC024139  
Regd. Office & Unit-1: F-260, Road No.13, VKI Area, Jaipur-302013 (INDIA)

आशीष मंगल  
प्रबन्ध निदेशक  
DIN 00432213


**RSWM Limited**  
an LNU Bhilwara Group Company

# RSWM Limited


**PROUD TO BE INDIAN**  
**PRIVILEGED TO BE GLOBAL**

## UNAUDITED FINANCIAL RESULTS FOR THE QUARTER AND HALF YEAR ENDED SEPTEMBER 30, 2023

(₹ in Crore)

Particulars	STANDALONE						CONSOLIDATED					
	Quarter Ended			Half Year Ended		Financial Year Ended	Quarter Ended			Half Year Ended		Financial Year Ended
	September 30, 2023	June 30, 2023	September 30, 2022	September 30, 2023	September 30, 2022	March 31, 2023	September 30, 2023	June 30, 2023	September 30, 2022	September 30, 2023	September 30, 2022	March 31, 2023
	Unaudited	Unaudited	Unaudited	Unaudited	Unaudited	Audited	Unaudited	Unaudited	Unaudited	Unaudited	Unaudited	Audited
Total Income from Operations *	1,016.58	910.84	963.27	1,927.42	2,018.41	3,880.34	1,016.58	911.52	963.27	1,928.10	2,018.41	3,880.34
Net Profit/(Loss) for the period (before Tax, Exceptional items & Share of profit/loss of Associates)	(22.37)	(28.01)	28.35	(50.38)	123.12	138.28	(22.42)	(29.87)	28.35	(52.29)	123.12	138.28
Net Profit/(Loss) for the period (before Tax, Share of profit/loss of Associates & after Exceptional items)	(22.37)	(28.01)	28.35	(50.38)	123.12	138.28	(22.42)	(29.87)	28.35	(52.29)	123.12	138.28
Net Profit/(Loss) for the period after Tax (after Exceptional items & Share of profit/loss of Associates)	(14.67)	(17.94)	13.74	(32.62)	80.99	109.61	(9.18)	(13.44)	20.13	(22.63)	91.49	122.85
Total Comprehensive Income for the period [Comprising Profit/(Loss) for the period (after Tax) and Other Comprehensive Income (after Tax)]	(11.55)	5.01	15.17	(6.56)	69.16	96.48	(6.07)	9.51	21.56	3.43	79.66	109.68
Equity Share Capital	47.10	47.10	23.55	47.10	23.55	47.10	47.10	47.10	23.55	47.10	23.55	47.10
Reserves (excluding Revaluation Reserve) as shown in the Audited Balance Sheet of the previous year						1,221.32						1,269.89
Earning Per Share (of ₹10/- each) (for continuing and discontinued operations)												
Basic (₹)	(3.12)	(3.81)	3.74 #	(6.92)	22.03 #	28.13	(1.95)	(2.85)	5.48 #	(4.80)	24.89 #	31.52
Diluted (₹)	(3.12)	(3.81)	3.74 #	(6.92)	22.03 #	28.13	(1.95)	(2.85)	5.48 #	(4.80)	24.89 #	31.52

\*Total income from operations represents revenue from operations and other income.

# Restated

### Notes:

- The Other Comprehensive Income/Loss (OCI/OCL) that will not be reclassified to profit or loss in the Statement of Profit and Loss, includes unrealized gain on fair valuation of equity investments amounting to ₹ 25.78 Crore (Corresponding previous year loss of ₹ 9.99 Crore).
- The Company has completed acquisition of 100% equity stake in M/s BG Wind Power Limited (BGWPL) on 6th April 2023 for ₹5 Crores, accordingly BGWPL has become a wholly-owned subsidiary of the Company. The purchase price allocation has been accounted for during the quarter September, 2023.
- The above financial results have been reviewed by the Audit Committee and subsequently approved and taken on record by the Board of Directors at its meeting held on 9th November, 2023. The Limited Review for the quarter and half year ended September 30, 2023 results as required under Regulation 33 of SEBI (Listing Obligations and Disclosure Requirements) Regulations, 2015 has been carried out by the Statutory Auditors.

By Order of the Board

For **RSWM Limited**

Sd/-

**Riju Jhunjhunwala**

Chairman & Managing Director and CEO

DIN : 00061060

Place : Noida (U.P.)

Date : November 09, 2023

CIN : L17115RJ1960PLC008216

**Registered Office:** Kharigram, P.O. Gulabpura, Distt. Bhilwara, Rajasthan - 311021, Phone: +91-1483-223144 to 223150, Fax: +91-1483-223361, 223479

**Corporate Office:** Bhilwara Towers, A-12, Sector - 1, Noida - 201 301 (U.P)

Phone: +91-120-4390300 (EPABX), Fax: +91-120-4277841; E-mail: rswm.investor@lnjbhilwara.com; Website: www.rswm.in