

MARG Projects and Infrastructure Limited

14th August, 2018

THE BOMBAY STOCK EXCHANGE LIMITED
DEPT OF CORPORATE SERVICES
PHIROZE JEEJEEBHOY TOWERS,
DALAL STREET
MUMBAI – 400 001

Scrip Code: 513648 – MARG Projects and Infrastructure Limited

Sub: Outcome of the Board Meeting held on 14th August, 2017


Dear Sir/Madam,


This is further to our letter dated 9th August, 2018 informing you that the meeting of the Board of Directors of the Company held on 14th August, 2018 has approved the Un-audited Financial Results of the Company for the first quarter ended 30th June, 2018 along with Limited Review Report of the Auditors thereon.


Kindly take it on record.

Thanking You,

Yours truly
For MARG Projects and Infrastructure Limited


G Srinivasa Reddy
Director
DIN: 01356350







MARG Projects and Infrastructure Limited

Unaudited Financial Results for the Quarter Ended 30th June 2018

S No	Particulars	3 Months Ended		Year Ended	
		30-Jun-18	31-Mar-18	30-Jun-17	31-Mar-18
		Un Audited	Audited	Un Audited	Audited
1	Income from Operations				
	a. Net Income from Operations	-	-	-	-
	b. Other Operating Income	-	-	-	-
	Total Income from Operations (Net)	-	-	-	-
2	Expenses				
	a. Cost of Operations	-	-	-	-
	b. Employee Benefits Expenses	-	-	-	-
	c. Depreciation and Amortisation Expenses	4.33	5.89	5.89	23.56
	d. Other Expenses	0.62	3.75	3.54	10.19
	Total Expenses	4.95	9.64	9.43	33.75
3	Profit / (Loss) from Operations before Other Income, Finance Costs and Exceptional Items (1-2)	(4.95)	(9.64)	(9.43)	(33.75)
4	Other Income	-	-	-	-
5	Profit / (Loss) from ordinary activities before Finance Costs and Exceptional Items (3+4)	(4.95)	(9.64)	(9.43)	(33.75)
6	Finance Costs	(0.02)	0.01	-	0.01
7	Profit / (Loss) from Ordinary activities after Finance Costs but before Exceptional Items (5-6)	(4.93)	(9.65)	(9.43)	(33.76)
8	Exceptional Items	-	-	-	-
9	Profit / (Loss) from Ordinary Activities before Tax (7-8)	(4.93)	(9.65)	(9.43)	(33.76)
10	Tax Expenses	0.10	(0.33)	(0.33)	(1.33)
11	Net Profit / (Loss) from Ordinary Activities after Tax (9-10)	(5.03)	(9.32)	(9.10)	(32.43)
12	Extraordinary Items (Net of Tax)	-	-	-	-
13	Net Profit / (Loss) for the Period (14-15)	(5.03)	(9.32)	(9.10)	(32.43)
14	Paid up Equity Share Capital (Face value per Equity Share Rs. 10 Each)	544.50	544.50	544.50	544.50
15	Reserves excluding revaluation reserves	1,111.89	1,116.94	1,140.26	1,116.94
16	Earnings per Share				
	a. Basic, not annualised (Rs)	(0.09)	(0.17)	(0.17)	(0.60)
	b. Diluted, not annualised (Rs)	(0.09)	(0.17)	(0.17)	(0.60)
Notes:					
1	The above results were reviewed by the Audit Committee was approved and taken on record by the Board of Directors along with Limited Review Report of Auditors at their meeting held on 14 th Aug 2018 and approved for publication.				
2	Previous period's figures are regrouped/rearranged wherever necessary.				
3	Earnings per Share (EPS) is calculated using Weighted Average Method.				
4	All the figures of income, expenditure and net profit after tax for the period are from one reportable segment.				
5	Company has carried out the assessment of impairment of assets and there is no impairment of assets as defined in Accounting Standard - 28 and hence no provision is required to be made.				

For MARG Projects and Infrastructure Limited


G Srinivasa Reddy
Director



Place : Chennai
Date : 14th Aug 2018