



**SVP GLOBAL VENTURES LIMITED**

97, Maker Tower 'F'  
Cuffe Parade, Mumbai - 400 005.  
Tel.: 4029 0011 Fax: 4029 0033  
Email: contact@pittie.com  
Website: www.svpglobal.co.in  
CIN: L17290MH1982PLC026358

Date: October 8, 2020

To,  
The General Manager,  
Department of Corporate Services,  
BSE Limited,  
Phiroze Jeejeebhoy Towers,  
Dalai Street,  
Fort Mumbai - 400 001

Sub. : -Investor Presentation

**Ref: Scrip Code: 505590**

Dear Sir/ Madam,

In addition to presentation updated on 17<sup>th</sup> September 2020, please find enclosed herewith SVP Global Ventures Limited Investor Presentation as required under Regulation 30 of SEBI (Listing Obligations & Disclosure Requirements) Regulations, 2015.

This is for your information and records.

Thanking you,

Yours faithfully,  
For SVP Global Ventures Limited

Chirag Pittie  
DIN: 00117368  
Director

Encl: As stated



# SVP Global Ventures Ltd.

INVESTOR PRESENTATION OCTOBER 2020

**1 At a Glance**

**2 Company Overview**

**3 Industry Overview**

**4 Financial Overview**



# Company at a Glance



One of the **largest Indian manufacturer** of compact cotton yarn in the World with operations in India and Oman

Over 200 years of combined **experience of promoters & management**

State-of-the-Art manufacturing units with **latest technology** from India and Europe

Efficient raw material procurement and **well-established distribution network** for sale in domestic and export markets

Group **Vision to become a world leading fully integrated Textile Company** manufacturing yarn, fabric and end user garments

**FY2020**

**OPERATING INCOME**  
INR 14,098 Mn

**EBITDA**  
INR 2,328 Mn

**PAT**  
INR 511 Mn

# Strengths and USPs

**State of Art infrastructure equipped with latest and most modern technology currently available from Blow Room to winding, which is exclusive.**

**World Class Laboratory for Quality control using technologies from Europe**

**Manufacturing high quality, value-added, high margin Compact Cotton Yarn**

**Logistic efficiencies through excellent road, rail and air connectivity to cotton & yarn hubs in India and furthermore good port connectivity in Oman for export markets**

**Cotton Yarn Sales offtake agreements in place**

**Optimised raw material procurement**

**Cost efficiencies in manpower and power cost through operations in India and Oman**

**Lower borrowing costs in India and Oman, through government interest subsidies**

**Income Tax exemption in Oman for up to 25 years**

**Registered as Organic, BCI, Oekotex, Fairtrade**


**Green Project with no smoke, effluent or wastage; safe and clean working environment**

**1** At a Glance

**2** Company Overview

**3** Industry Overview

**4** Financial Overview



# Company Overview

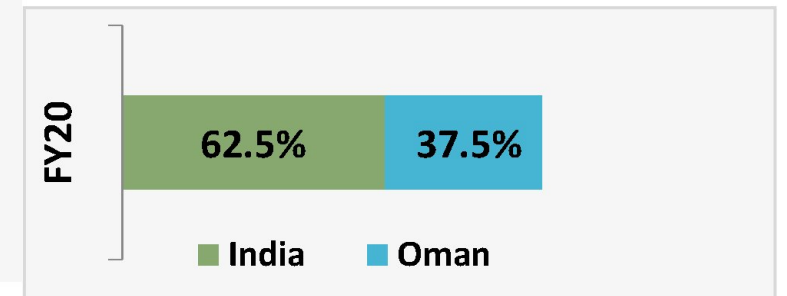
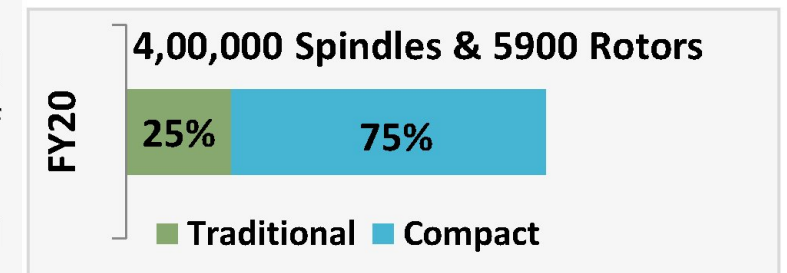
One of the largest and fastest growing players in the value added higher margin compact yarn business.

- Aggregate manufacturing capacity of 400,000 Spindles and 5,900 Rotors located in India and Oman, manufacturing cotton combed compact yarn, blended yarn and open-end yarn. Ongoing expansions in Oman for additional 150,000 Spindles and 3,500 Rotors for manufacturing Cotton Yarn.
- One of leading Indian manufacturer of high margin compact cotton yarn, which is of highest quality with better smoothness, high lustre, better abrasion fastness, low hairiness, higher tenacity and elongation at break, smaller mass irregularity.
- Professionally managed company led by dynamic promoter Mr. Chirag Pittie and backed by a professional and experienced management team with 200+ years of combined experience in the Textile business.
- Latest technology and automation, which are exclusive and no other spinning mill has at present.
- Efficient procurement system for sourcing superior quality raw material for manufacturing higher quality yarns; well established sales distribution network in domestic and export markets. Exporting to China, Bangladesh, Pakistan, Vietnam, Portugal, Turkey etc.

Product Portfolio	
Compact Cotton Yarn	Blended Yarn
Open End Yarn	Cotton Yarn

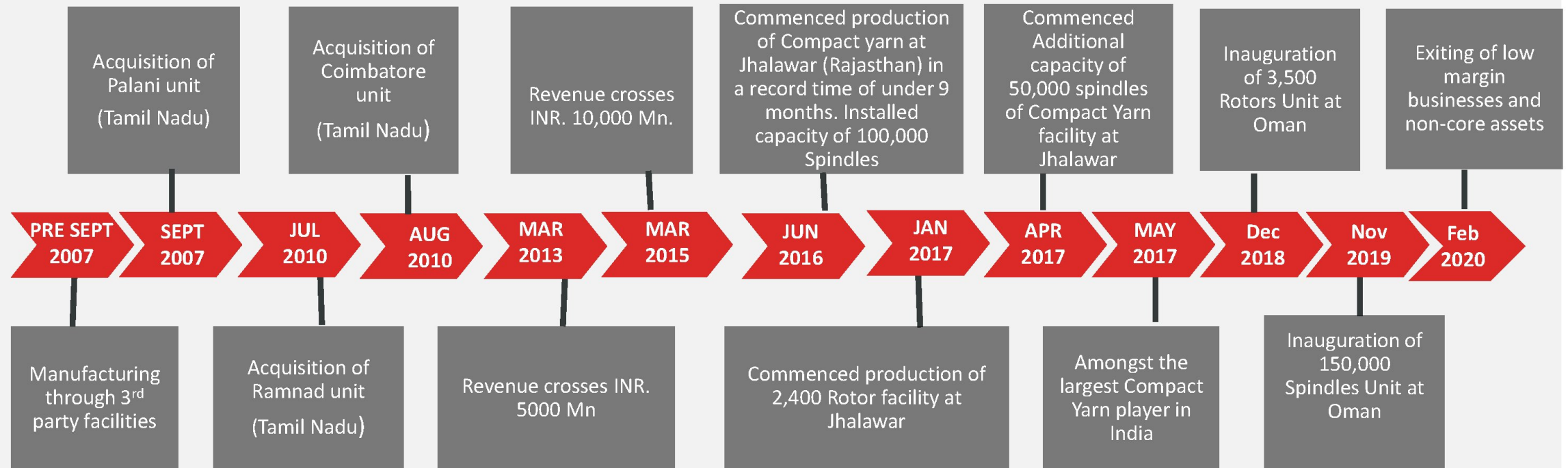
  

Installed Capacity	
--------------------	--



# Key Milestones

From being a trader and manufacturer of traditional yarns, SVP has successfully transformed itself into one of the leading players in the high value Compact yarn business.





# Management Team

Well Experienced  
Management Team



## MR. CHIRAG PITTIE (Director)

- Mr. Chirag Pittie has a BSBA degree in Finance and Management from Boston University, USA. Young, enterprising & only 38 years of age, he has set the foundation for establishing the group as a major business house. He is supported by a strong & well experienced professional management team. He has the vision of converting the close family held business into a leading public company delivering superior returns to shareholders.



### Mr Praveen Shelley Director

Certified Administrator from Michigan, USA. Possess a rich experience of more than 30 years & well versed in marketing, public relations, partnership building and product management.



### Mr. Narender Kumar Panwar, CEO Sohar Projects

Textile Technologist with an MBA, with an experience of over 40 years in the textile sector. He has worked with reputed organizations in India & abroad. He has the versatile experience to make Green Fields to commercial production, with optimum productivity and desired quality of Yarn.



### Mr. Ravindra V Chitale Chief Operating Officer

Bachelor of Science with more than 46 years of experience in Cotton and Synthetic spinning. He has vast experience in Export oriented and latest cotton spinning units at senior level since last 30 years. He has also handled overseas assignment for 2 years for execution of new cotton spinning unit in record time. Complete project was handled independently under his guidance.



### Mr. Diwakara Rao Chief Financial Officer

M.com, CAIIB with more than 30 years of experience in Banking at various levels. Well versed in Banking Rules, Procedures, Policies and Guidelines.



### Ms. Neelima Vyas Director – Corp Affairs, B&F

Master of Science from International Maritime Organization, the apex arm of the United Nations. Degree in Transport and Logistics - Netherlands 14+ years in senior decision positions in Management and Corporate roles as Chief Operating Officer, Head Finance and Strategy, Director, Vice President.



### Mr. Prakash Saraogi EVP Finance

MFM with over 20 yrs of professional experience in Investment Banking and Corporate Finance in various diversified industrial sectors including Textiles. Has previously led the Corp Advisory transaction in Bank Dhofar, Oman & IDBI Caps, India

# Management Team



**Mr. Narendra Jain**  
**Vice President**  
**Finance**

Having more than 22 years experience in the field of Finance, Accounts, MIS & Budgeting. He has worked with various reputed companies like Maral Overseas Ltd, Welspun Group and LNJ Bhilwara.




**Mr. Prashant Pillai**  
**VP Marketing**

MBA with more than 20 years experience in textile Marketing and Export activities. Having worked with companies like Gujarat Ambuja Exports Limited and Century Textiles and Industries Limited.



**Mr. V.K. Chaudhary**  
**Vice President -**  
**Operations**

Has more than 38 years of experience in companies like Bhilwara Spinners, RSWM, Maral Overseas(LNJ group), Cheema Spintex. Expertise in Production, Maintenance, Quality and Team Management



**Mr. Yaqoub Al Mamari**  
**Sr VP – Corp. Affairs**

Diploma in Business Management & leadership, MBA Corporate communications; Good networking and public relations, exp in banking sector, procurement management in telecom, 22+ Years of Experience.



**Mr. Amit Maheshwari**  
**VP – Finance & Banking**

MBA and CA with over 15 years of versatile experience in Investment Banking, Corp. Finance, Advisory, Due diligence and execution. Successfully executed deals cumulating USD 6+ billion in Equity & Debt. Earlier, he has worked in top investment banks in India and Oman .



**Mr. D.P. Sharma**  
**Chief Engineer**

Having more than 28 years of experience in Electrical Engineering Field. He has worked in companies like Vardhaman Industrial, Nahar Industrial Enterprises, Ginni Filaments Limited etc.

# Management Team



**Mr. Jayaram J-  
DGM -  
Production**

Diploma in Textile Technology with more than 24 years of experience, 8 years as Assistant General Manager, Technical in Spinning Production.



**Mr. Anil Lath  
General Manger  
Purchase**

Having more than 34 years of experience and worked with Companies like Orient Syntex Yawatmal Maharashtra, Ginni Textile Ltd. Silvassa, Welspun India Ltd. Vapi and Maharaja Shree Ummaid Mill, Pali Rajasthan.



**Mr. Sanjay  
Upadhyay  
General Manager  
- Commercial**

Having more than 30 years of experience in Companies like Nalwa Steel and Power Limited (Group Company of M/s Jindal Steel & Power Ltd.), Maral Overseas Ltd.(LNJB Group) and Tata Exports Ltd. (Unit of TATA International).



**Mr. Iqbal Singh  
Dhillon –  
General  
Manager**

Diploma in Textile Technology with more than 25 years of experience in reputed mills like Vardhman Group, Birla Group, Ispat Group, etc.



**Mr. Sarweshwar  
Biyani – VP  
Finance**

Chartered Accountant, equipped with skills like Financial Management and Planning, Financial Projections, Financial Analysis, Reporting and Advisory, Banking & Finance, Accounting, IFRS & Cost, Taxation. Worked with Coca Cola, WJ Towell, Jawad Sultan. Total Experience 14+ Years.



**Mr. Shivakumar  
Pogul - DGM -  
Maintenance**

Diploma in Textile Technology with more than 24 years of experience in Production operations maintenance and quality activities in the Spinning department in Textile Industry.

# Management Team




**Mr. Gurudayal Baretha - Assistant General Manager - Production**

Diploma in Textile Technology with more than 12 years of experience in companies like Vardhaman group, Nahar (Group of Oswal), SEL manufacturing company Pvt. Ltd. Governs factory operations and ensure the highest level productivity.



**Mr. Santosh Kumar Sinha – Vice President Operations**

He has more than 25 years experience in mills like Jayshree Textiles, Surlata Spinning Mills, Punjab Fiber etc.



**Mr. Surendra Singh – Senior Manager – SQC**

A Diploma holder in Textile Technology with more than 16 years of experience in mills like Nahar (Group of Oswal), SEL manufacturing company Pvt. Ltd.



**Mr. Rajpal Singh Shekhawat – Vice President – HR & Projects**

Has more than 15 years of experience in Administrative, HR and Project works.



**Mr. Ravikant Prajapati – Manager Engineering**

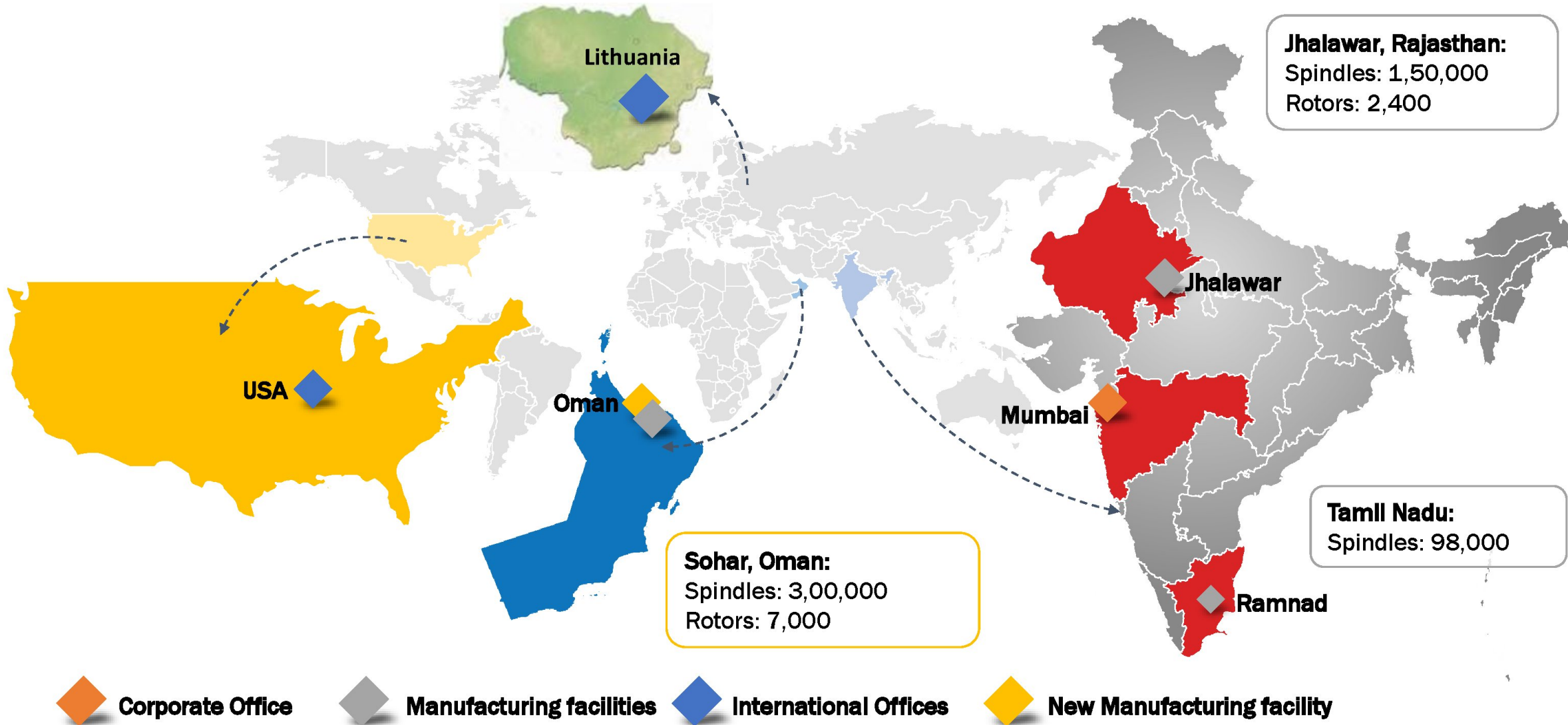
MBA in Project Management and BE in ECE. With a total experience of 10 years with companies like MSUM Ltd., RSWM and Pratibha Syntax Ltd., efficiently managing Operations and Project of engineering.



**Mr. Nitish Bhardwaj - Electrical Engineer**

A degree holder in B. Tech. (Electrical) from Rajasthan Technical University, Kota. Positioned as Electrical Engineer having an experience of more than 3 years and is incharge of Project, Erection and Commissioning of Electrical Utility in SVP Group, Jhalawar.

# Geographical Footprint



# Indian Manufacturing Facility



Installed capacity of 1,50,000 spindles and 2,400 rotors commissioned in a record time of 9 months in Rajasthan; Commenced commercial production in 2017. Tamil Nadu having Installed Capacity of 98,000 spindles



Manufactures high quality Compact Yarn (Count range 20 to 60) and Open End Yarn in Rajasthan and blended Yarn (high quality) with Count range 20 to 60 in Tamil Nadu



Workforce of more than 2,000 employees.

## State-of-the-Art Infrastructure:

- Land area of 60 acres in Rajasthan and more than 23 acres in Tamil Nadu.
- Equipped with the most modern technology from Blow Room to Winding. Plant & machinery sourced from RIETER (Switzerland), ELECTRO-JET (Spain), LMW (India) and SCHLAFHORST (Germany).
- World Class Laboratory for Quality control using USTER (Switzerland) equipments.
- Consistency in yarn quality monitored by LOEPFE (Switzerland).
- Two dedicated 33 kV feeder line with an option to switch over in case of power interruption.
- Zero effluents/ Zero smoke.

Actual Images of Jhalawar Plant:

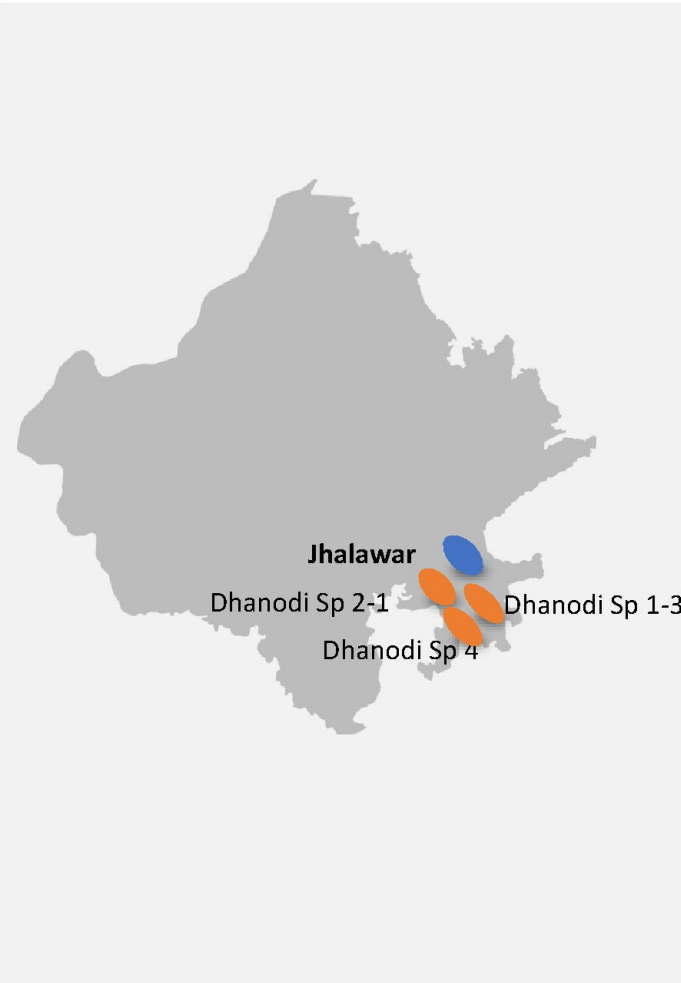


# Strategic Advantages Of Rajasthan

## Excellent Connectivity

- 5 km from city centre
- By Air: 12 km from Jhalawar Airstrip
- By Rail: 2 km from Jhalawar Railway Station
- By Road: Kota - 90 km; Indore - 220 km; Bhopal - 220 km; Jaipur - 340 km
- Proximity to cotton & yarn hubs in Rajasthan, Madhya Pradesh, Maharashtra & Gujarat.
- Easy availability of skilled manpower
- Enables retaining senior level talent
- Access to all utilities/ facilities of cities

RAJASTHAN'



## Customized package for SVP Group

TUF Interest Subsidy - 2%\*

State Interest Subsidy - 6% + 3%

Power Benefit - 100% Electricity Duty Rebate

**Effective interest cost of only 1-3%  
Subsidies and Power Benefits to  
significantly boost profitability**

**Highest interest subsidy in India,  
Central location**

*Note: \* Available for 1,00,000 spindles unit*

**Significant increase in Top-line with Robust, Sustainable Profitability and Superior Return Ratios**

# Oman Manufacturing Facility

ShriVallabh Pittie Group (SVP) is establishing a new \$300-million plant in Sohar Freezone to manufacture a wide range of cotton yarn. The Phase 1 (\$150-million) has already started.



Cotton Yarn Rotors Unit (Phase-I) in Oman was inaugurated by His Highness Sayyid Taimur Bin Assad Bin Tariq Al Said on December 13, 2018.

- Commenced commercial production on 3,500 Rotors (Unit 1) in December 2018 and on 150,000 Spindles (Unit 2) in October 2019 at project cost of USD 150 million.
- Proposed doubling of existing capacity during FY 2021-22 at a project outlay of USD 150 million.
- Raw material procurement and Sales offtake (next 2-3 years) in place.
- Logistic and operational efficiencies arising out of operation from Sohar Free Zone.
- Low power cost, Free Trade Agreements of Oman with USA, Tax free Zone
- Equipped with latest automation and technology
- Low cost Borrowings
- Trained and Employed more than 1000 Omanis
- Access to markets that are not accessible from India due to trade barriers and political relations i.e. Turkey, Pakistan, etc.



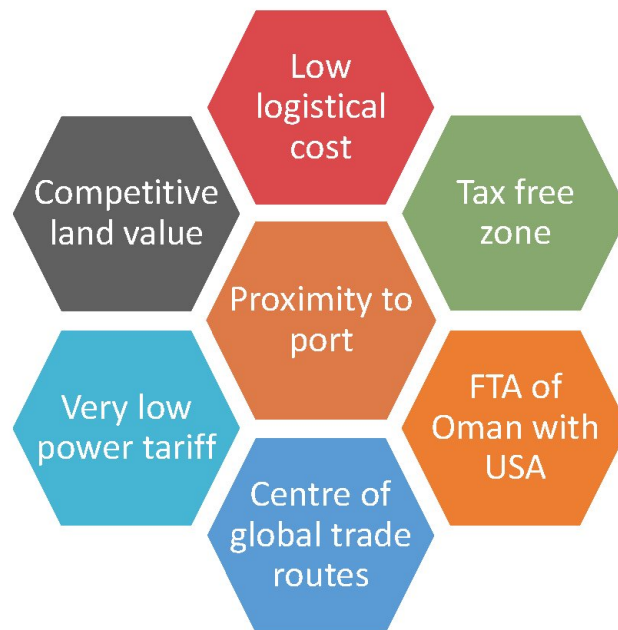
Cotton Yarn Spindles Unit (Phase -1) in Oman was inaugurated by His Excellency Sheikh Abdullah Bin Nasser Al Bakri, Minister of Manpower, Sultanate of Oman on November 20, 2019.

The Technical Economic Viability (TEV) for the Oman Project has been confirmed by ITCOT Consultancy and the assumptions were further vetted by PwC



# Oman Expansion

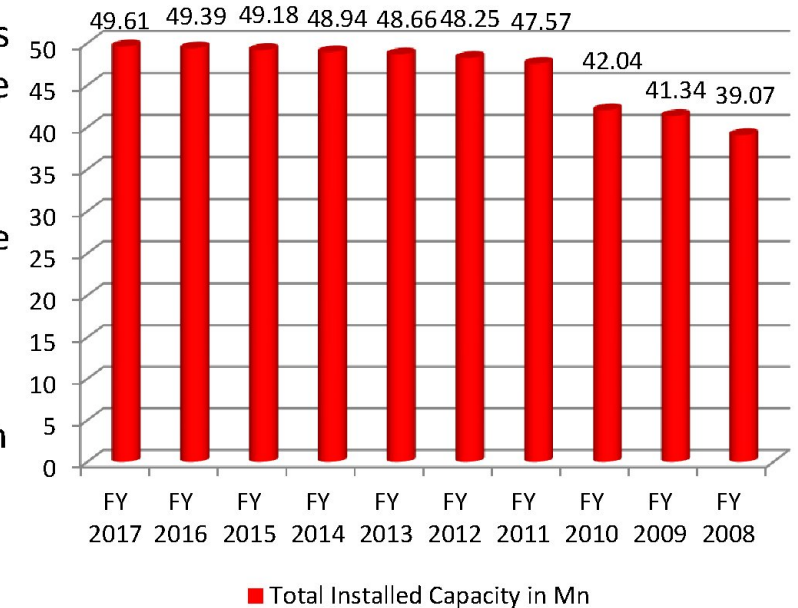
Particulars	Phase – I (Existing)	Phase – II (Proposed)
Capacity	1,50,000 Spindles & 3,500 Rotors	1,50,000 Spindles & 3,500 Rotors
Project Cost	\$ 150Mn	\$ 150Mn



- First major Cotton Spinning Unit in GCC Region; will promote development of Textile cluster in Oman. Promote social and economic development.
- Allocated 27 hectares land by SFZ for a period of 25 years (renewable) for the Project; Power and water availability.
- Phase 1 operational; currently exporting to China, Bangladesh, Pakistan, Turkey, Egypt, Germany, Vietnam, Portugal, etc.
- Ginned natural cotton procurement from India, China, USA, Australia, Africa etc.; Sales to China, Bangladesh, Pakistan, Vietnam, etc.
- Sales offtake in place for Yarn sales for next 2-3 years.
- Direct employment opportunity for more than 1,700 people.
- Green Project with no smoke, effluent or wastage; safe and clean working environment

- India has around 50 million Spindles capacity out of which around 98% capacity is older than 5 years. Further, around 80% capacity is older than 10 years.
- SVP Global yarn manufacturing capacities is one of the latest and the most technologically advanced on the block among its competitors. The Company's Rajasthan plant (India) commenced commercial operation in 2017 while Sohar Free Zone (Oman) plant recently started operations in October 2019
- Automation and Technology which is exclusive and none of the spinning mills have like below:
  - **Spin Connect:** Allows Controlling of every single machine from computer.
  - **Linkconer:** Has features like CAM and CAP to identify rogue spindles. **CAP** - Controls yarn layering without changing drum speed. **CAM** – The system allows a metering high precision repetitively therefore reducing the yarn waste up to three times.
  - **Loepfe Clearer:** Has additional features like Lab Pack, Polypropylene sensor and Mill Master on every drum. **Lab Pack** - Complete Monitoring done, helps in delivering constant quality and reduces the cost. **Polypropylene Sensor** - Provides maximum cleaning efficiency. **Mill Master** – Delivers online data in real time

## Aggregate Spindles Capacity in India (in Mn)



## MULTIFOLD GROWTH IN REVENUES



- Completed Phase 1 capacity enhancement in Oman and commenced commercial production during FY 2019-2020. Proposing doubling of existing Oman capacity. This would significantly improve revenues moving forward.
- With Oman expansion, the company will reach out to new horizons and have wider network globally.

## MARGIN EXPANSION



- Expansion into high-value compact yarn product segment.
- State of the art plant, latest machines, automation and technology to lead to better productivity and margins throughout.

## EXITED LOW MARGIN AND NON-CORE VERTICALS



- Exited low margin trading business and non-core verticals.

# Strategic Future Outlook

## Growth Ready

- One of leading manufacturer of compact cotton yarn with aggregate capacity of 400,000 Spindles and 5,900 Rotors. Further, 150,000 Spindles and 3,500 Rotors capacity proposed in Oman.
- State-of-Art textile units using latest technology for better operational efficiency and throughput.
- Strategic location in various geographies for better access to regional and global markets.

## Value Added Products to drive growth

- Compact yarn facilities to boost exports, yield higher realization and alter product-mix in favour of higher margin business.
- Strategy to focus on value added products and exports to drive strong top-line growth and lead to a steady and improved margin profile in the long term.

## Various incentives to boost profitability

- Company enjoys customized incentives received from the Rajasthan Government which includes VAT benefits, power tariff reductions which along with premium products, lower wastage, and higher operating efficiency significantly boosts the profitability.
- Unit in Oman enjoys various operational and logistic efficiencies including land availability, lower power costs, port infrastructure and accessibility, FTAs, low cost of capital, tax exemptions

## Favourable Industry Dynamics

- India has world's 2nd largest spinning capacity and 30-35% of cotton yarn production is exported with exports having grown at a strong 15% CAGR over last 4 years.

**1** At a Glance

**2** Company Overview

**3** Industry Overview

**4** Financial Overview



# Yarn Industry – India

The Indian Textile industry estimated  
**~USD 223 billion by 2021**

Contribution to

GDP  
**2%**

Industrial  
production  
**14%**

Export earnings  
**15%**

Labour-intensive industry  
Employs **45 million people**  
(both directly and indirectly), second largest after agriculture)

Robust growth in demand from the domestic market will be the key growth avenue for the Textile industry.

Total production consumed domestically  
**~65%**

## Exports in FY19

Textile and apparel exports from India is expected to increase to US\$ 82 billion by 2021 from US\$ 38.70 billion.

Source: (IBEF) India brand equity Foundation.

# Yarn Industry – Global



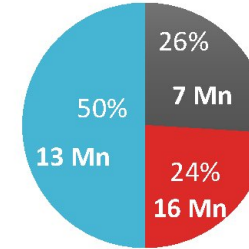
- The Global market for textile Fibers is projected to reach **124.6 million tons by 2022**, driven by the development and launch of innovative blends of textile fibers & yarns, expanding applications and rising demand in emerging countries.
- China & India are the largest Cotton yarn producers in the World.

**Global capacity**  
250 million spindles



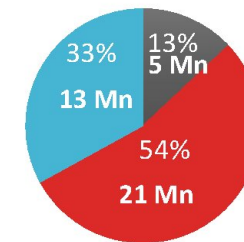
■ India ■ China ■ RoW

**Global Cotton production**  
26 Mn Tonnes



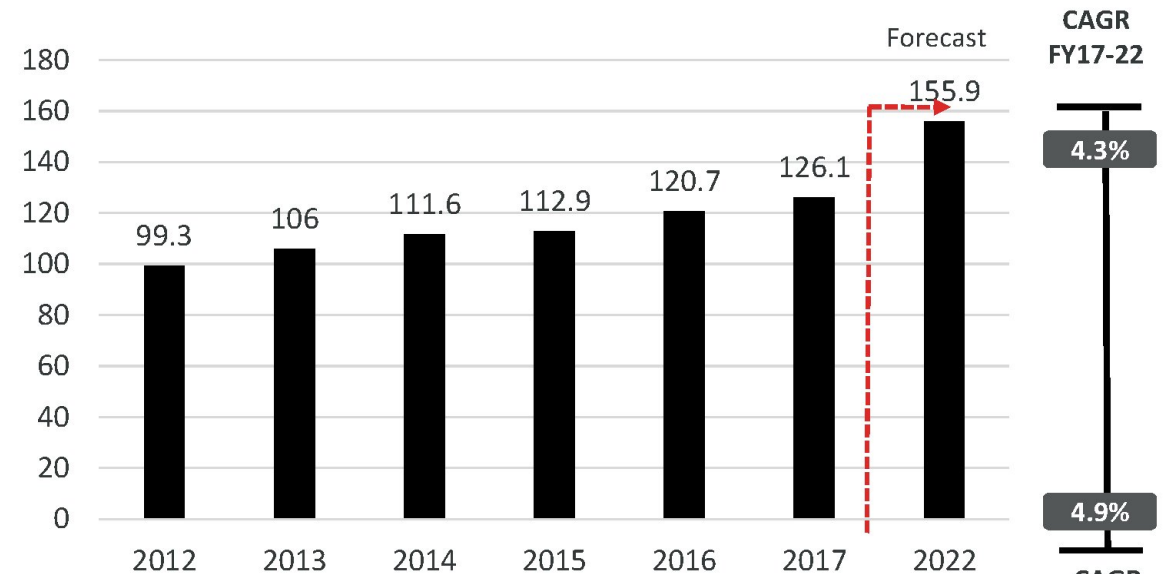
■ India ■ China ■ RoW

**Global Yarn Production**  
39 Mn Tonnes



■ India ■ China ■ RoW

**Global Yarn Market USD billion, FY12-22**

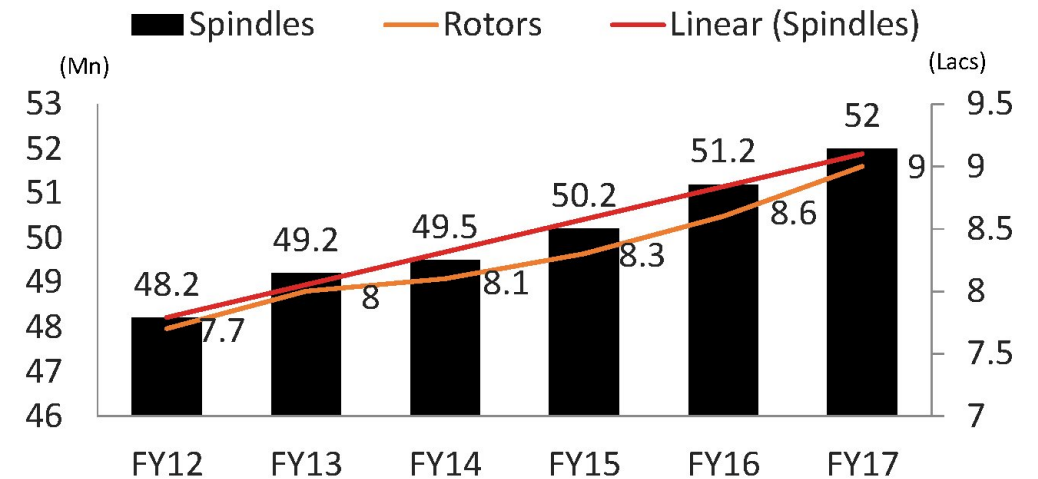


Source: WTO, International Textile Outlook, Fiber organ and Internal Studies, Vardhman Textile.

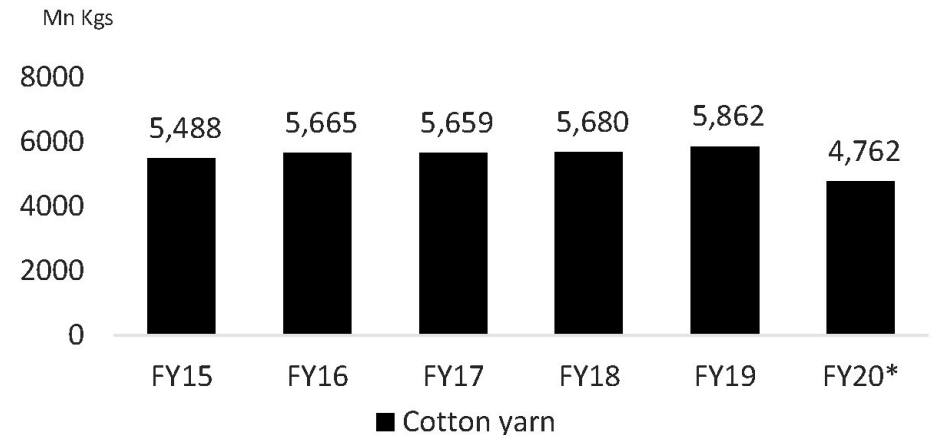
# Yarn Industry – India

- The size of India’s textile market as of November 2017 was around US\$ 150 billion, which is expected to touch US\$ 223 billion market by 2021, growing at a CAGR of 10.14 per cent between 2009-2021.
- Cotton production in India is estimated to have reached 32.3 million bales in FY20.
- Spinning is the first process in the cotton value chain that adds value to cotton by converting ginned cotton into cotton yarn.
- India has world’s 2nd largest Spinning capacity after China: ~52 mn Spindles and 0.9 mn Open-End Rotors as on FY2017.
- Production of yarn grew to 5,680 million Kgs in FY18 from 4,712 million Kgs in FY11, implying a CAGR of 2.69 per cent.
- Production of yarn grew to 5,862 million kgs in FY19 from 5,665 million kgs in FY16.
- India’s textile and apparel export stood at US\$ 38.70 billion in FY19 and is expected to increase to US\$ 82.00 billion by 2021 from US\$ 22.95 billion in FY20 (till November 2019).
- Over the past 5 years, the Indian cotton yarn production has risen steadily. The growth in production is largely driven by increasing export volumes and steady domestic consumption.
- Indian Spinning sector is highly advanced and competent globally in terms of Price, Quality and Standards.

Spindle/ Rotor Capacity addition



Yarn Production trend



\* Provisional figures up to January 2020

Source: (IBEF) India brand equity Foundation, Care rating Industry Report, Texprocil council, and Ministry of Textiles, TSS India.



# Compact Yarn - Top 10 Compact Yarn Players in India

Sr. No	Group	No. of Spindles (Capacity)		Sr. No	Group	No. of Spindles (Capacity)
Existing Scenario				Post Expansion Scenario		
1	Shanmugaavel Group	5,00,000	→	1	Shanmugaavel Group	5,00,000
2	Welspun Group	3,05,000		2	<b>Shri Vallabh Pittie Group</b>	<b>4,50,000</b>
3	<b>Shri Vallabh Pittie Group</b>	<b>3,00,000</b>		3	Welspun Group	3,05,000
4	Trident Group	2,75,000		4	Trident Group	2,75,000
5	Vardhaman Group	2,40,000		5	Vardhaman Group	2,40,000
6	KPR Group	1,80,000		6	KPR Group	1,80,000
7	Ambika Cotton Mills	1,25,000		7	Ambika Cotton Mills	1,25,000
8	SEL Group	1,25,000		8	SEL Group	1,25,000
9	Nahar Group	1,25,000		9	Nahar Group	1,25,000
<b>TOTAL</b>		<b>20,25,000</b>			<b>TOTAL</b>	
		<b>20,25,000</b>				<b>23,25,000</b>

Source: The Federation of Indian Chambers of Commerce and Industry (FICCI) and Indian textile journal.

**1** At a Glance

**2** Company Overview

**3** Industry Overview

**4** Financial Overview

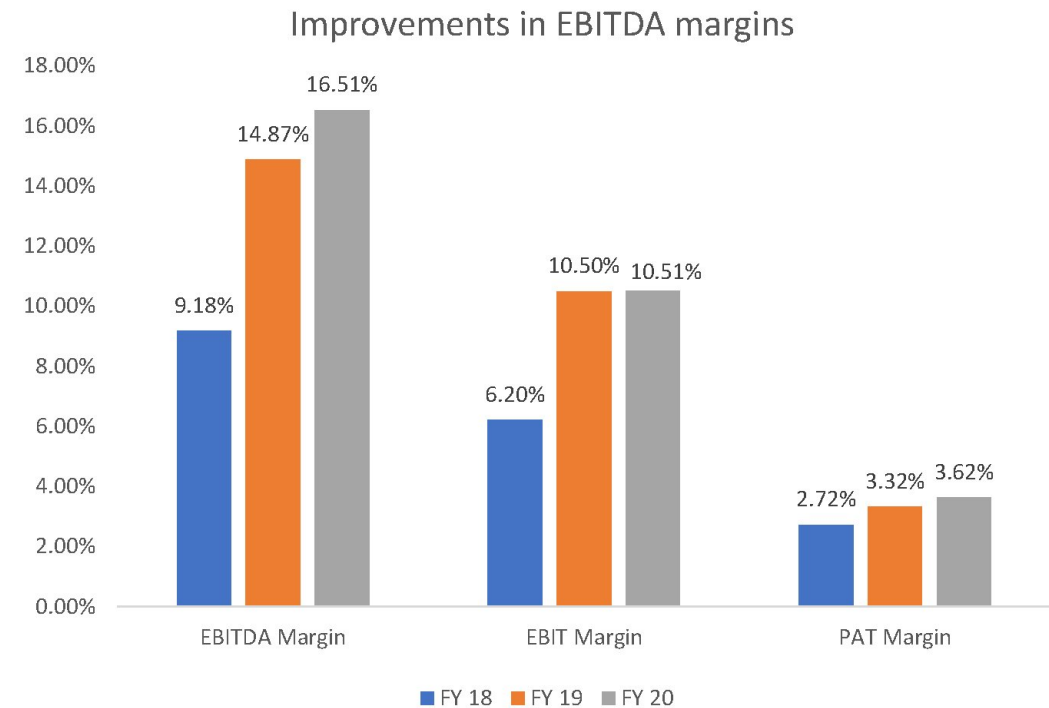
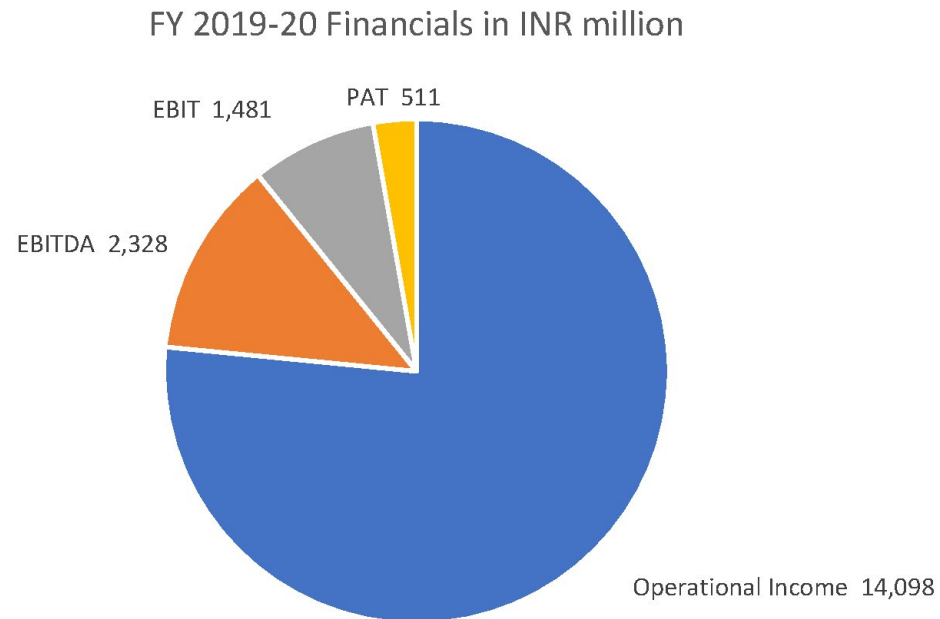


# Consolidated Income Statement (IND-AS)

INCOME STATEMENT (INR MN)	Q1-FY21	FY20	FY19	FY18
<b>Operational Income</b>	<b>923</b>	<b>14,098</b>	<b>13,927</b>	<b>24,903</b>
Total Expenses	1,016	11,770	11,856	22,693
<b>EBITDA</b>	<b>(93)</b>	<b>2,328</b>	<b>2,071</b>	<b>2,210</b>
<b>EBITDA Margins (%)</b>	<b>NA</b>	<b>16.51%</b>	<b>14.87%</b>	<b>8.87%</b>
Depreciation	212	847	609	744
<b>EBIT</b>	<b>(305)</b>	<b>1,481</b>	<b>1,462</b>	<b>1,466</b>
<b>EBIT Margins (%)</b>	<b>NA</b>	<b>10.51%</b>	<b>10.50%</b>	<b>5.89%</b>
Finance Cost	344	1,292	1,368	1,309
Other Income	75	339	413	529
<b>Profit Before Tax</b>	<b>(574)</b>	<b>528</b>	<b>507</b>	<b>686</b>
Tax	-	17	45	6
<b>Profit After Tax</b>	<b>(574)</b>	<b>511</b>	<b>462</b>	<b>680</b>
<b>PAT Margins (%)</b>	<b>NA</b>	<b>3.62%</b>	<b>3.32%</b>	<b>2.73%</b>
Other Comprehensive Income	-	10	3	(6)
<b>Total Comprehensive Income</b>	<b>(574)</b>	<b>521</b>	<b>465</b>	<b>674</b>
Basic EPS (INR)	(45.41)	41.19	36.81	53.27

# Capacity expansion & exit from low margin and non-core verticals

**12.4% growth (YoY) in EBITDA, 10.6% growth (YoY) in PAT and 11.9% growth (YoY) in EPS during FY 2019-20**



- Due to COVID-19 pandemic, the operations of the Company in India and Oman were shut during March-April 2020. Operations have since resumed gradually.
- During Q1 2020, severe disruptions were witnessed in Indian domestic demand for Yarn, including deferment of shipment and delay in the orders.
- Company has since been leveraging on its vast sales distribution network in India and overseas to selectively focus on more profitable markets.
- Company expects the impact of COVID to reduce in Q2 and Q3 in view of increasing sales enquiries and demand.

# Consolidated Balance Sheet (IND-AS)

PARTICULARS (INR Mn)	FY20	FY19	PARTICULARS (INR Mn)	FY20	FY19
<b>EQUITIES &amp; LIABILITIES</b>			<b>ASSETS</b>		
<b>Equity</b>	<b>10,757</b>	<b>6,259</b>	<b>Non Current Assets</b>	<b>21,661</b>	<b>12,889</b>
(A) Equity Share Capital	127	127	(A) Property, Plant and Equipment	11,042	7,331
(B) Other Equity	8,393	6,130	(B) Capital Work-in-progress	6,658	-
(C) Non - Controlling Interest	2,237	2	(C) Goodwill	3,903	4,440
			(D) Other Intangible assets	1	2
<b>Liabilities</b>			(E) Financial Assets		
<b>Non Current Liabilities</b>	<b>17,406</b>	<b>10,583</b>	(i) Investments	57	1,082
(A) Financial Liabilities			(ii) Loans		-
(i) Long Term Borrowings	17,350	10,524	(F) Other Non Current Assets	-	34
(B) Provisions	21	24			
(C) Deferred Tax liabilities(Net)	35	35	<b>Current Assets</b>	<b>17,111</b>	<b>11,243</b>
<b>Current Liabilities</b>	<b>10,609</b>	<b>7,290</b>	(A) Inventories	4,252	2,800
(A) Financials Liabilities			(B) Financial Assets		
(i) Borrowings	6,775	4,489	(i) Trade Receivable	7,263	6,267
(ii) Trade Payables	2,910	1,531	(ii) Cash and Cash equivalents	1,054	48
(B) Other Current Liabilities	922	1,224	(iii) Bank Balance other than (iii) above	221	167
(C) Provisions	2	46	(iv) Loans	-	471
<b>GRAND TOTAL - EQUITIES &amp; LIABILITES</b>	<b>38,772</b>	<b>24,132</b>	(C) Other Current Assets	4,321	1,490
			<b>GRAND TOTAL – ASSETS</b>	<b>38,772</b>	<b>24,132</b>



**THANK YOU**

---

*ShriVallabh Pittie Group*

Since 1898



# Disclaimer

*No representation or warranty, express or implied, is made as to, and no reliance should be placed on, the fairness, accuracy, completeness or correctness of the information or opinions contained in this presentation. Such information and opinions are in all events not current after the date of this presentation. Certain statements made in this presentation may not be based on historical information or facts and may be "forward looking statements" based on the currently held beliefs and assumptions of the management SVP Global Ventures Limited ("Company" or "SVP" or "SVP Global Ventures Ltd."), which are expressed in good faith and in their opinion reasonable, including those relating to the Company's general business plans and strategy, its future financial condition and growth prospects and future developments in its industry and its competitive and regulatory environment.*


*Forward-looking statements involve known and unknown risks, uncertainties and other factors, which may cause the actual results, financial condition, performance or achievements of the Company or industry results to differ materially from the results, financial condition, performance or achievements expressed or implied by such forward-looking statements, including future changes or developments in the Company's business, its competitive environment and political, economic, legal and social conditions. Further, past performance is not necessarily indicative of future results. Given these risks, uncertainties and other factors, viewers of this presentation are cautioned not to place undue reliance on these forward-looking statements. The Company disclaims any obligation to update these forward-looking statements to reflect future events or developments.*

*This presentation is for general information purposes only, without regard to any specific objectives, financial situations or informational needs of any particular person. This presentation does not constitute an offer or invitation to purchase or subscribe for any securities in any jurisdiction, including the United States. No part of it should form the basis of or be relied upon in connection with any investment decision or any contract or commitment to purchase or subscribe for any securities. None of our securities may be offered or sold in the United States, without registration under the U.S. Securities Act of 1933, as amended, or pursuant to an exemption from registration there from.*

*This presentation is confidential and may not be copied or disseminated, in whole or in part, and in any manner.*

**Valorem Advisors Disclaimer:**

*Valorem Advisors is an Independent Investor Relations Management Service company. This Presentation has been prepared by Valorem Advisors based on information and data which the Company considers reliable, but Valorem Advisors and the Company makes no representation or warranty, express or implied, whatsoever, and no reliance shall be placed on, the truth, accuracy, completeness, fairness and reasonableness of the contents of this Presentation. This Presentation may not be all inclusive and may not contain all of the information that you may consider material. Any liability in respect of the contents of, or any omission from, this Presentation is expressly excluded. Valorem Advisors also hereby certifies that the directors or employees of Valorem Advisors do not own any stock in personal or company capacity of the Company under review.*



**For further information please contact our Investor Relations Representatives:**

**Valorem Advisors**

**Mr. Anuj Sonpal, CEO**

**Tel: +91-22-4903-9500**

**Email: [svpl@valoremadvisors.com](mailto:svpl@valoremadvisors.com)**