

K.P.R. MILL LIMITED

Corporate Office : 1st Floor Srivari Shrimat, 1045, Avinashi Road, Coimbatore - 641018. India ☎ : 0422-2207777 Fax : 0422-2207778

30/04/2019

The Listing Department,
Bombay Stock Exchange Ltd.
1st Floor, Rotunda Buildings,
Phiroze Jeejeebhoy Towers,
Mumbai – 400 001.

The Listing Department,
National Stock Exchange of India Ltd.,
Exchange Plaza, Plot: C/1, G Block,
Bandra-Kurla Complex, Bandra (E),
Mumbai – 400 051.

Dear Sir,

Sub: Concall on 30/04/2019 – Investor Presentation.

Further to our letter dated 27/04/2019 indicating Concall on 30/04/2019 at 4:00 P.M we are uploading the investor presentation for the 4Q FY 2018-19.

This is for your kind information and dissemination

Thanking you.

Yours faithfully

For K.P.R. Mill Limited



P.Kandaswamy

Company Secretary

Encl: As above

KPR MILL LIMITED

RESULT UPDATE Q4 FY19



Safe Harbor



This presentation and the accompanying slides (the “Presentation”), which have been prepared by KPR Mill Limited (the “Company”), have been prepared solely for information purposes and do not constitute any offer, recommendation or invitation to purchase or subscribe for any securities, and shall not form the basis or be relied on in connection with any contract or binding commitment whatsoever. No offering of securities of the Company will be made except by means of a statutory offering document containing detailed information about the Company.

This Presentation has been prepared by the Company based on information and data which the Company considers reliable, but the Company makes no representation or warranty, express or implied, whatsoever, and no reliance shall be placed on, the truth, accuracy, completeness, fairness and reasonableness of the contents of this Presentation. This Presentation may not be all inclusive and may not contain all of the information that you may consider material. Any liability in respect of the contents of, or any omission from, this Presentation is expressly excluded.

Certain matters discussed in this Presentation may contain statements regarding the Company’s market opportunity and business prospects that are individually and collectively forward-looking statements. Such forward-looking statements are not guarantees of future performance and are subject to known and unknown risks, uncertainties and assumptions that are difficult to predict. These risks and uncertainties include, but are not limited to, the performance of the Indian economy and of the economies of various international markets, the performance of the textile industry in India and world-wide, competition, the company’s ability to successfully implement its strategy, the Company’s future levels of growth and expansion, technological implementation, changes and advancements, changes in revenue, income or cash flows, the Company’s market preferences and its exposure to market risks, as well as other risks. The Company’s actual results, levels of activity, performance or achievements could differ materially and adversely from results expressed in or implied by this Presentation. The Company assumes no obligation to update any forward-looking information contained in this Presentation. Any forward-looking statements and projections made by third parties included in this Presentation are not adopted by the Company and the Company is not responsible for such third party statements and projections.

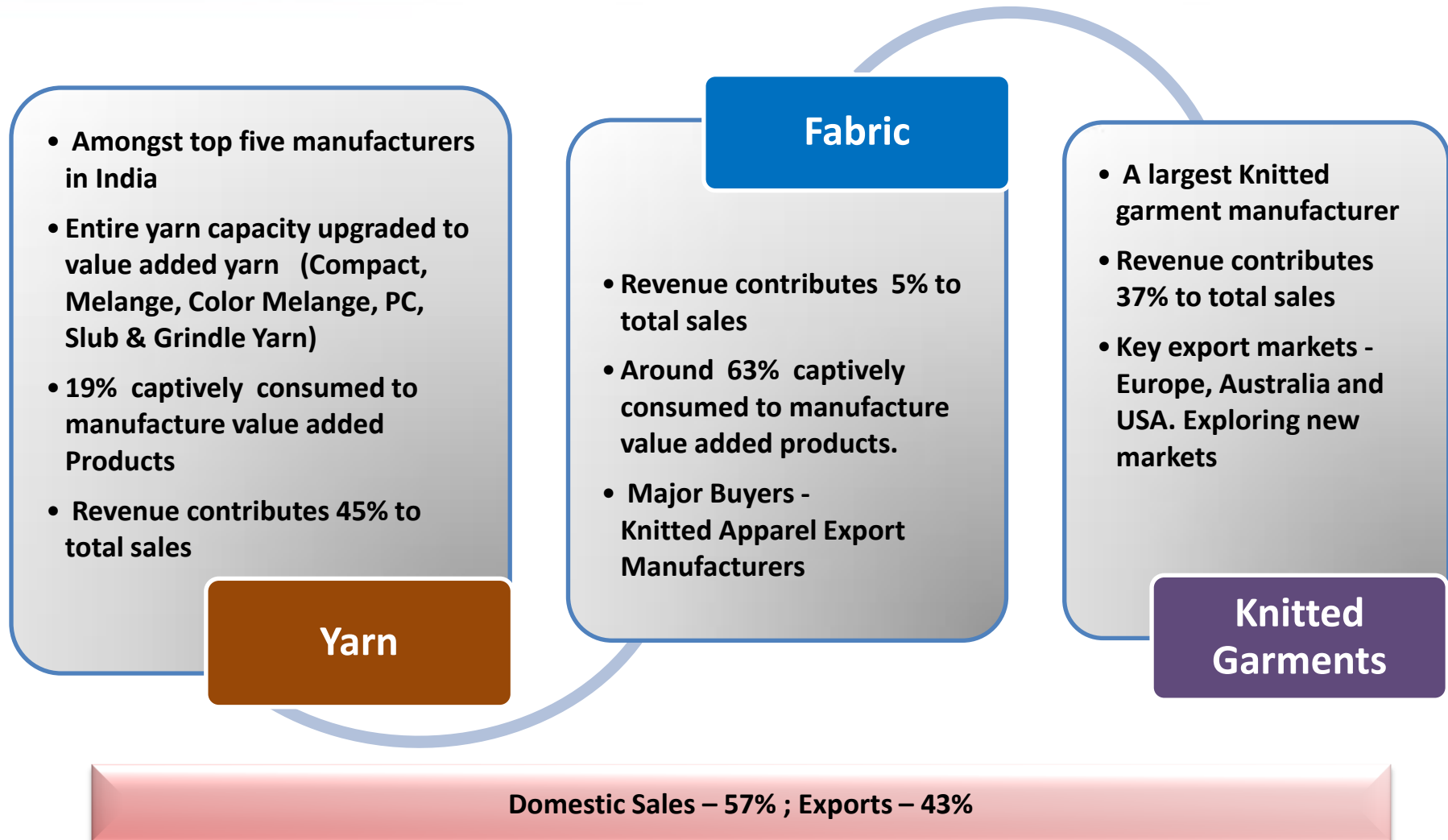
Manufacturing Facilities



An Overview

- One of the largest vertically integrated textile player with presence across the entire value chain - from “fibre to fashion”
- Best quality cotton ‘Shankar 6’ used as the raw material for consistent quality
- Strategic investment in Wind Power Projects & Co-gen plant for captive consumption
- Marquee relationships with about 1,500 regular domestic clients for yarn and fabric and around 55 leading international brands for garments
- Trendsetting welfare policies including higher education facilities for employees & various CSR activities
- An exemplary and massive ETP in its Processing Unit to treat 2.5 Million litres a day
- Quality initiatives and consistent technology upgradation secured several International Accreditations
- With 105 million Knitted Garments capacity , KPR has become one of the largest Apparel Manufacturers in India.
- Eco-friendly Processing ‘unit 2’ and sophisticated high resolution printing division commenced its operations.
- Garment plant in Ethiopia started commercial Production
- Preparing Road map to venture into Retail segment.

Presence across the textile value chain



Key competitive advantages

Strong Fundamentals

- Rich exposure in textile and apparel Industry
- Consistent better performer even during tough times and growth driven entity
- Dividend track record since listing

Largest vertically Integrated Apparel Manufacturer strategically located

- Assuring superior quality products meeting market requirement
- On time delivery – An essential factor for market reputation
- Facilities located within a 50 KM radius of Tirupur, largest apparel manufacturing cluster in Asia
- Proximity to buyers helps to reduce the material handling costs and facilitates immediate feedback
- Utilize the key technical personnel across all plant sites

Strategic Investment in Green Power

- Ability to maintain power cost through investment in Green Power
- 61.92 MW Wind Power & 30 MW Co-Gen
- Green power availability throughout the year

Scale of Economy

- Low power cost through captive green power
- Minimal finance cost through prudential financial planning

Key competitive advantages Contd...

Rejoiced Workforce

- Feel at home accommodation and amenities including Higher Education, Vocational training, yoga, meditation, library, sports, swimming pool, etc.
- The trendsetting welfare factors crowned by Five Star Certification & Higher Education facilities at KPR distinguishes it from Peer Group with higher efficiency level and lower attrition rate facilitating enhanced Productivity at optimized Operating cost

Strong client base

- Over 1500 Customers for yarn & fabric
- Around 55 Top International Brands
- A few more large customers from existing / new markets on pipe line

Growth Initiatives

- Converted conventional yarn capacity to value added yarn, carrying premium prices
- Expanded garment capacity to 105 million garments per annum – Making KPR a largest Knitted garment manufacturer in India.
- Eco-friendly Processing 'Unit 2' and sophisticated high resolution printing division commenced its operations.
- Developing global footprint by establishing new Garment plant in Ethiopia.
- Preparing Road map to venture into Retail segment.

KPR is well Poised to capture the opportunity

INDUSTRY GROWTH DRIVERS

- Most cost competitive Textile manufacture base
- Largest Cotton base – Number one in World
- Most efficient Spinning sector in the World
- Second biggest exporter of textile & apparel
- Growing Domestic & Global demand
- Challenges of growth in neighboring competing countries driving the Indian textile Industry
- India has an edge over other major competitors in Asia in respect of cost of production

COMPANY SPECIFIC GROWTH DRIVERS

- Consistent Modernization & Capacity Expansion – enhanced realization
- Value Added Yarn - Compact, Melange, PC, Colour Melange, Slub & Grindle Yarn– Volume Driven Growth
- A largest Knitted garment manufacturer with 95 mn capacity
- Eco-friendly Processing 'unit 2' and sophisticated high resolution printing division commenced its operations
- Self sufficiency in power generation
- Increased focus on exports
 - Enhanced garment production
 - Penetrate into newer markets for garments & yarn
 - Impressive response from existing clients, new buyers and new market
- Garment plant in Ethiopia started commercial production
- Preparing Road map to venture into Retail segment.

Evolution



- ❖ 1984 – Maiden business at Coimbatore, India
- ❖ 1989 – Knitted garment export at Tirupur.
- ❖ 1995 – First spinning unit at Sathyamangalam with 6,000 spindles. Increased to 30,240 spindles by 1999

1984-1999

- ❖ 2001 – Spinning mill at Karumathampatti with 30,240 spindles; Knitting facility & Wind mill for captive use
- ❖ 2003 – Spinning unit at Neelambur with 50,784 spindles; Knitting facility & Wind mill
- ❖ 2005 – At Arasur 1,00,800 spindles; Knitting facility, Garment Unit and Wind Mills

2000-2005

- ❖ 2006 – Private Equity participation by leading US Corporate 'Brandot Investments' & Two others - \$ 25 Mn
- ❖ 2007 – IPO at a premium. Shares Listed at Bombay & National Stock Exchanges, India
- ❖ 2008 – Fabric Processing Unit at SIPCOT, Perundurai 9,000 MT per annum with trendsetter Effluent Treatment Plant

2006-2009

Evolution Contd...

- ❖ 2010 – Exclusive value added **Compact** Spinning unit of 1,03,680 spindles at Karumathampatti & Wind Mills

- ❖ 2011 – Modernization & expansion of 21,216 spindles at Sathyamangalam

2010-11

- ❖ 2012 – Another Value added product **Melange** yarn. 16,608 spindles at Karumathampatti.

- ❖ 2013 - Co-gen cum Sugar Plant at Karnataka - 30 MW & 5000 TCD capacity

2012-13

- ❖ 2014 - Expanded Garment capacity at Arasur by 10 Mn garments,

- ❖ 2015 - New green field Garment capacity at Thekkalur with 12 Mn garments

2014-15

Evolution Contd...



- ❖ 2016 – Established New green field garment facility of 36 Mn garments.
- ❖ 2017 Established new Eco-friendly Processing capacity with Advanced Technology - 9000 MT. Established Sophisticated high resolution printing division – 7500 MT

2016-17

- ❖ 2018 – Established 10 Million Garment Manufacturing unit at Mekelle, Ethiopia

2018-19

Key Highlights of 9M FY 2019

- Garment Production up by 20.20% YoY to 94.19 Million Garments as against 78.36 Million Garments
- Revenue up by 12.54% YoY to ₹ 3,420.91 Crores as against ₹ 3,039.70 Crores
- EBITDA up by 10.04% YoY to ₹ 648.65 Crores as against ₹ 589.44 Crores
- PBT up by 17.72% YoY to ₹ 468.58 Crores as against ₹ 398.03 Crores
- PAT up by 15.32% YoY to ₹ 334.87 Crores as against ₹ 290.38 Crores



Consolidated P&L

₹ Crore	Q4 FY19	Q4 FY18	YoY %	FY19	FY18	YoY %
Revenue	958	823	16.4%	3421	3040	12.50%
Raw Material	585	505		2027	1841	
Employee Expenses	96	76		381	300	
Other Expenses	110	89		364	309	
EBITDA	167	153	9.2%	649	590	10.0%
EBITDA Margin	17.4%	18.6%		19.0%	19.4%	
Interest & Finance Charges	14	11		49	52	
Depreciation	32	33		131	140	
PBT	121	109	11.0%	469	398	17.8%
Tax	35	36		134	108	
PAT	86	73	17.8%	335	290	15.5%
PAT Margin	9.0%	8.9%		9.8%	9.5%	

Self sufficiency in Power with 92 MW Green Power portfolio

Strategic Investment in Wind Power Project 61.92 MW

- One of the largest Captive power generators in Textile Industry
- Invested in eco-friendly Wind Mills at Tirunelveli, Tenkasi, Theni & Coimbatore Districts in Tamil Nadu, India
- Total Wind Power Capacity 61.92 MW
- 60% of Textile power requirement met through wind power


Investments in Co-Gen Power Project 30 MW

- Invested in 30 MW Co-Gen Power Project
- With Co-gen Power, KPR attained self sufficiency in meeting its substantial power requirement throughout the year

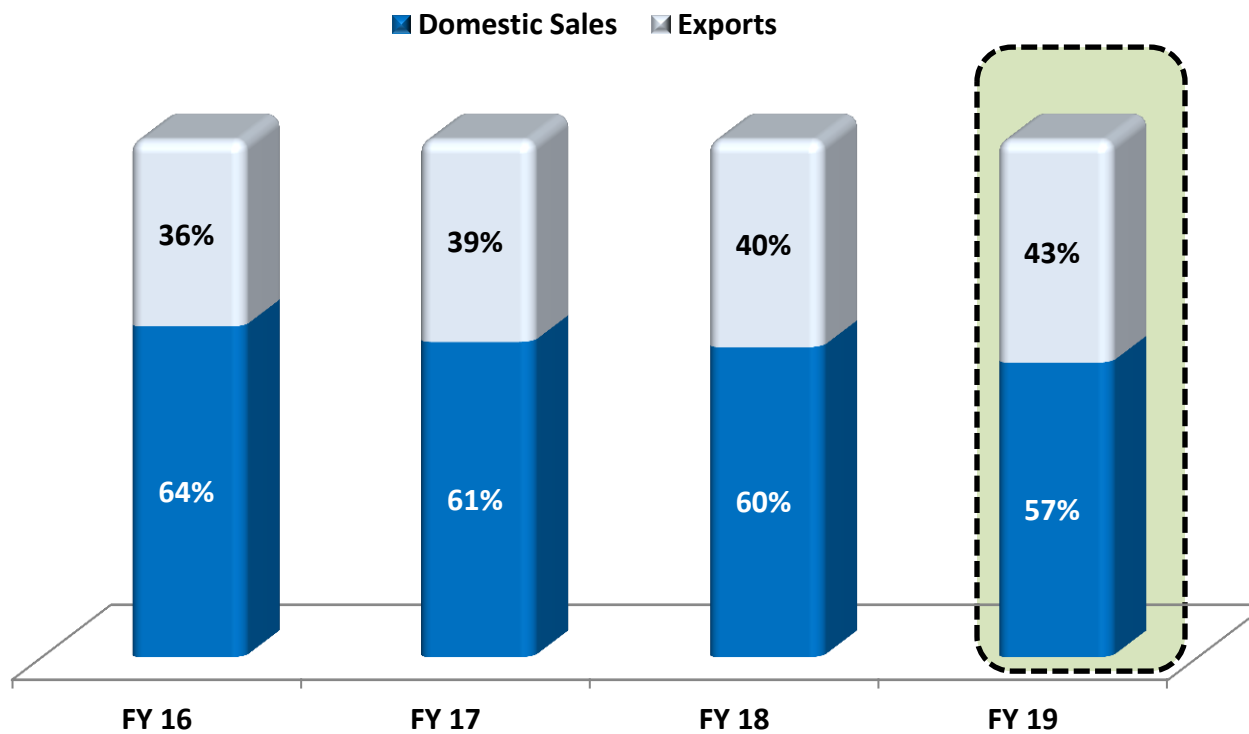
Segment Wise Revenue contribution

■ Yarn & Fabric
 ■ Garments
 ■ Sugar
 ■ Others

₹ in Crore



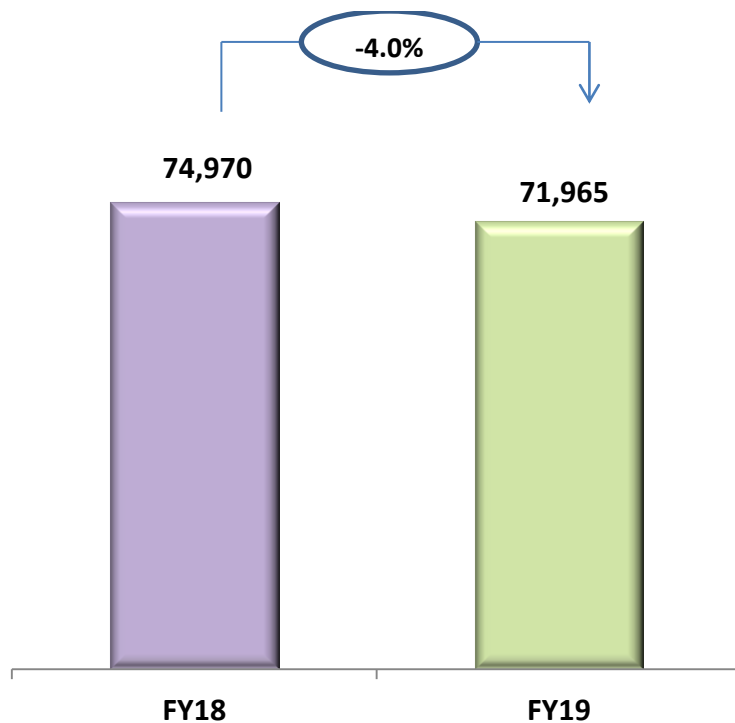
Geographical Split



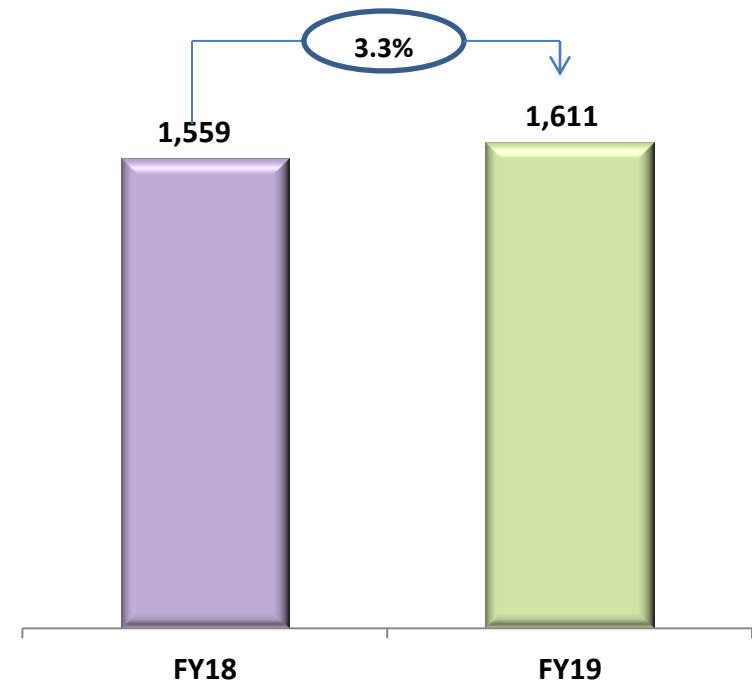
Yarn & Fabric



Yarn& Fabric Sales [MT]



Yarn & Fabric Sales [₹ Crore]

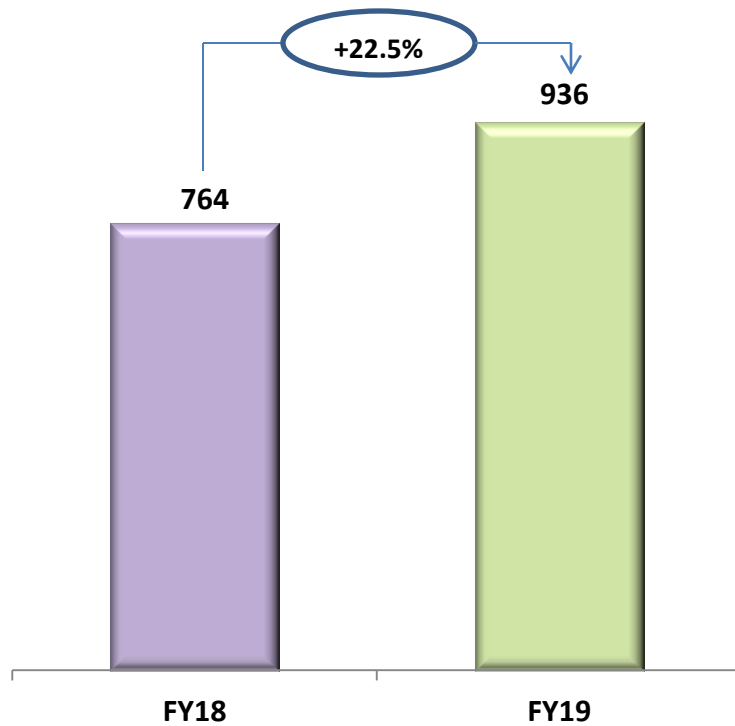


Note : Captive consumption of Yarn & Fabric increased for FY 2019

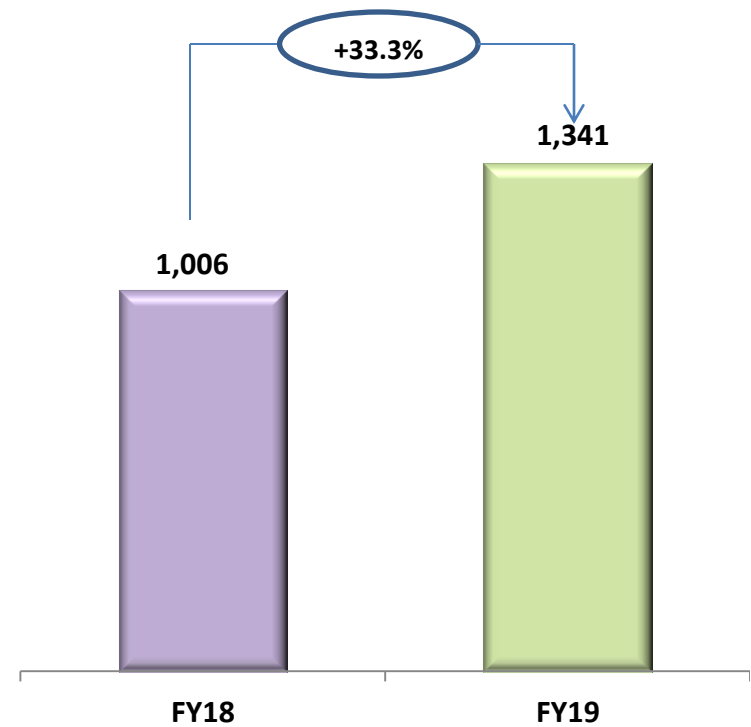
Garments



Garment Sales [No. of Garments in Lacs]

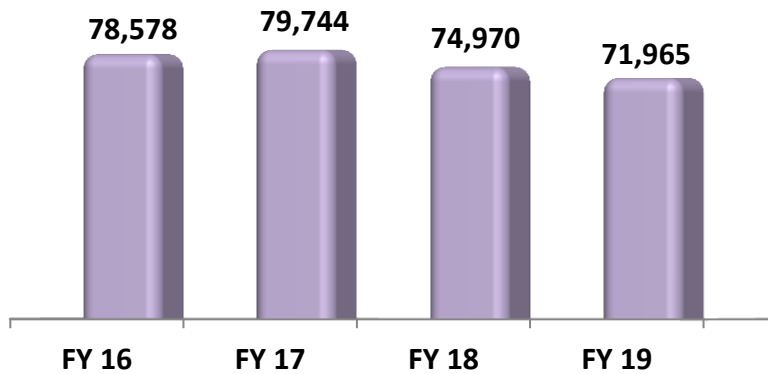


Garment Sales [₹ Crore]

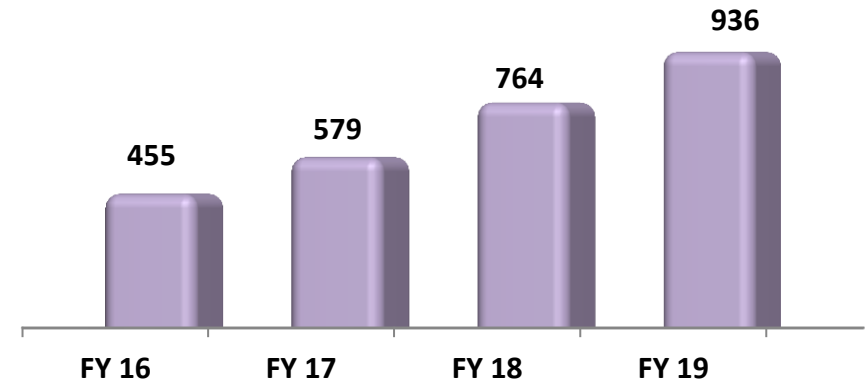


Historical Performance

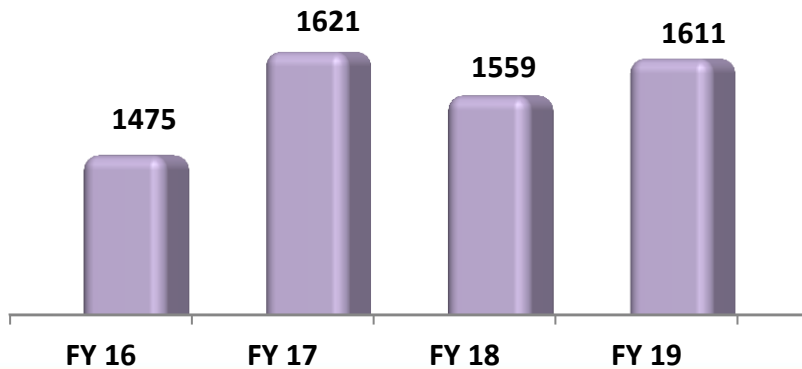
Yarn & Fabric Sales [MT]



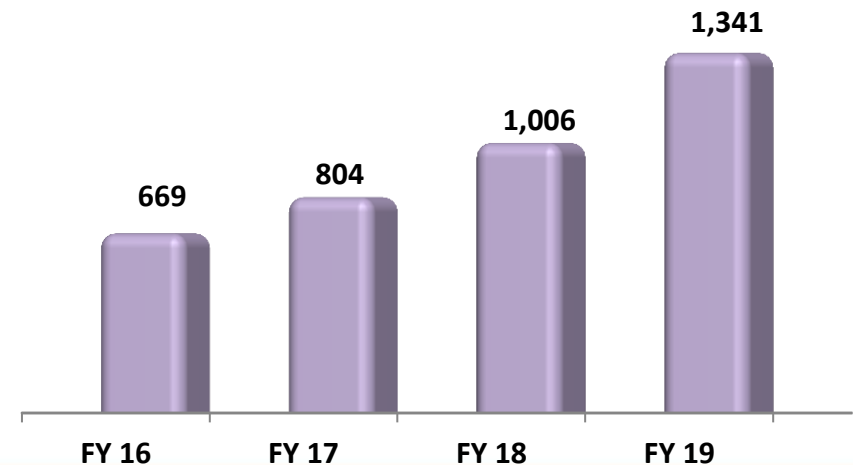
Garment Sales [No. of Garments in Lacs]



Yarn & Fabric Sales [₹ Crore]

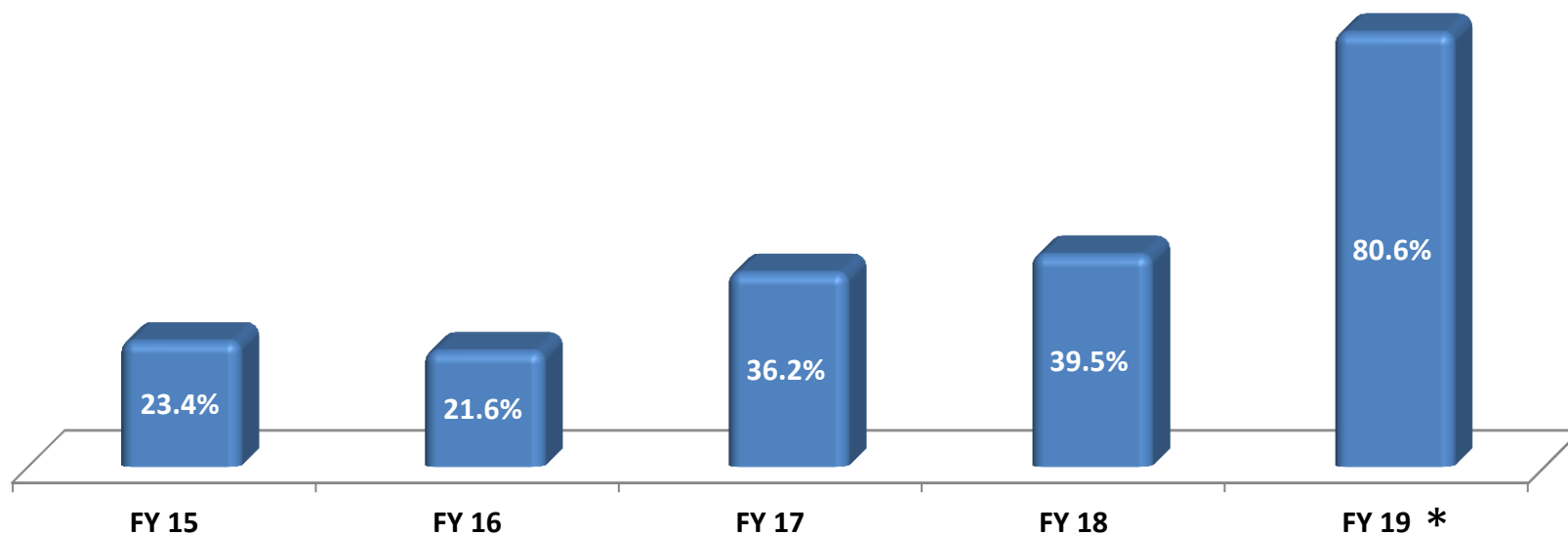


Garment Sales [₹ Crore]



Note : Captive consumption of Yarn & Fabric increased for FY 2019

Profit distributed to Share holders



* Subject to approval of Share Holders

Profit distributed to Share Holders

Particulars	FY 15	FY 16	FY 17	FY18	FY19 *
Profit After Tax - ₹ Crores	173.57	210.11	286.82	290.38	334.87
Payment to Share Holders - ₹ Crores	40.69	45.36	103.69	114.67	269.85
Payment % to Share Holders	23.44%	21.59%	36.15%	39.49%	80.58%

* Subject to approval of Share Holders

For further information, please contact:

Company :

KPR Mill Limited
CIN - L17111TZ2003PLC010518
Mr. PL Murugappan, CFO
murugappan@kprmill.com

www.kprmilllimited.com
