

MCX/SEC/1619

January 15, 2019

BSE Limited
Department of Corporate Services
Phiroze Jeejeebhoy Towers
Dalal Street
Mumbai - 400 001.

Ref: Scrip code: 534091 Scrip ID: MCX

Subject: Investor Presentation for quarter & nine months ended December 31, 2018

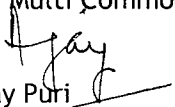
Dear Sir,

Please find enclosed herewith investor presentation for quarter and nine months ended December 31, 2018.

Kindly take the same on record and acknowledge receipt.

Thanking you,

Yours faithfully,
For Multi Commodity Exchange of India Limited


Ajay Puri
Company Secretary

The background of the slide is a vibrant blue with a complex digital aesthetic. It features a grid of small squares, a network of white lines connecting dots, and a magnifying glass over a line graph. On the right side, there are faint, semi-transparent charts, including a bar chart and a circular gauge showing the number '689'.

INVESTOR OVERVIEW

JANUARY 2019

MCX
METAL & ENERGY
Trade with Trust

ADT

Rs.26,614 Cr. ↑
(Rs.20,229 Cr.) 32%

OPERATING REVENUE

Rs.76.93 Cr. ↑
(Rs.62.81 Cr.) 22%

Total Revenue

Rs.109.10 Cr. ↑
(Rs.76.52 Cr.) 43%

PAT

Rs.41.99 Cr. ↑
(Rs.18.77 Cr.) 124%

EBIDTA

Rs.53.13 Cr. ↑
(Rs.29.08 Cr.) 83%

SGF

Rs.312.31 Cr.*
(Rs.225.99 Cr.)

IPF

Rs.202.53 Cr.*
(Rs.162.43 Cr.)

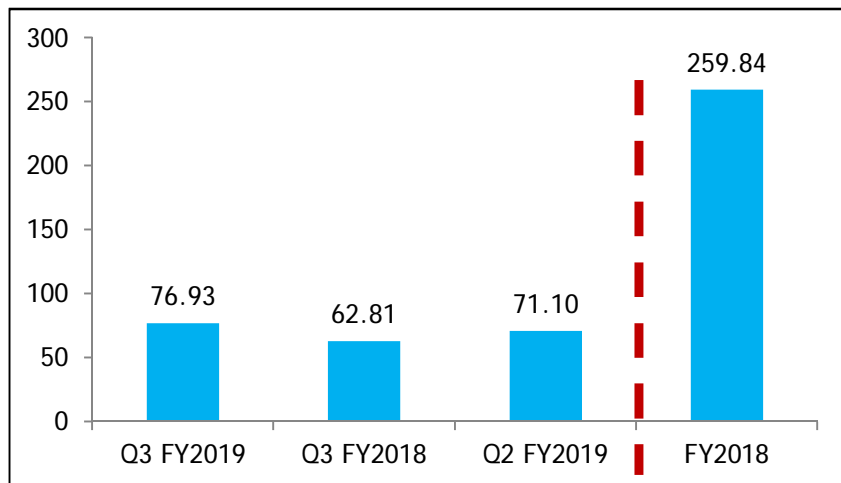
Book Value per share

Rs.235
(Rs.271**)

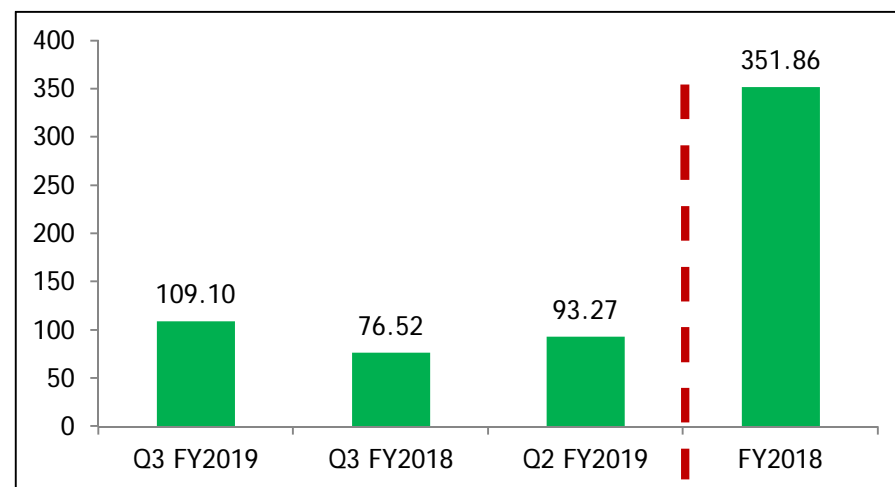
AVERAGE REALISATION

Rs.2.15 Per lakh
(Rs.2.23)

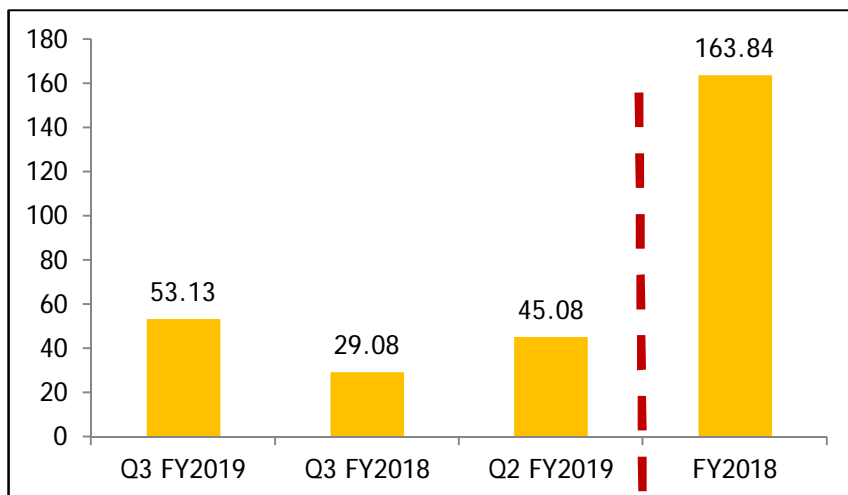
OPERATING REVENUE (IN RS. CRORE)



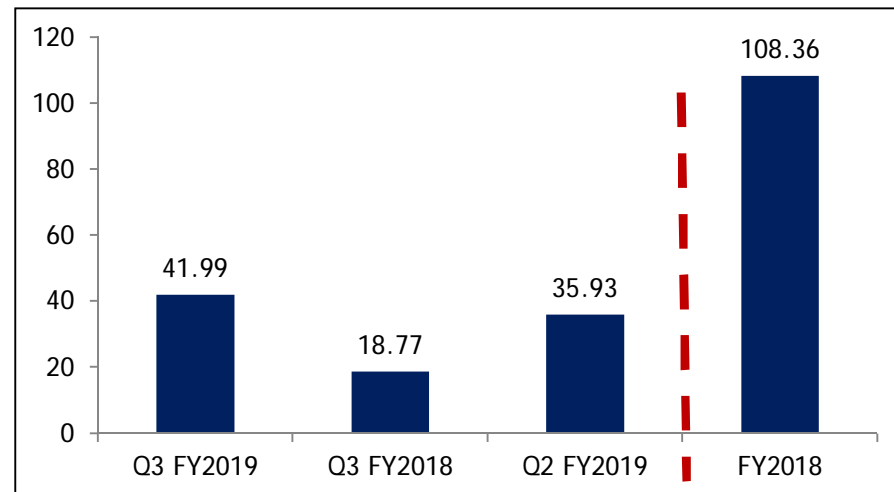
TOTAL REVENUE (IN RS. CRORE)



EBIDTA (IN RS. CRORE)

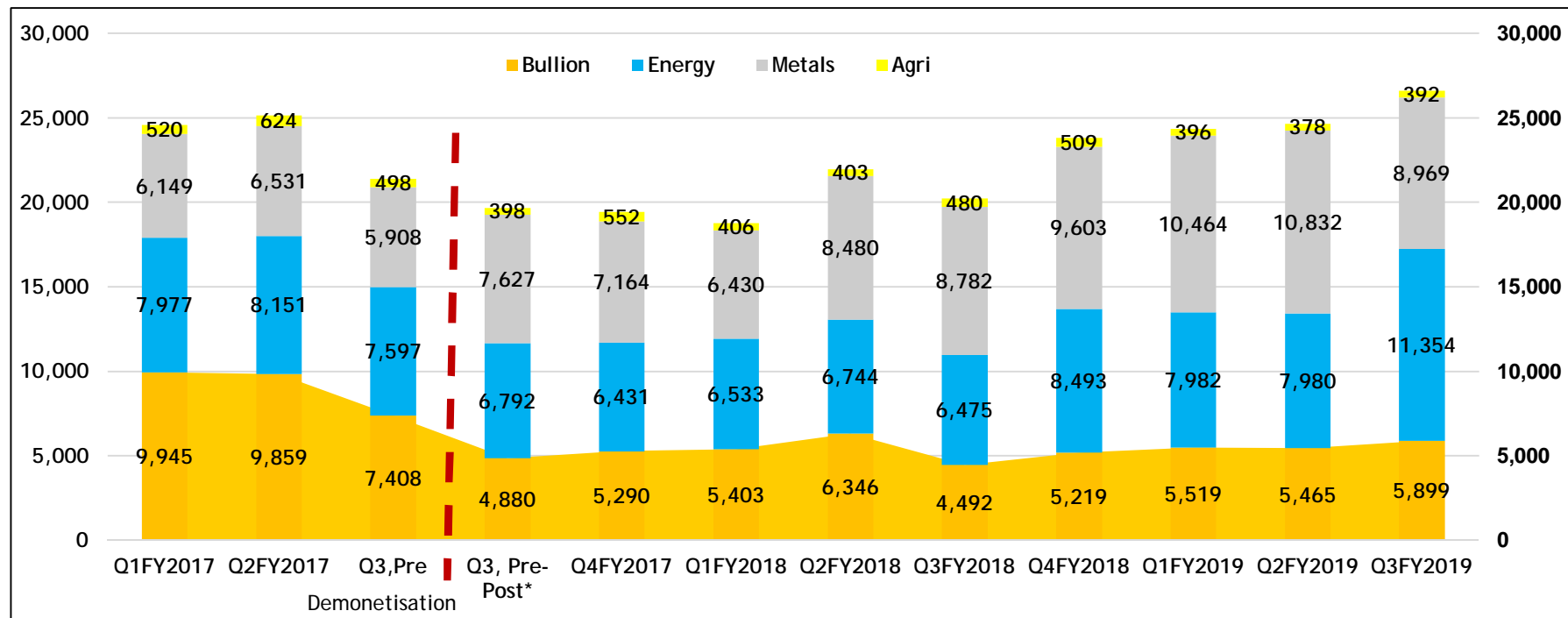


PAT (IN RS. CRORE)



TREND IN AVERAGE DAILY FUTURES TURNOVER

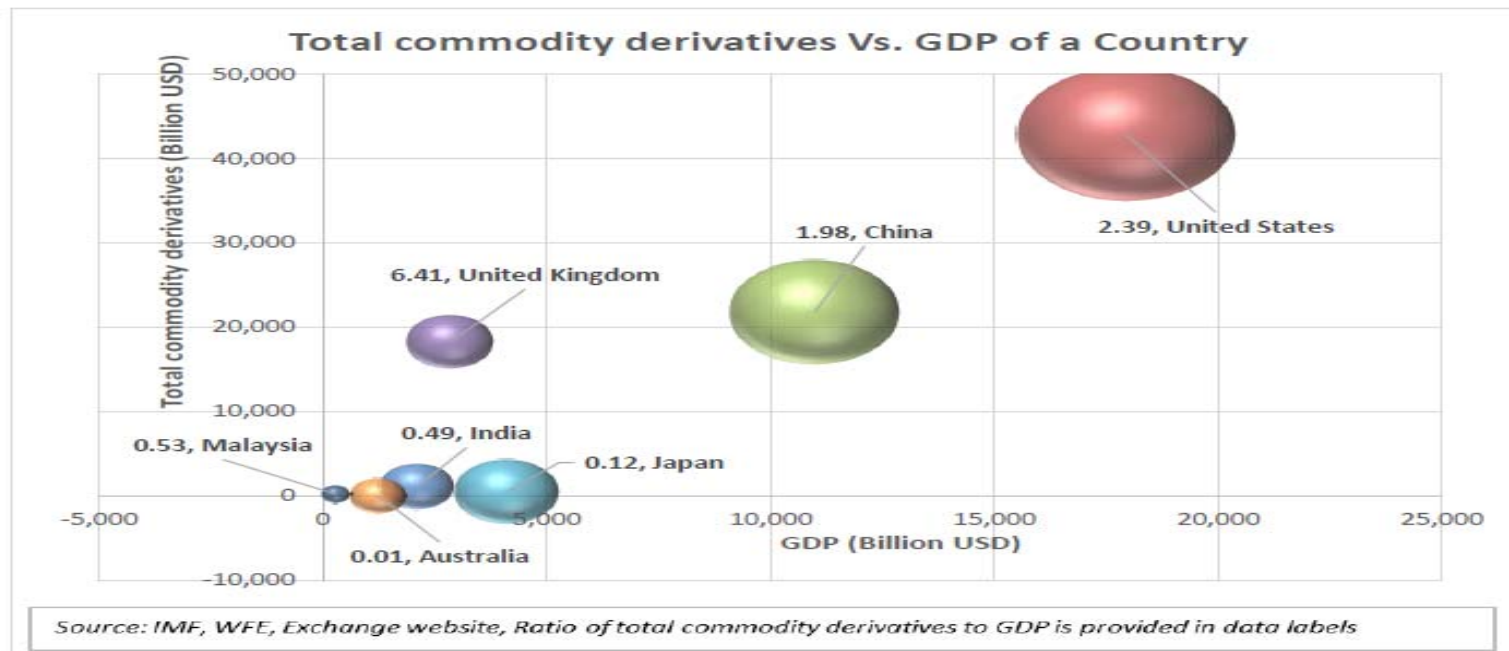
In Rs. Crore



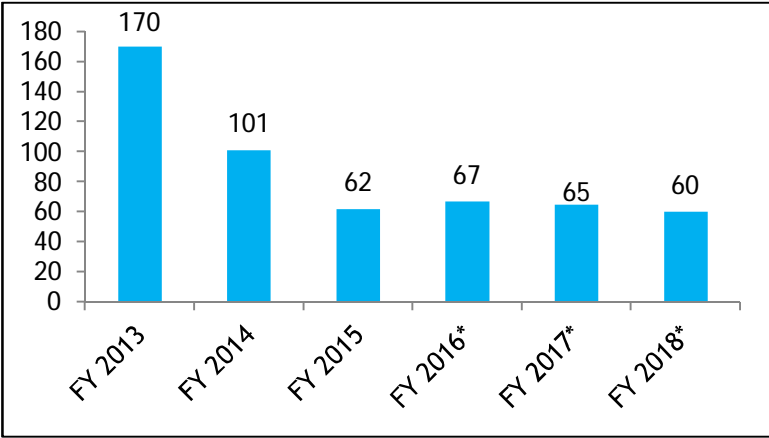
SEGMENT	Q1FY17	Q2FY17	Q3, Pre-Demonetisation (1 Oct-08 Nov '16)	Q3, Post-Demonetisation* (14 th Nov - 31 st Mar '17)	Q4FY17	Q1FY18	Q2FY18	Q3FY18	Q4FY18	Q1FY19	Q2FY19	Q3FY19
Gold	6,200	5,352	4,006	2,487	3,082	2,975	3,331	2,305	2,876	2,984	2,920	3,353
TOTAL	24,591	25,165	21,410	19,697	19,437	18,772	21,972	20,229	23,824	24,360	24,655	26,614
% Share	25.2%	21.3%	18.7%	12.6%	15.9%	15.8%	15.2%	11.4%	12.1%	12.2%	12.0%	12.2%

* Turnover on 9th, 10th & 11th November 2016 ignored due to exceptional events

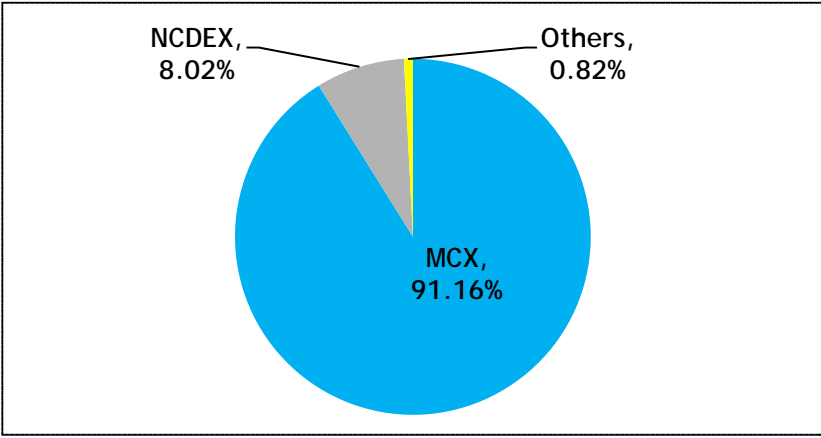
1. The growth of the overall economy in India is expected to drive the underlying demand for commodities.
2. The increase in physical market volumes may increase the hedging requirements of industry players, which influences derivative trading volumes.
3. Commodity derivative volumes are generally a multiple of the underlying physical commodity volumes. In India, the volumes traded on commodity futures exchanges is very low as compared to the size of the physical market or the GDP for the commodity. Thus, the potential for commodity derivatives is huge.



INDIAN COMMODITIES MARKET IN TERMS OF VALUE OF FUTURES TRADED (INR TN)



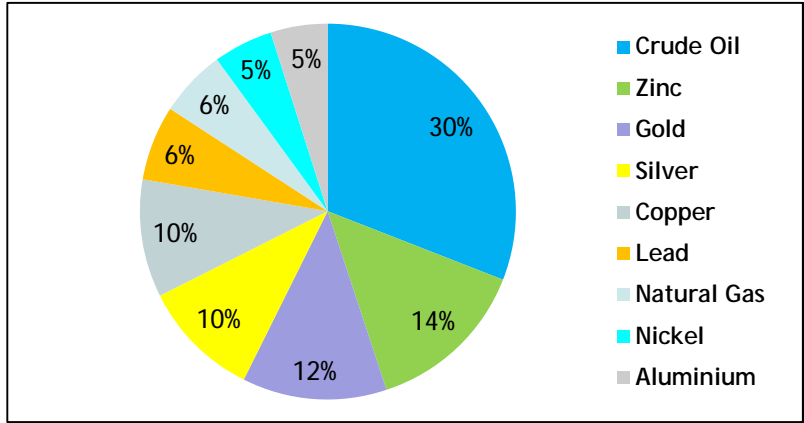
COMMODITY DERIVATIVES MARKET SHARE (9M FY2019)*



MCX: MARKET SHARE IN KEY SEGMENTS FOR 9M FY2019*

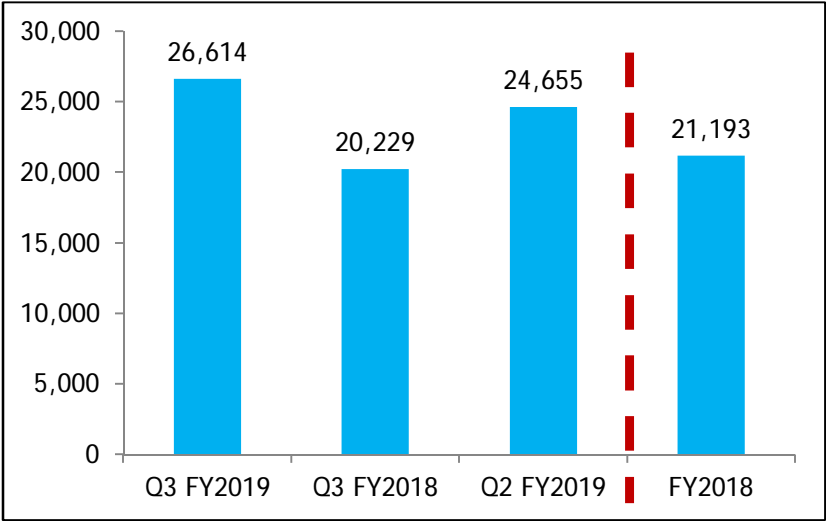
Commodity Segment	MCX Market Share in Indian Commodity Futures space	Proportion of MCX's turnover
Precious Metals & Stones	97.52%	22.33%
Energy	100.00%	36.10%
Base Metals	100.00%	40.03%
Agri- Commodities	14.51%	1.54%

MCX MAJOR COMMODITIES TURNOVER 9M FY2019



* National Exchanges offering commodity futures only ; Source: SEBI; Respective Exchanges Website

AVERAGE DAILY VOLUME - Single Side (INR Crore)*

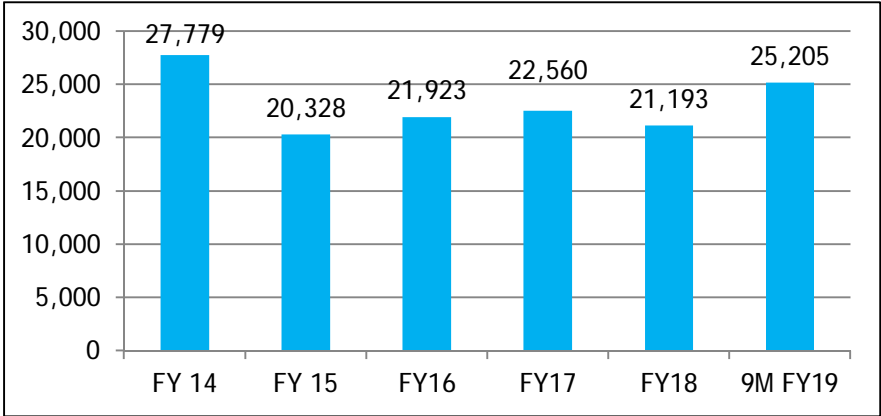


EXTENSIVE REACH

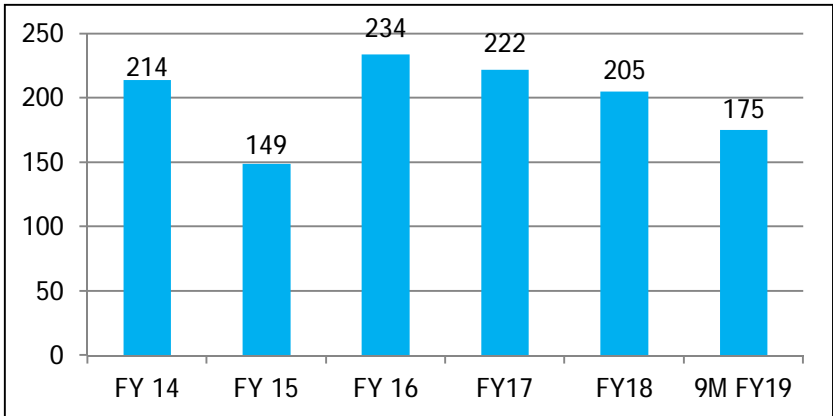
- 684# Members
- 54,324 Authorised Persons
- 15,71,842 terminals (including IBT, WT, CTCL)
- 1091 cities/towns across India
- ##No. of UCCs - 25,76,138

Application Submitted to SEBI, it includes 18Members who have applied for Surrender of Membership; ## Unique Client Code

AVERAGE DAILY VOLUME - Single Side (INR Crore)*



VOLUME OF CONTRACTS (Lots in MN)*



* Only Futures Trading Data

Distribution

- Banks sponsored broking entities are allowed to provide services in commodity derivatives market
 - Axis Securities, the first bank broking subsidiary commenced trading in Commodity Derivatives
 - Other top banks broking arms such as HDFC Securities, SBICap and Yes Securities among others are expected to start trading shortly
- Banks allowed to serve as Professional Clearing Members (PCM)
- Integration of brokers: fungibility enabled at members level, resulting in ease of doing businesses at client level

Participation

- **Institutional Participation:** Sebi amended the SEBI (Custodian of Securities Regulations) 1996, which enables custodians to provide their services in relation to goods. This facilitates not only participation of AIF Cat III investors, but also later enables participation of other institutional investors such as MFs & PMS when permitted
- **Eligible Foreign Entities (EFEs):** having actual exposure to Indian physical commodity markets are allowed to trade through Authorised Stock Brokers (ASBs)
- **Disclosure / Hedging:** SEBI mandated listed entities to disclose their exposure to commodity & commodity risks and risk management policy in their Annual Reports

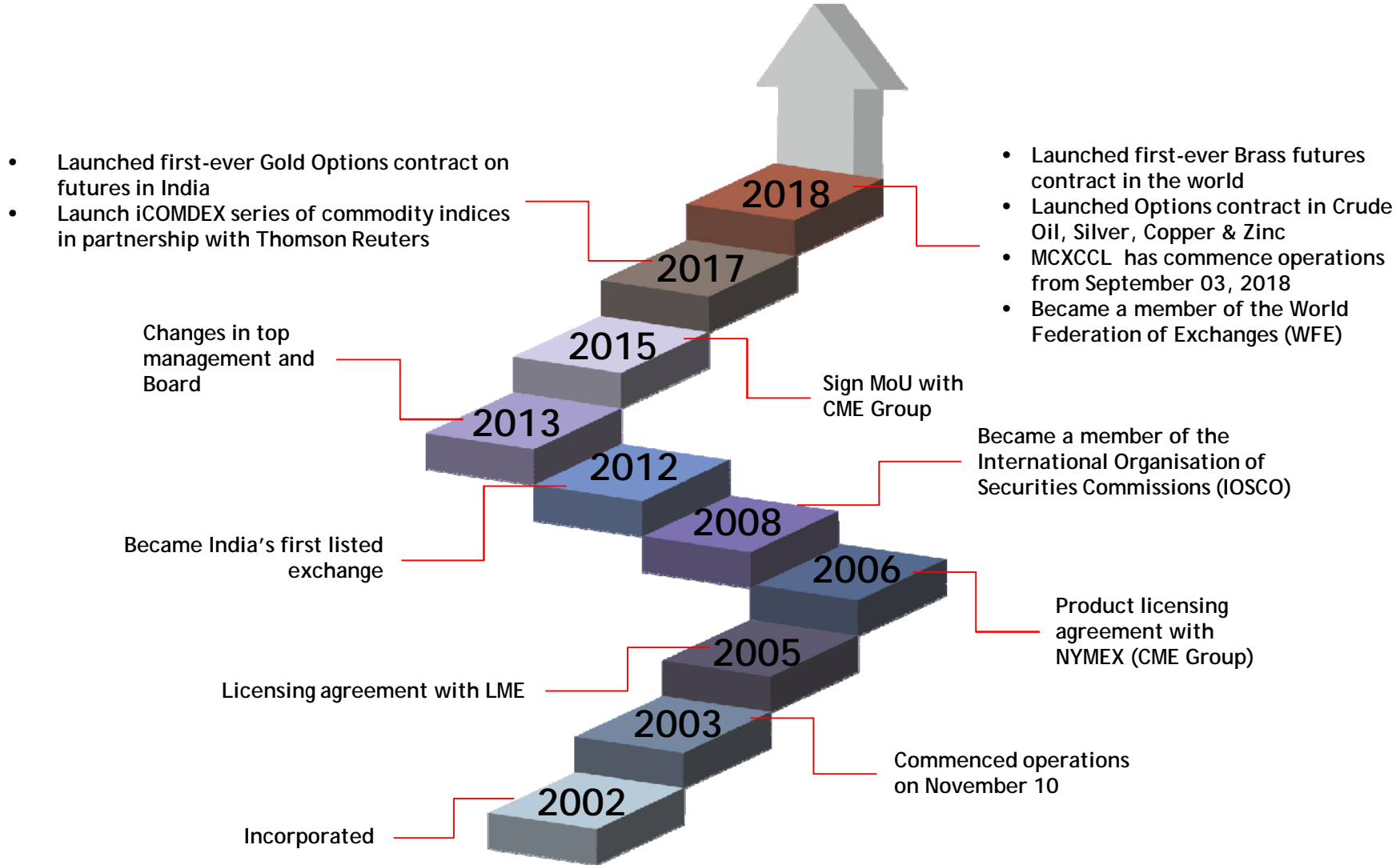
Options

- Options contracts on gold, silver, crude oil, copper and zinc futures have been introduced

Spot Initiatives

- Bullion and Natural Gas spot exchange - awaiting policy and guidelines

KEY MILESTONES



- Launched first-ever Gold Options contract on futures in India
- Launch iCOMDEX series of commodity indices in partnership with Thomson Reuters

- Launched first-ever Brass futures contract in the world
- Launched Options contract in Crude Oil, Silver, Copper & Zinc
- MCXCCL has commence operations from September 03, 2018
- Became a member of the World Federation of Exchanges (WFE)

Changes in top management and Board

Sign MoU with CME Group

Became a member of the International Organisation of Securities Commissions (IOSCO)

Became India's first listed exchange

Product licensing agreement with NYMEX (CME Group)

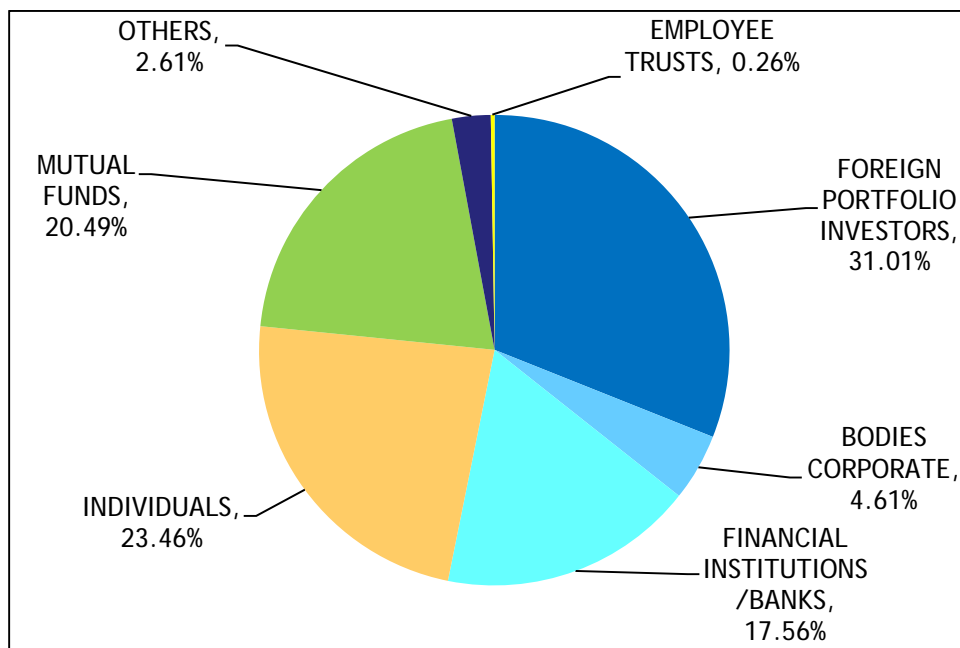
Licensing agreement with LME

Commenced operations on November 10

Incorporated

- Ensure that all shareholders are 'fit and proper'
- Shareholders who acquire **above two per cent** would have to seek approval from SEBI within 15 days of acquisition by submitting the application to the Exchange
- Shareholders who intend to acquire **beyond five per cent** would have to take a prior approval from SEBI
- Exchange to ensure **51 per cent** of shareholding is held by the public at all times
- Aggregate Shareholding of trading members, their associates or agents should **not exceed 49% paid-up capital** at any point of time
- Foreign entity (like Exchanges, Depository, Banking & Insurance) can acquire or hold upto **15 per cent** of the paid-up equity share capital

SHAREHOLDING STRUCTURE AS ON DECEMBER 31, 2018



Stock Info:-

No. of Shares Outstanding (In MN) - 50.998

BSE - MCX - 52 Week - H -Rs. 958.25 / L - Rs. 650.00 (per share)

NSE - MCX - 52 Week - H -Rs. 958.20 / L - Rs. 650.00 (per share)

As per BSE Market Capitalisation (In Rs. Bn) - 37.48[#]

MAJOR SHAREHOLDERS SHAREHOLDING MORE THAN 1%

Sr. No.	Name of Shareholders ^{##}	%
1	Kotak Mahindra Bank Limited	15.00
2	UTI Mutual Fund*	4.32
3	Jhunjhunwala Rakesh Radheshyam	3.92
4	SBI Mutual Fund*	3.71
5	Government Pension Fund Global	3.41
6	Axis Mutual Fund*	3.37
7	East Bridge Capital Master Fund I Ltd	2.47
8	JP Morgan Indian Investment Company (Mauritius) Ltd	2.24
9	IDFC Mutual Fund*	2.10
10	TIAA-CREF FUNDS - TIAA-CREF Emerging Markets Equity Fund	2.00
11	College Retirement Equities Fund**	1.40
12	Abu Dhabi Investment Authority - Jhelum	1.25
13	JM Financial Mutual Fund*	1.17
14	HDFC Bank Ltd.	1.03
15	HDFC Mutual Fund	1.03
16	Schroder International Selection Fund Asian Smalle	1.01

^{##} Based on PAN

AJAY PURI, Company Secretary

- Ex-President - Atherstone Capital,
- Over 38 years of experience in the field of Company Law, Legal, Secretarial & taxation functions with organisations such as Bharti Telecom, Weston Electronik, Crowne Plaza Toronto Centre

GIRISH DEV, Chief Regulatory Officer

- Formerly MD & CEO - Geofin Comtrade
- Over 25 years experience in Financial Services in Operations, Technology, Compliance & Sales functions in the Institutional & Retail businesses, in Capital & Commodities markets including Depository services, Distribution of MF & Insurance, PMS & Merchant Banking and NBFC.

SANJAY WADHWA, Chief Financial Officer

- Previously worked with Reliance Money, Reliance Capital Asset Mngt, HSBC, E&Y & Coco cola
- Over 21 years of professional experience

DR. V. SHUNMUGAM, Head Research

- Former, Chief Business Officer - Nomura Research Institute
- Over 25 years of experience in the field of market research, policy advocacy and finance

CHITTARANJAN REGE, Head - Base Metals

- Previously with E&Y, Hindalco & Mecklai Financial
- Over 20 years of experience in financial and commodity risk management

PRAVEEN DG, Head - Corporate Office and Projects, Risk Officer

- Previously worked with MCX-SX & ICFAI - (Research Wing)
- Over 18 years of experience in financial markets

RISHI NATHANY, Head - Business Development & Marketing

- Formerly Chief- Financial Segment at NCDEX and CEO and COO of various broking companies
- Over 21 years of experience across the Financial Services domain

DEEPAK MEHTA, Head - Energy & Agri

- Previously worked with MGL (A Joint venture of GAIL & British Gas)
- Over 18 years of experience in Physical and Financial Markets of Oil & Gas Sector

RAJENDRA GOGATE, Head HR & Administration

- Ex-General Manager(Facilities) - TATA Teleservices & Dy. GM - Essar
- Over 35 years of experience in the field of General Administration, Facilities Management

SHIVANSHU MEHTA, Head - Bullion

- Previously worked with Hindalco
- Over 18 years of experience across Commodity spectrum

- ❖ 100% subsidiary of Multi Commodity Exchange of India Ltd. (MCX)
- ❖ Commenced operations on September 03, 2018
- ❖ Settlement Guarantee Fund (SGF) corpus was Rs. 312.31 crs. as on December 31, 2018
- ❖ MCXCCL increased its paid-up share capital from Rs. 150 cr to Rs. 225 cr as on December 31, 2018
- ❖ 13 clearing banks empanelled for funds settlement
- ❖ Central counterparty for all trades executed on MCX
- ❖ 211 Clearing Members
- ❖ MCXCCL obtained membership of Asia-Pacific Central Securities Depository Group (ACG)

- ❖ Risk Management and Clearing & Settlement functions:-
 - State of the art risk management system using SPAN based value-at-risk margining model
 - Collection of margin from the members, effect pay-in and payout of funds and commodities
 - Electronic Warehouse Receipts System
 - Commodity accounting and receipts tracking system (Non-Agri)
 - Agri Commodities settled through CDSL Commodity Repository Ltd. (CCRL)

COMRIS



FINANCIAL OVERVIEW

INCOME STATEMENT (CONSOLIDATED)

(Rs. in Crore)	Q3 FY19	Q3 FY18	Q2 FY19
Revenue from Operations	76.93	62.81	71.10
Other Income	32.17	13.71	22.17
Total Revenue	109.10	76.52	93.27
Employee Cost	17.69	16.87	17.43
Other Operating Expenses	38.28	30.57	30.77
Operating Expenditure	55.97	47.44	48.20
EBIDTA	53.13	29.07	45.08
Depreciation	3.84	3.46	3.81
Exceptional item	-	-	-
Share of Profit of Associate	0.22	-	-
PBT	49.51	25.61	41.27
Provision For Tax	7.52	6.84	5.33
PAT	41.99	18.77	35.93

INCOME STATEMENT (CONSOLIDATED)

(Rs. in Crore)	9M FY 19	9M FY 18
Revenue from Operations	220.90	189.27
Other Income	66.89	66.02
Total Revenue	287.79	255.29
Employee Cost	53.67	52.46
Other Operating Expenses	98.45	87.91
Operating Expenditure	152.12	140.37
EBIDTA	135.66	114.92
Depreciation	11.31	13.06
Exceptional Items	23.80	-
Share of Profit of Associate	0.22	-
PBT	100.77	101.86
Provision For Tax	15.53	27.64
PAT	85.24	74.22

Certain statements in this presentation contain forward-looking information about Multi Commodity Exchange of India Limited and its subsidiary companies, including their business operations, strategy and expected financial performance and condition. Forward-looking statements include statements that are predictive in nature, depend upon or refer to future events or conditions, or concern future financial performance (including revenues, earnings or growth rates), possible future plans and action of the company. Forward-looking statements are based on current expectations and understanding about future events.

They are inherently subject to, risks, uncertainties, and assumptions, etc. about the Company, economic factors and the industry in general. The Company's actual performance and events could materially differ from those expressed or implied by forward-looking statements made by the company due to, but not limited to, important factors such as general economic, political and market factors in India and internationally, competition, technological change, and changes in the government regulations.

The material mentioned in this presentation is general background information about the Company's activities current at the date of the presentation. It is information given in summary form and does not purport to be complete, is subject to change without notice and its accuracy is not guaranteed. This presentation (including any information contained herein and any information, whether or not in writing, supplied in connection herewith) is strictly confidential.

INVESTOR RELATIONS CONTACT:

Mr. Sanjay Wadhwa, *Chief Financial Officer*

+91 22 6731 8888, Sanjay.Wadhwa@mcxindia.com