



MCX/SEC/1890

October 28, 2020

BSE Limited  
Department of Corporate Services  
PJ Towers  
Dalal Street  
Mumbai – 400 001.

Dear Sir / Madam,

**Subject: Investor Presentation for quarter and half year ended September 30, 2020.**

Please find enclosed herewith investor presentation for quarter and half year ended September 30, 2020.

We request you to kindly take the above-mentioned information on record.

Thanking you,

Yours faithfully,

**For Multi Commodity Exchange of India Limited**

**Ajay Puri**  
**Company Secretary**  
Encl: as above



# CONSOLIDATED HIGHLIGHTS Q2 FY2021

## ADT

Rs.38,144 Cr. <sup>^^</sup>↑  
(Rs.34,526 Cr.) ↑10%

## OPERATING REVENUE

Rs.119.68 Cr. ↑  
(Rs.106.58 Cr.) ↑12%

## Total Revenue

Rs.137.52 Cr. ↓  
(Rs.144.53 Cr.) ↓(5%)

## PAT

Rs.58.55 Cr. ↓  
(Rs.71.75 Cr.) ↓(18%)

## EBIDTA

Rs.83.52 Cr. ↓  
(Rs.91.64 Cr.) ↓(9%)

## SGF

Rs.448.16 Cr.\*  
(Rs.377.17 Cr.)

## IPF

Rs.201.27 Cr.\*  
(Rs.196.48 Cr.)

## Book Value per share

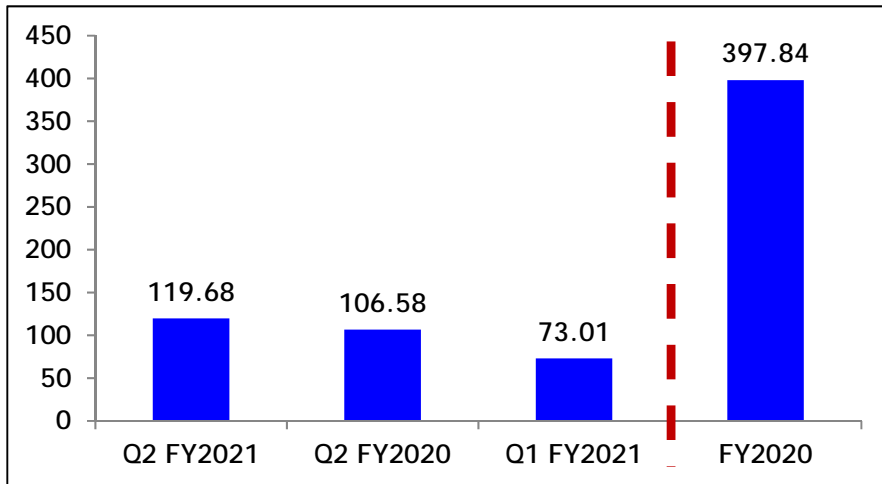
Rs.267\*\*  
(Rs.245<sup>^</sup>)

## AVERAGE REALISATION

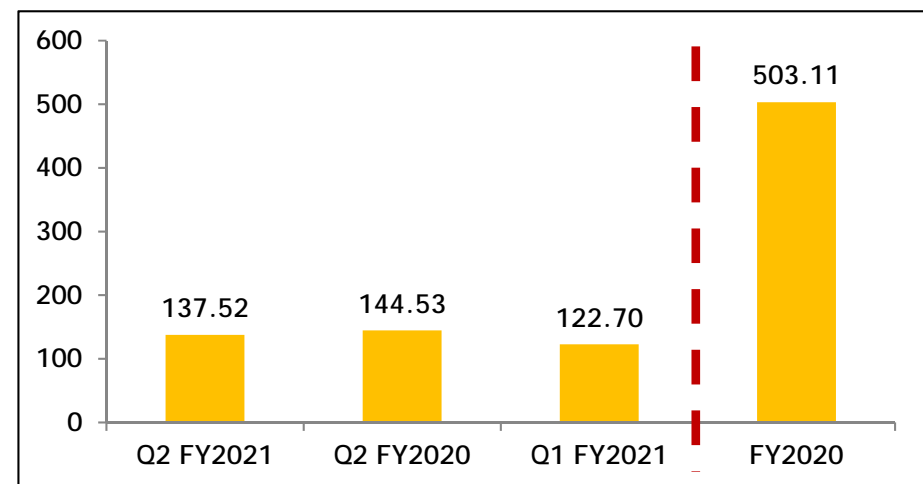
Rs.2.04 Per lakh  
(Rs.2.10)

# CONSOLIDATED KEY FINANCIALS

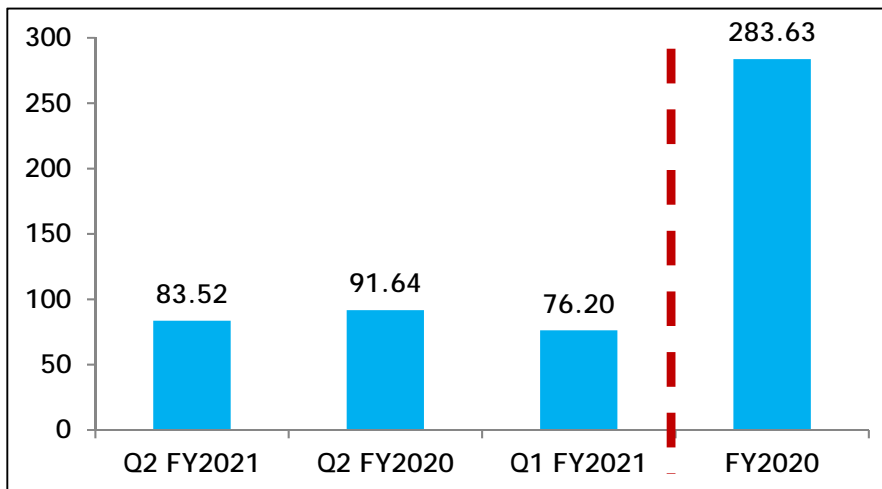
OPERATING REVENUE (IN RS. CRORE)



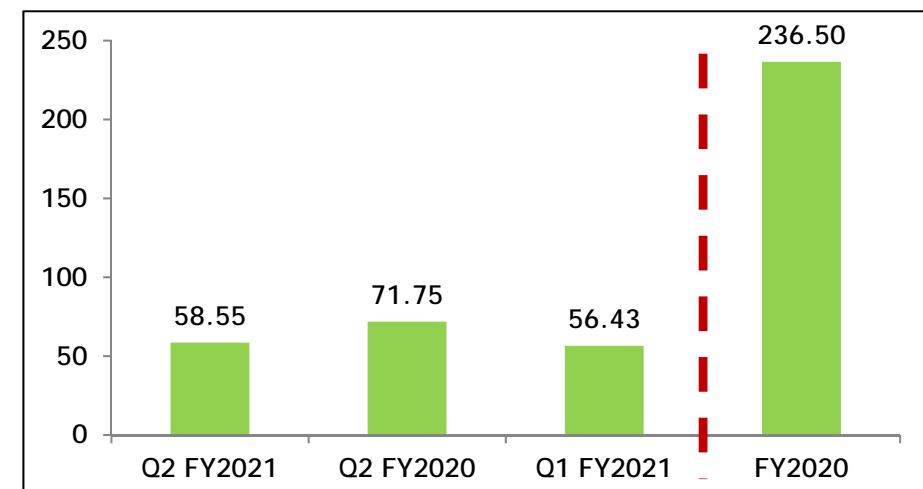
TOTAL REVENUE (IN RS. CRORE)



EBIDTA (IN RS. CRORE)

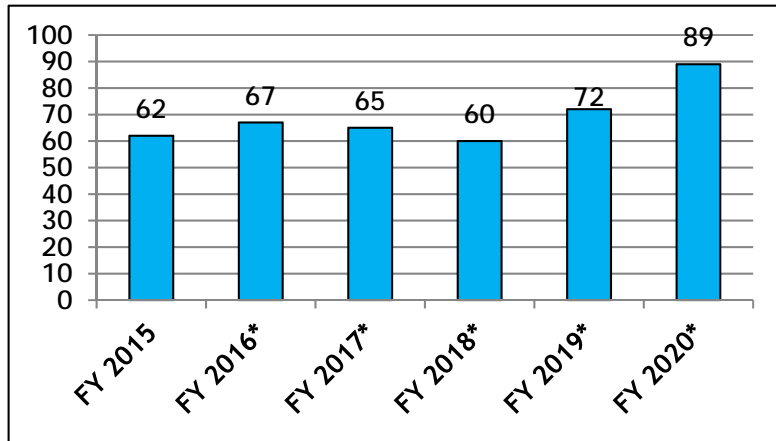


PAT (IN RS. CRORE)

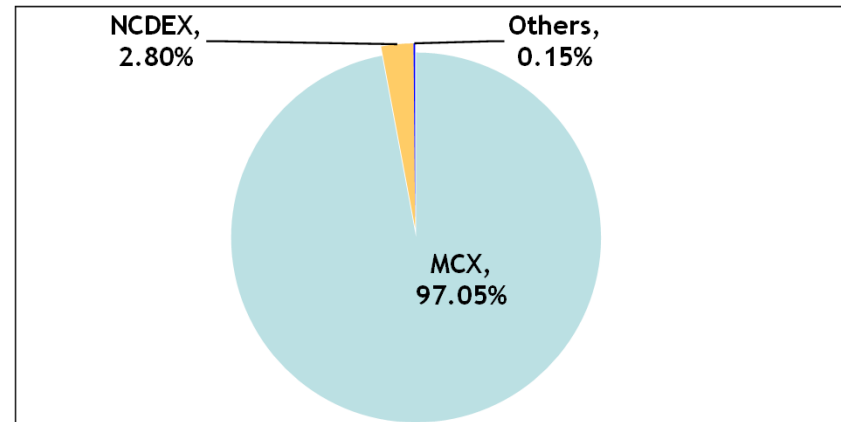




**INDIAN COMMODITIES MARKET IN TERMS OF VALUE OF FUTURES TRADED (INR TN)**



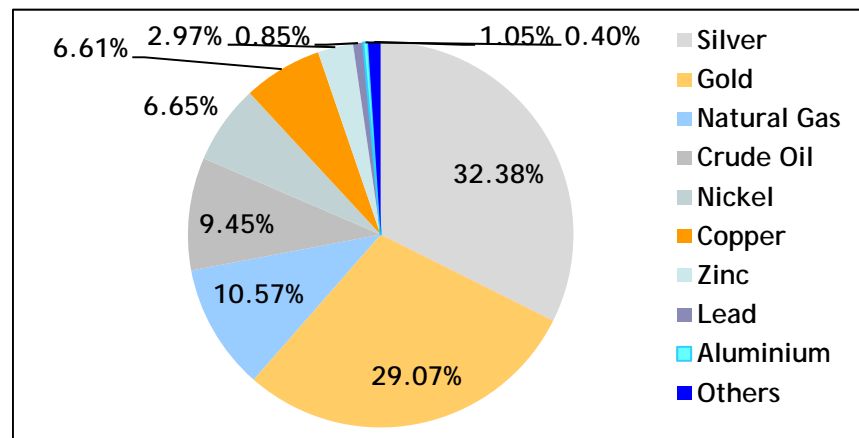
**COMMODITY DERIVATIVES MARKET SHARE H1 FY2021\*\***



**MCX: MARKET SHARE IN KEY SEGMENTS FOR H1 FY2021\*\***

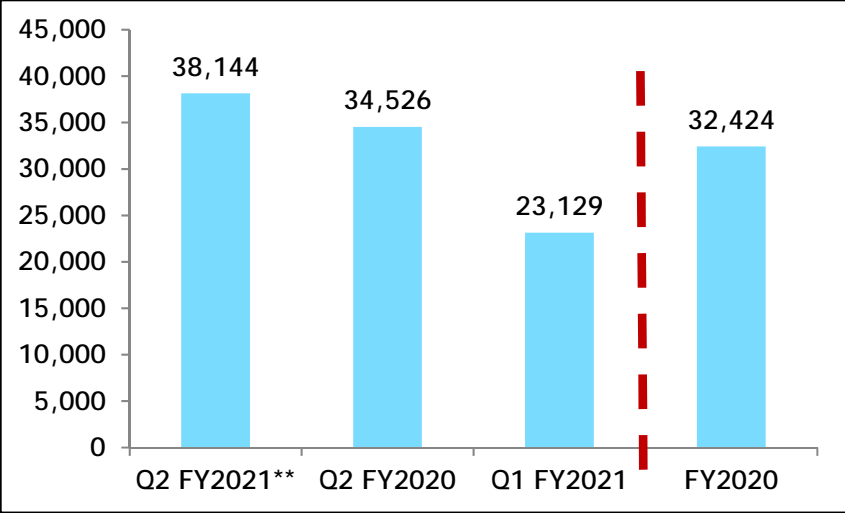
Commodity Segment	MCX Market Share in Indian Commodity Futures space	Proportion of MCX's turnover
Precious Metals & Stones	99.95%	61.64%
Energy	100.00%	20.02%
Base Metals	100.00%	17.47%
Agri- Commodities	22.47%	0.87%

**MCX MAJOR COMMODITIES TURNOVER H1 FY2021**



\* National Exchanges offering commodity futures only; Source: SEBI; Respective Exchanges Website; \*\* Includes index futures turnover

AVERAGE DAILY TURNOVER - Single Side (INR Crore)\*

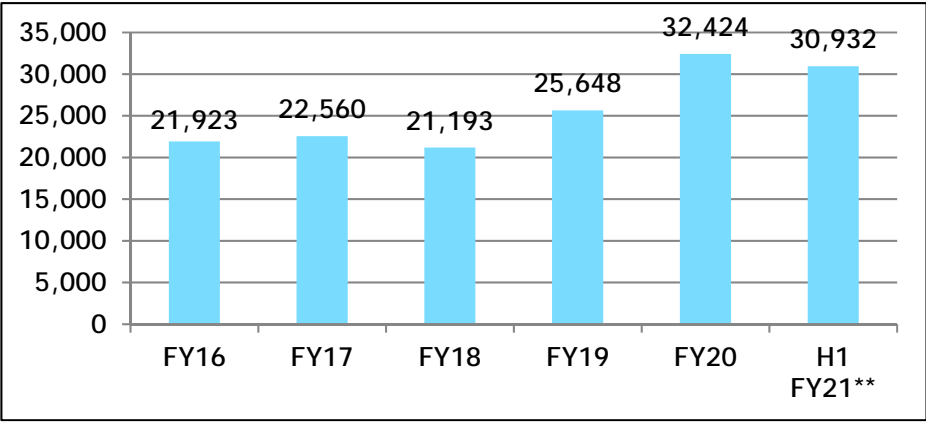


EXTENSIVE REACH

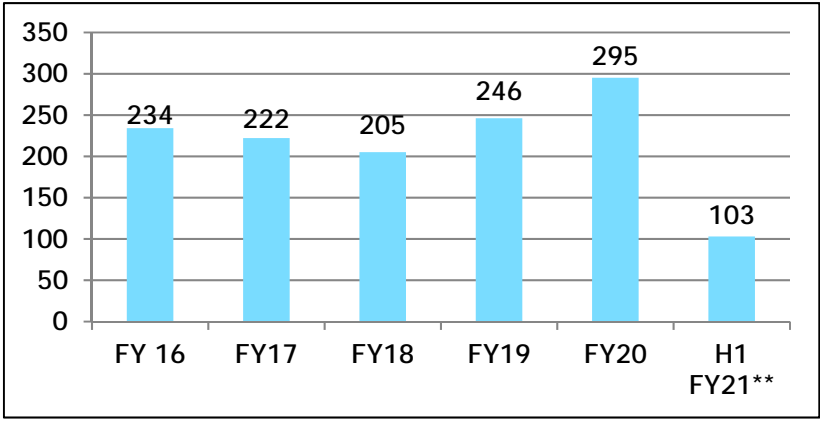
- 681 Members
- 55,660 Authorised Persons
- 31,75,100 terminals (including IBT, WT, CTCL)
- 1037 cities/towns across India
- ##No. of UCCs - 46,15,689

## Unique Client Code

AVERAGE DAILY TURNOVER - Single Side (INR Crore)\*



VOLUME OF CONTRACTS (Lots in MN)\*



\* Only Futures Trading Data; \*\* Includes index futures turnover

## DELIVERABLE METAL CONTRACTS

- All base metal contracts were successfully converted into delivery based contracts over last fiscal year
- Deliveries have been witnessed across base metal contracts
- Witnessed deliveries of over 111,000 tonne of base metals since their transition into compulsory delivery contracts
- Has designated warehouses in Bhiwandi (Thane) and Chennai
- Delivery details:-

Commodities	Delivery in H1 FY2021 (in MT)	Delivery in H1 FY2020 (in MT)	% Change
Aluminum	5,549	13,447	(59%)
Copper	6,652.5	2,307.5	188%
Lead	6,582	730	802%
Nickel	2,734.5	610.5	348%
Zinc	15,050	7,876	91%
<b>Total</b>	<b>36,568</b>	<b>24,971</b>	<b>46.4%</b>

Note: All base metal contracts were converted into delivery-based settlement contracts from March 2019 onwards in a phased manner. Starting with Aluminium in March, followed by Zinc in April, Lead and Nickel in June, and finally Copper in July 2019.

# KEY GROWTH DRIVERS

## Distribution

- Banks sponsored broking entities are allowed to provide services in commodity derivatives market
- Banks are allowed to serve as Professional Clearing Members (PCM)
- Integration of brokers: fungibility enabled at members level, resulting in ease of doing businesses at client level

## Participation

- SEBI allowed participation of institutional investors such as Mutual Funds & Portfolio Managers (PMS)
  - MFs can participate in exchange-traded commodity derivatives except those on 'Sensitive Commodities' as clients through following schemes:-
    - Hybrid schemes & multi asset schemes, and Gold ETFs
  - PMS can participate in Exchange Traded Commodity Derivatives

## Indices & Options

- Launched MCX iComdex Bullion and MCX iComdex base metal index futures
- Eligibility criteria, "to be amongst the top five futures contracts", for selection of commodity futures as underlying for options removed
- SEBI allowed delivery based 'Option in Goods' contracts
  - Introduced Options with gold mini (100 grams) bar as underlying

## Spot Initiatives

- Spot trading platforms for Bullion, Natural Gas, etc.

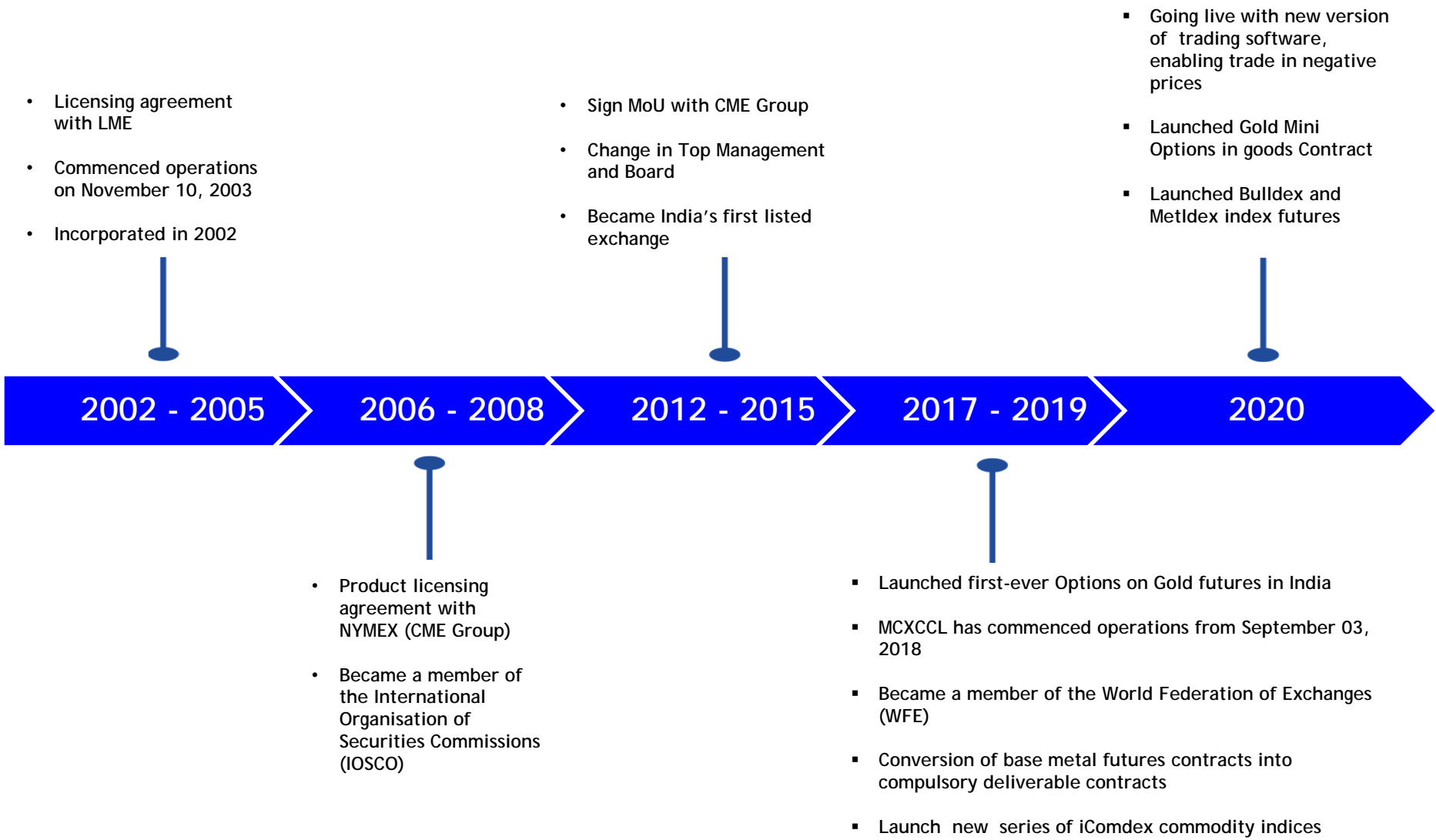
## Other Initiatives

- Empanelling domestic brands for MCX good delivery e.g. Gold, Lead





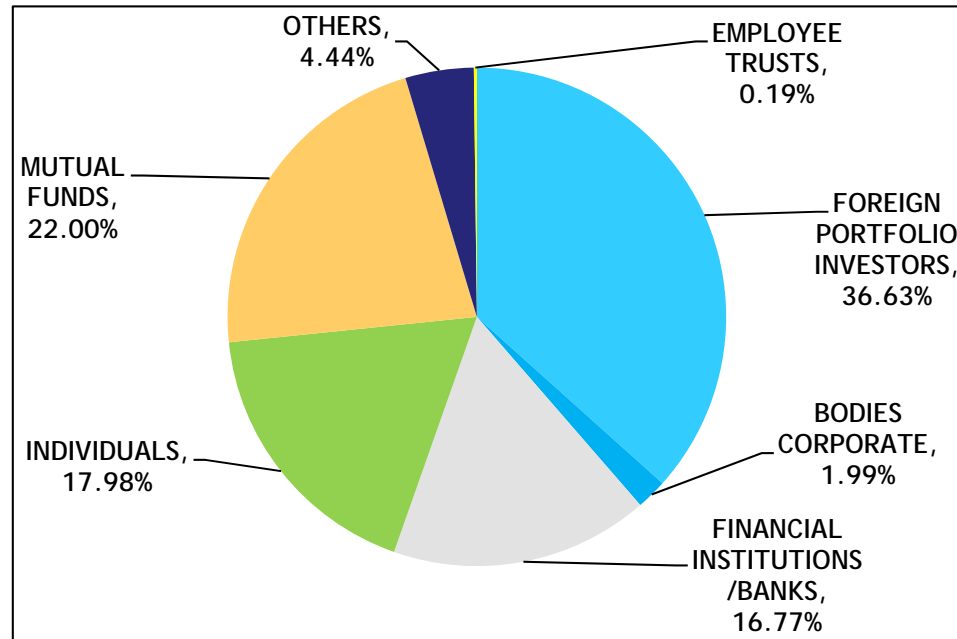
# KEY MILESTONES



- Ensure that all shareholders are 'fit and proper'
- Shareholders who acquire **above two per cent** would have to seek approval from SEBI within 15 days of acquisition by submitting the application to the Exchange
- Shareholders who intend to acquire **beyond five per cent** would have to take a prior approval from SEBI
- Exchange to ensure **51 per cent** of shareholding is held by the public at all times
- Aggregate Shareholding of trading members, their associates or agents should **not exceed 49% paid-up capital** at any point of time
- Foreign entity (like Exchanges, Depository, Banking & Insurance) can acquire or hold upto **15 per cent** of the paid-up equity share capital

# SHAREHOLDING HIGHLIGHTS

## SHAREHOLDING STRUCTURE AS ON SEPTEMBER 30, 2020



### Stock Info:-

No. of Shares Outstanding (In MN) - 50.998

BSE - MCX - 52 Week - H -Rs. 1875.00 / L - Rs. 805.05 (per share)

NSE - MCX - 52 Week - H -Rs. 1875.00 / L - Rs. 815.00 (per share)

As per BSE Market Capitalisation (In Rs. Bn) - 87.90<sup>#</sup>

## MAJOR SHAREHOLDERS SHAREHOLDING MORE THAN 1%

Sr. No.	Name of Shareholders <sup>##</sup>	%
1	Kotak Mahindra Bank Limited	15.00
2	WF Asian Smaller Companies Fund Limited	4.95
3	Kontiki Master Fund	4.24
4	Jhunjhunwala Rakesh Radheshyam	3.92
5	Axis Mutal Fund*	3.90
6	UTI Mutual Fund*	2.67
7	Government Pension Fund Global	2.62
8	Canara Robeco Mutual fund*	2.38
9	IDFC Multi Cap Fund	1.87
10	L&T Mutual Fund*	1.82
11	SBI Mutual Fund*	1.81
12	J P Morgan Funds	1.62
13	Stichting Depository APG Emerging Markets Equity P	1.50
14	ICICI Prudential Life Insurance Co. Ltd.	1.37
15	PPFAS Mutual Fund*	1.23
16	Smallcap World Fund, Inc	1.18
17	Franklin India Opportunities Fund	1.13
18	HDFC Bank Ltd.	1.03

<sup>##</sup> Based on PAN

# EXPERIENCED BOARD OF DIRECTORS

## SAURABH CHANDRA, IAS (Retd.), *Chairman*

- Former Secretary to the Ministry of Petroleum and Natural Gas, GoI, & in the Department of Industrial Policy and Promotion (DIPP),
- Has over 40 years of experience in various assignments, with State & Central Govt; in the Ministry of Finance, Ministry of Commerce and Industry, Ministry of Chemicals & Fertilizers, in the Govt. of India

## MS. PRAVIN TRIPATHI, *Public Interest Director*

- Former Deputy Comptroller & Auditor General of India & Chairperson Audit Board.
- Was the member of Airport Economic Regulatory Authority Appellate and also the member of Competition Appellate Tribunal
- Director on the Boards of various companies in different sectors

## AMIT GOELA, *Shareholder Director*

- Former AVP (Private Equity) Reliance Capital and CEO at Alchemy Share & Stock Brokers,
- Over 24 years of experience in Capital Market

## MS. PADMA RAGHUNATHAN, *Shareholder Director*

- Presently, working as Chief General Manager in Finance Department at NABARD
- Has closely worked with community-centred institutions engaged in upliftment of livelihood prospects of rural poor

## BASANT SETH, *Public Interest Director*

- Currently on the Board of State Bank of India, Roto Pumps Ltd. and Accountscore India Pvt. Ltd.
- Former Central Information Commissioner
- Over 39 years of experience in finance & banking, management & administrative matters

## DR. DEEPALI PANT JOSHI, *Public Interest Director*

- Former Executive Director of Reserve Bank of India (RBI)
- Former Chief Appellate Authority under the Right to information Act and head of the RBI Legal Department
- Over 38 years of experience; held several senior positions with RBI

## C. JAYARAM, *Shareholder Director*

- Former Joint Managing Director of Kotak Mahindra Bank Limited
- Currently on the board of Kotak Mahindra Bank Ltd., as a Non-Executive and Non-Independent Director
- Over 41 years of diverse experience in Financial Sector & related businesses

## P. S. REDDY, *MD and CEO*

- Former MD & CEO of Central Depository Services (India) Limited (CDSL)
- Over 31 years of diverse experience in Indian Capital Market, especially in Stock Exchange, Clearing Corporation and its ecosystem businesses

## DR. BHARTENDU KUMAR GAIROLA, *Public Interest Director*

- Founding member of National Informatics Centre (NIC) and has served in various capacities at NIC
- Helping the State Government of Chattisgarh in setting up an International Institute of Information Technology at Naya Raipur (IIITNR), as member of the Board of Governors

## SHANKAR AGGARWAL, *Public Interest Director*

- Former Secretary to the Ministry of Labour and Employment, GoI
- Former Secretary to the Ministry of Urban Development, GoI
- Prior to working with the Central Government, he held diverse and important portfolios in the UP Government

## HEMANG RAJA, *Shareholder Director*

- Former, Country Advisor - India to Asia Growth Capital Advisors (AGCA) for managing India Investments
- Former MD and Head India at Ritchie Capital
- Over 36 year of experience in Financial Industry

# EXPERIENCED MANAGEMENT LEADERSHIP



## AJAY PURI, *Company Secretary*

- Ex-President - Atherstone Capital,
- Over 39 years of experience in the field of Company Law, Legal, Secretarial & taxation functions with organisations such as Bharti Telecom, Weston Elektronik, Crowne

## PRAVEEN DG, *Head - Corporate Office and Projects, Risk Officer*

- Previously worked with MCX-SX & ICFAI - (Research Wing)
- Over 19 years of experience in financial markets

## SANJAY GOLECHA, *Chief Regulatory officer*

- Previously with MSEI Ltd and BSE Ltd
- Over 31 years of diverse experience in Capital Markets

## CHITTARANJAN REGE, *Head - Base Metals*

- Previously with E&Y, Hindalco & Mecklai Financial
- Over 21 years of experience in financial and commodity risk management

## PARESHNATH PAUL, *Chief Information Officer*

- Former Chief Technology Officer at Indian Energy Exchange (IEX)
- Over 26 years of experience in the Information Technology Sector

## SATYAJEET BOLAR, *Chief Financial Officer*

- Former Chief Operating Officer of a group company of BSE Ltd.
- Over 28 years of experience in Capital Markets

## MANAV JAIN, *Chief Technology Office - New Projects*

- Previously worked with G4S
- Previously worked with Bank of America
- Over 22 years of experience in Information Technology Sector

## RISHI NATHANY, *Head - Business Development & Marketing*

- Former Chief- Financial Segment at NCDEX and CEO and COO of various broking companies
- Over 22 years of experience across the Financial Services domain


## SHIVANSHU MEHTA, *Head - Bullion*

- Previously worked with Aditya Birla Group (Hindalco and Grasim)
- Previously worked with NCDEX
- Over 20 years of experience in physical and financial markets of precious and base metals



# MULTI COMMODITY EXCHANGE CLEARING CORPORATION LIMITED (MCXCCL) - India's First Clearing Corporation in Commodity Derivatives Market



- ❖ 100% subsidiary of Multi Commodity Exchange of India Ltd. (MCX)
- ❖ Commenced operations on September 03, 2018
- ❖ Settlement Guarantee Fund (SGF) corpus is Rs. 448.16 crs. as on September 30, 2020
- ❖ Has a paid-up share capital of Rs. 240 cr as on March 31, 2020
- ❖ 11 clearing banks empanelled for funds settlement
- ❖ Central counterparty for all trades executed on MCX
- ❖ 212 Clearing Members
- ❖ Granted recognition by European Securities & Markets Authority (ESMA) as a “third-country CCP”
- ❖ Became a member of Asia-Pacific Central Securities Depository Group (ACG) and Primary member of CCP12.
- ❖ Accorded with ISO 27001:2013 & 9001:2015 certifications for its Information Security Management System (ISMS) & Quality Management System (QMS) respectively
  
- ❖ Risk Management and Clearing & Settlement functions:-
  - State of the art risk management system using SPAN based value-at-risk margining model
  - Collection of margin from the members, effect pay-in and payout of funds and commodities
  - Electronic Warehouse Receipts System
    - Commodity accounting and receipts tracking system (Non-Agri) 
    - Agri Commodities settled through CDSL Commodity Repository Ltd. (CCRL) 



## FINANCIAL OVERVIEW

# FINANCIAL HIGHLIGHTS - Q2 FY20-21



## INCOME STATEMENT (CONSOLIDATED)

INR in Crore, except for per share amounts

	Q2 FY2021 (Unaudited)	Q2 FY2020 (Unaudited)	Q1 FY2021 (Unaudited)
Revenue from Operations	119.68	106.58	73.01
Other Income	17.84	37.95	49.69
<b>Total Revenue</b>	<b>137.52</b>	<b>144.53</b>	<b>122.70</b>
Employee Cost	20.16	19.49	17.84
Other Operating Expenditure	33.84	33.40	28.66
<b>Total Operating Expenditure</b>	<b>54.00</b>	<b>52.89</b>	<b>46.50</b>
<b>EBITDA</b>	<b>83.52</b>	<b>91.64</b>	<b>76.20</b>
Depreciation & Finance cost	5.28	4.23	4.85
Share of Profit of Associate	(0.02)	(0.29)	0.11
<b>Profit Before tax</b>	<b>78.23</b>	<b>87.12</b>	<b>71.46</b>
Provision for tax	19.68	15.37	15.03
<b>Profit After tax</b>	<b>58.55</b>	<b>71.75</b>	<b>56.43</b>
Basic EPS* (INR) (Quarterly figures not Annualised)	11.50	14.11	11.09

# FINANCIAL HIGHLIGHTS - H1 FY20-21



## INCOME STATEMENT (CONSOLIDATED)

INR in Crore, except for per share amounts

	H1 FY2021 (Unaudited)	H1 FY2020 (Unaudited)
Revenue from Operations	192.69	191.55
Other Income	67.53	63.82
<b>Total Revenue</b>	<b>260.22</b>	<b>255.37</b>
Employee Cost	38.00	38.27
Other Operating Expenditure	62.59	66.47
<b>Total Operating Expenditure</b>	<b>100.59</b>	<b>104.74</b>
<b>EBITDA</b>	<b>159.63</b>	<b>150.63</b>
Depreciation	10.04	8.26
Share of Profit of Associate	0.09	(0.18)
<b>Profit Before tax</b>	<b>149.68</b>	<b>142.19</b>
Provision for tax	34.70	26.74
<b>Profit After tax</b>	<b>114.98</b>	<b>115.45</b>
Basic EPS* (INR) (Quarterly figures not Annualised)	22.59	22.70

# BALANCE SHEET (CONSOLIDATED)

In Rs. Crore

PARTICULARS	AS ON Sept 30, 20	AS ON Mar 31, 20
<b>EQUITY AND LIABILITIES</b>		
Shareholders' Funds		
Share Capital	51	51
Reserves & Surplus	1,257	1,308
Non Current Liabilities	505	464
Current Liabilities	750	911
<b>TOTAL</b>	<b>2,563</b>	<b>2,735</b>

- Net worth of Rs. 1,308 crore (excluding SGF) as on September 30, 2020

In Rs. Crore

PARTICULARS	AS ON Sept 30, 20	AS ON Mar 31, 20
<b>ASSETS</b>		
Fixed Assets	182	182
Non-current investments & Loans and Advances	1,088	1,050
Total Current Assets	1,293	1,503
- Cash & Cash equivalents included in Total Current Assets	158	407
	<b>2,563</b>	<b>2,735</b>



## DISCLAIMER

Certain statements in this presentation contain forward-looking information about Multi Commodity Exchange of India Limited and its subsidiary companies, including their business operations, strategy and expected financial performance and condition. Forward-looking statements include statements that are predictive in nature, depend upon or refer to future events or conditions, or concern future financial performance (including revenues, earnings or growth rates), possible future plans and action of the company. Forward-looking statements are based on current expectations and understanding about future events.

They are inherently subject to, risks, uncertainties, and assumptions, etc. about the Company, economic factors and the industry in general. The Company's actual performance and events could materially differ from those expressed or implied by forward-looking statements made by the company due to, but not limited to, important factors such as general economic, political and market factors in India and internationally, competition, technological change, and changes in the government regulations.

The material mentioned in this presentation is general background information about the Company's activities current at the date of the presentation. It is information given in summary form and does not purport to be complete, is subject to change without notice and its accuracy is not guaranteed. This presentation (including any information contained herein and any information, whether or not in writing, supplied in connection herewith) is strictly confidential.

### INVESTOR RELATIONS CONTACT:

Mr. Nilesh Chauhan

+91 22 6731 8888, [nilesh.chauhan@mcxindia.com](mailto:nilesh.chauhan@mcxindia.com)