

Ref. No.CO:CS:RC:2019-20:099

July 16, 2019

BSE Limited,  
Phiroze Jeejeebhoy Towers,  
Dalal Street, Fort,  
Mumbai - 400 023.

National Stock Exchange of India Limited,  
Exchange Plaza, Bandra Kurla Complex,  
Bandra (E),  
Mumbai – 400 051.

Dear Sirs,

**BSE Scrip Code No.: 532772**      **NSE SYMBOL: DCBBANK**

In the attachment please find an “Investor Presentation - Q-1 FY 2020 – July 16 2019”

Kindly acknowledge receipt.

Thanking you,

Yours faithfully,

For DCB Bank Limited



Rubi Chaturvedi  
Company Secretary &  
Compliance Officer

Encl: As above



# **Investor Presentation – Q1 FY 2020**

*July 16, 2019*

This presentation is strictly confidential and may not be copied, published, distributed, redistributed, disseminated or transmitted, directly or indirectly, in any manner. The information in this presentation is being provided by DCB Bank Limited (the "Bank").

This presentation has been prepared for information purposes only, without regard to any specific objectives, financial situations or informational needs of any particular person, and is not an offer or invitation, directly or indirectly, to buy or sell any securities of the Bank by any person in any jurisdiction, including India and the United States, nor shall a part, or all, of this presentation form the basis of or be relied on in connection with any contract or investment decision or commitment to purchase or subscribe in relation to any securities. No information contained herein has been independently verified by anyone else. This presentation is not an offer document or a prospectus under the Companies Act, 2013, as amended, the Securities and Exchange Board of India (Issue of Capital and Disclosure Requirements) Regulations, 2009, as amended and any other applicable law.

No representation or warranty, express or implied, is made as to, and no reliance should be placed on, the fairness, accuracy, completeness or correctness of the information or opinions contained in this presentation. Such information and opinions are in all events not current after the date of this presentation. Further, past performance is not necessarily indicative of future results.

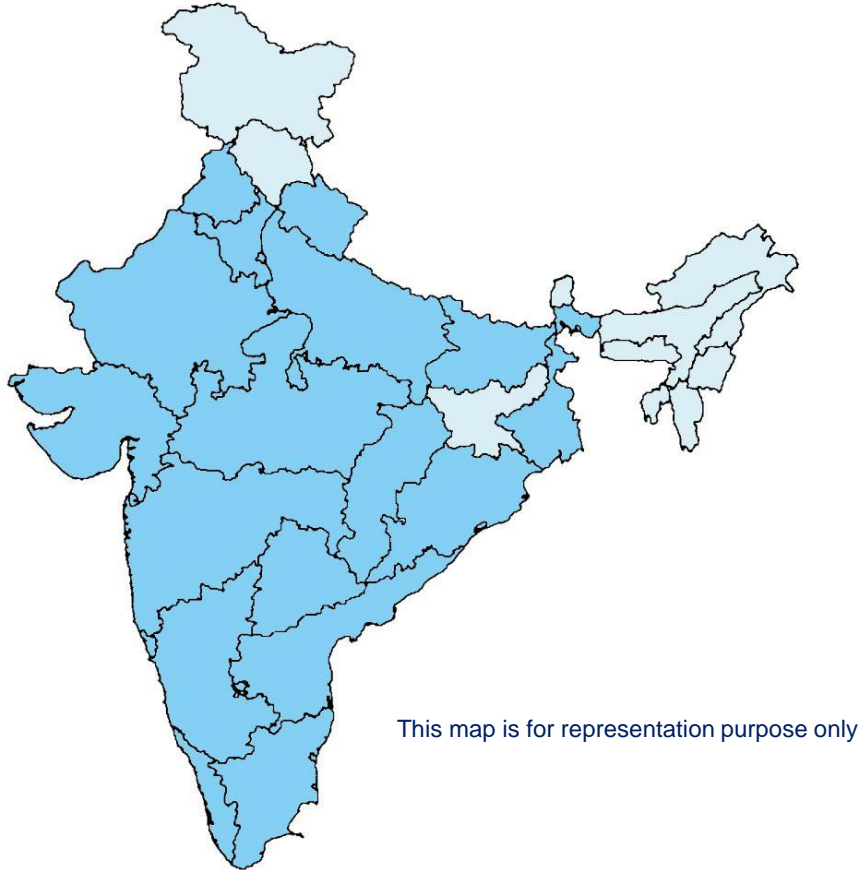
This presentation is not a complete description of the Bank. This presentation may contain forward-looking statements based on the currently held beliefs and assumptions of the management of the Bank, which are expressed in good faith and, in their opinion, reasonable. Forward-looking statements involve known and unknown risks, uncertainties, assumptions and other factors, which may cause the actual results, financial condition, performance, or achievements of the Bank or industry results to differ materially from the results, financial condition, performance or achievements expressed or implied by such forward-looking statements. The risks and uncertainties relating to these statements include, but are not limited to, risks and uncertainties regarding expansion plans and the benefits there from, fluctuations in our earnings, our ability to manage growth and implement strategies, intense competition in our business including those factors which may affect our cost advantage, our ability to attract and retain highly skilled professionals, changes in technology, availability of financing, our ability to successfully complete and integrate our business plans, liabilities, political instability and general economic conditions affecting our industry. Given these risks, uncertainties, assumptions and other factors, recipients of this document are cautioned not to place undue reliance on these forward-looking statements. The Bank disclaims any obligation to update these forward-looking statements to reflect future events or developments.

This presentation is not an offer of securities for sale in the United States or in any other jurisdiction. Securities may not be offered or sold in the United States absent registration or an exemption from registration. No shares or other securities may be offered or sold other than in compliance with the laws of relevant jurisdictions, including the United States Securities Act of 1933, as amended.

By viewing this presentation you acknowledge that you will be solely responsible for your own assessment of the market and the market position of the Bank and the potential future performance of the business of the Bank.

Except as otherwise stated, all of the information contained herein is preliminary and indicative and is based on management information, current plans and estimates in the form as it has been disclosed in this presentation. Industry and market-related information is obtained or derived from industry publications and has not been verified by us. The information contained in this presentation, except as otherwise stated, is only current as of the date of the presentation, is subject to change without notice and there can be no assurance that future results or events will be consistent with any such information. The Bank may alter, modify or otherwise change in any manner the content of this presentation, without any obligation to notify any person of such revision or changes. The accuracy of this presentation is not guaranteed. It may be incomplete or condensed and it may not contain all material information concerning the Bank. Persons relying on the information in this presentation or any other communication by the Bank should do so at their own risk and the Bank or any of its officers and directors shall not be responsible for any kind of consequences or liability to any person arising out of, any act or omission based on or relying and acting upon any such information.

Figures for the previous period / year have been regrouped wherever necessary to conform with the current period's / year's presentation. Financial numbers are from Audited Financials or Limited Reviewed Financials or based on Management estimates.



At a Glance	
Branches	334
ATMs	508
Network*	35,000+

Category	No. of Branches	%
Metro	102	31
Urban	81	24
Semi Urban	84	25
Rural	67	20
<b>Total</b>	<b>334</b>	<b>100</b>

\*DCB Bank customers are able to access VISA ATMs across the world

- **DCB Bank** is a modern emerging new generation private sector bank with 334 branches across 19 States and 3 Union Territories. It is professionally managed and governed. DCB Bank has comprehensive range of products and services, contemporary technology and infrastructure including state of the art internet and mobile banking.
- It is a Scheduled **Commercial Bank** regulated by the Reserve Bank of India.

INR mn	No. of Branches	Balance Sheet	Cost to Income Ratio	Return on Asset	Return on Equity
<b>Q1 FY 2020</b>	<b>334</b>	<b>362,824</b>	<b>57.46%</b>	<b>0.89%</b>	<b>*11.17%</b>
FY 2019	333	357,918	56.88%	0.99%	*12.08%
FY 2018	318	302,221	59.79%	0.94%	*10.31%
FY 2017	262	240,464	60.02%	0.93%	10.30%
FY 2016	198	191,185	58.45%	1.14%	11.59%
FY 2015	154	161,323	58.83%	1.37%	14.16%
FY 2014	130	129,231	62.93%	1.31%	14.04%
FY 2013	94	112,788	68.58%	1.06%	11.13%

INR mn	Q1 FY 20	Q4 FY 19	Q1 FY 19	Y-o-Y
<b>Deposits</b>	<b>287,892</b>	284,351	<b>250,324</b>	15%
<b>Of which CASA</b>	<b>70,618</b>	68,099	<b>61,659</b>	15%
<b>Of which Retail Term</b>	<b>162,623</b>	158,319	<b>127,414</b>	28%
<b>- Of which NRI Term</b>	<b>18,330</b>	17,636	<b>15,538</b>	18%
<b>Net Advances</b>	<b>240,443</b>	235,680	<b>212,434</b>	13%
INR mn	Q1 FY 20	Q4 FY 19	Q1 FY 19	Y-o-Y
<b>Net Interest Income</b>	<b>3,047</b>	<b>3,009</b>	<b>2,730</b>	12%
<b>Non Interest Income</b>	<b>868</b>	<b>993</b>	<b>828</b>	5%
<b>Total Cost<sup>1</sup></b>	<b>(2,250)</b>	<b>(2,149)</b>	<b>(2,144)</b>	(5%)
<b>Operating Profit</b>	<b>1,665</b>	<b>1,853</b>	<b>1,414</b>	18%
<b>Profit Before Tax</b>	<b>1,259</b>	<b>1,505</b>	<b>1,082</b>	16%
<b>Profit After Tax</b>	<b>811</b>	<b>963</b>	<b>695</b>	17%

1: Includes RBI penalty of INR 20 mn for Q4 FY 19

INR mn	Mar 31, 2013	Mar 31, 2014	Mar 31, 2015	Mar 31, 2016	Mar 31, 2017	Mar 31, 2018	Mar 31, 2019	Jun 30, 2019
Shareholder's Equity	10,031	11,540	15,886	17,922	22,049	28,078	31,156	<b>31,611</b>
Deposits	83,638	103,251	126,091	149,260	192,892	240,069	284,351	<b>287,892</b>
Borrowings	15,256	8,601	11,638	11,479	12,758	19,267	27,232	<b>26,582</b>
Other Liabilities & Provisions	3,863	5,839	7,708	12,524	12,765	14,807	15,179	<b>16,739</b>
<b>Total</b>	<b>112,788</b>	<b>129,231</b>	<b>161,323</b>	<b>191,185</b>	<b>240,464</b>	<b>302,221</b>	<b>357,918</b>	<b>362,824</b>
Cash, Inter-bank, etc.	8,833	6,896	7,192	8,916	11,925	23,720	27,934	<b>26,556</b>
Investments	29,884	32,308	39,622	43,333	58,179	62,190	78,441	<b>79,951</b>
Net Advances	65,861	81,402	104,651	129,214	158,176	203,367	235,680	<b>240,443</b>
Fixed Assets	2,394	2,386	2,367	2,480	4,886	4,940	5,260	<b>5,321</b>
Other Assets	5,816	6,239	7,492	7,242	7,298	8,004	10,603	<b>10,553</b>
<b>Total</b>	<b>112,788</b>	<b>129,231</b>	<b>161,323</b>	<b>191,185</b>	<b>240,464</b>	<b>302,221</b>	<b>357,918</b>	<b>362,824</b>
Credit Deposit Ratio	78.74%	78.84%	83.00%	86.57%	82.00%	84.71%	82.88%	<b>83.52%</b>

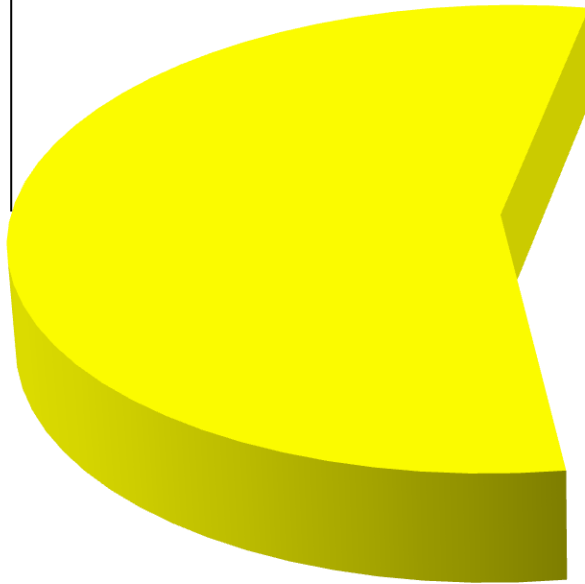
INR mn	Q1 FY19	Q2 FY19	Q3 FY19	Q4 FY19	Q1 FY20
Net Interest Income	<b>2,730</b>	2,818	2,936	3,009	<b>3,047</b>
Other Income	<b>828</b>	735	945	993	<b>868</b>
- Commission, exchange and brokerage	<b>599</b>	559	594	648	<b>546</b>
- Profit on Sale of Investment	<b>153</b>	31	112	90	<b>159</b>
- Profit on Exchange Transaction	<b>49</b>	52	57	58	<b>55</b>
Operating Income	<b>3,558</b>	3,553	3,881	4,002	<b>3,915</b>
Operating Expenses	<b>(2,144)</b>	(2,092)	(2,143)	(2,149)	<b>(2,250)</b>
Operating Profit	<b>1,414</b>	1,461	1,738	1,853	<b>1,665</b>
Provisions other than Tax	<b>(332)</b>	(319)	(402)	(348)	<b>(406)</b>
Profit Before Tax	<b>1,082</b>	1,142	1,336	1,505	<b>1,259</b>
Tax	<b>(387)</b>	(408)	(475)	(542)	<b>(448)</b>
Profit After Tax	<b>695</b>	734	861	963	<b>811</b>
Cost Income Ratio	<b>60.26%</b>	58.88%	55.22%	53.71%	<b>57.46%</b>




INR mn	FY 2013	FY 2014	FY 2015	FY 2016	FY 2017	FY 2018	FY 2019
Net Interest Income	2,844	3,684	5,082	6,195	7,971	9,954	<b>11,493</b>
Other Income	1,170	1,387	1,657	2,205	2,488	3,103	<b>3,502</b>
- <i>Commission, exchange and brokerage</i>	893	999	1,193	1,405	1,651	2,176	<b>2,399</b>
- <i>Profit on Sale of Investment</i>	139	225	277	423	454	454	<b>386</b>
- <i>Profit on Exchange Transaction</i>	72	57	76	145	104	139	<b>216</b>
Operating Income	4,014	5,071	6,739	8,400	10,459	13,057	<b>14,995</b>
Operating Expenses	(2,753)	(3,191)	(3,965)	(4,910)	(6,277)	(7,807)	<b>(8,529)</b>
Operating Profit	1,261	1,880	2,774	3,490	4,182	5,250	<b>6,466</b>
Provisions other than Tax	(240)	(366)	(694)	(879)	(1,115)	(1,388)	<b>(1,401)</b>
Profit Before Tax	1,021	1,514	2,080	2,611	3,067	3,862	<b>5,065</b>
Tax	0	0	(168)	(666)	(1,070)	(1,409)	<b>(1,811)</b>
Profit After Tax	1,021	1,514	1,912	1,945	1,997	2,453	<b>3,254</b>
Cost Income Ratio	68.58%	62.93%	58.83%	58.45%	60.02%	59.79%	<b>56.88%</b>

Deposits as on Jun 30, 2019


Residential Term  
Deposit 56%



\*CASA  
25%



Interbank Term  
Deposit  
13%

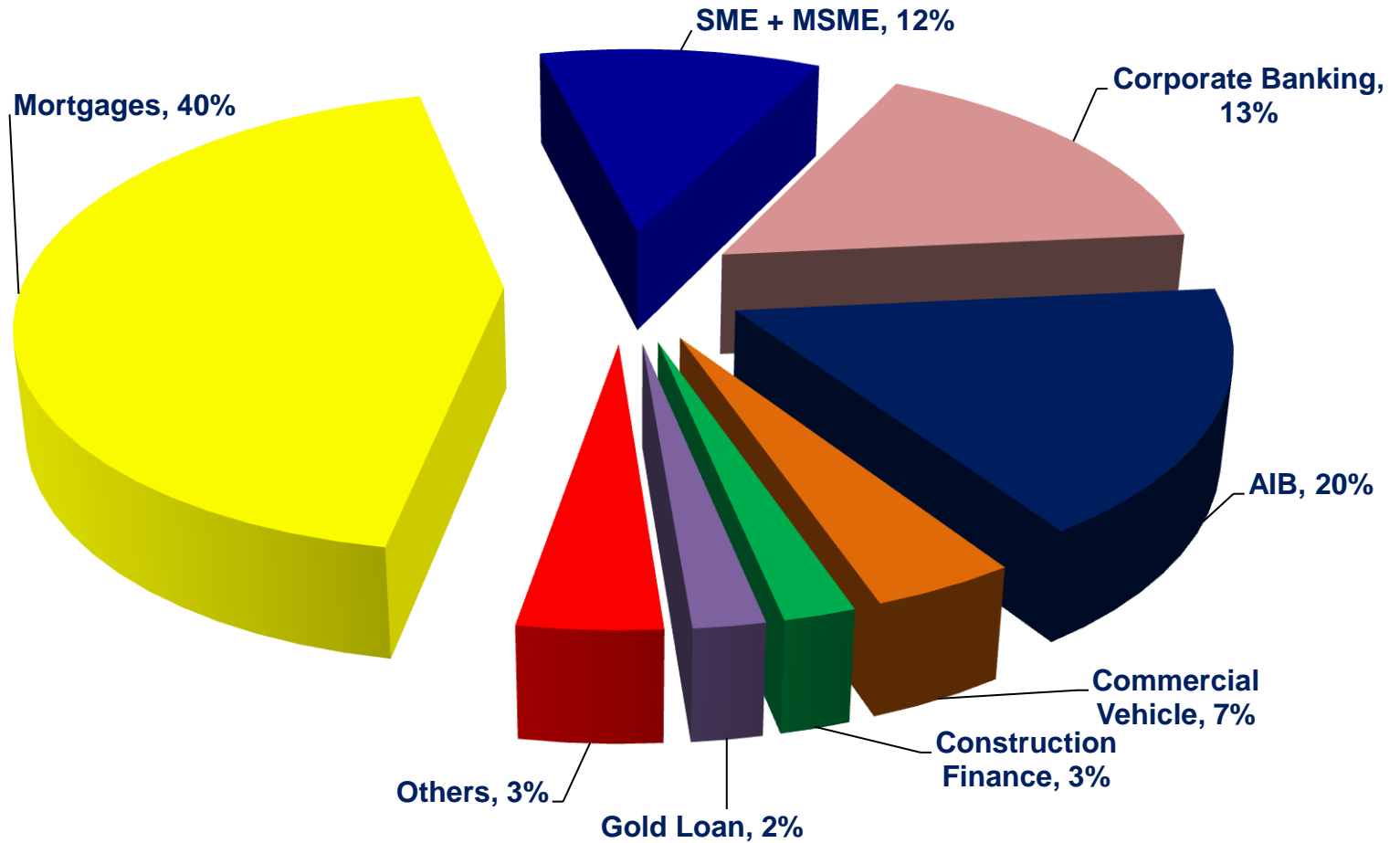


Non-Resident Term  
Deposit  
6%



\* CASA includes NRI CASA

Net Advances as on Jun 30, 2019



Year Ended	FY 2013-14	FY 2014-15	FY 2015-16	FY 2016-17	FY 2017-18	FY 2018-19	Q1 FY 2019-20
<b>Net Interest Margin</b>	3.56%	3.72%	3.94%	4.04%	4.16%	3.83%	<b>3.67%</b>
<b>Yield on Advances</b>	12.84%	12.63%	12.52%	12.03%	11.41%	11.29%	<b>11.58%</b>
<b>Cost of Funds</b>	7.78%	7.78%	7.54%	7.00%	6.51%	6.75%	<b>7.14%</b>

# Non Performing Assets

# DCB BANK

	Mar 31, 2014	Mar 31, 2015	Mar 31, 2016	Mar 31, 2017	Mar 31, 2018	Jun 30, 2018	Mar 31, 2019	Jun 30, 2019
<b>Gross NPA</b>	1.69%	1.76%	1.51%	1.59%	1.79%	<b>1.86%</b>	1.84%	<b>1.96%</b>
<b>Net NPA</b>	0.91%	1.01%	0.75%	0.79%	0.72%	<b>0.72%</b>	0.65%	<b>0.81%</b>
<b>Provision Coverage</b>	80.54%	74.66%	77.55%	73.80%	75.72%	<b>76.09%</b>	78.77%	<b>75.59%</b>

INR mn	Mar 31, 2014	Mar 31, 2015	Mar 31, 2016	Mar 31, 2017	Mar 31, 2018	Jun 30, 2018	Mar 31, 2019	Jun 30, 2019
<b>Mortgages</b>	240	362	464	717	1,392	<b>1,480</b>	1,627	<b>1,779</b>
<b>SME+MSME</b>	873	273	245	324	307	<b>339</b>	425	<b>501</b>
<b>Corporate</b>	154	919	861	859	840	<b>902</b>	619	<b>187</b>
<b>AIB</b>	66	187	288	366	632	<b>734</b>	984	<b>1,261</b>
<b>Gold Loans</b>	12	28	22	22	107	<b>106</b>	84	<b>89</b>
<b>CV/STVL</b>	36	88	92	200	299	<b>319</b>	480	<b>635</b>
<b>Others</b>	4	4	2	54	113	<b>126</b>	176	<b>312</b>
<b>Gross NPA</b>	<b>1,385</b>	<b>1,861</b>	<b>1,974</b>	<b>2,542</b>	<b>3,690</b>	<b>4,006</b>	<b>4,395</b>	<b>4,764</b>
<b>Net NPA</b>	<b>740</b>	<b>1,057</b>	<b>975</b>	<b>1,244</b>	<b>1,467</b>	<b>1,539</b>	<b>1,538</b>	<b>1,958</b>

INR mn	Mar 31, 2014	Mar 31, 2015	Mar 31, 2016	Mar 31, 2017	Mar 31, 2018	Jun 30, 2018	Mar 31, 2019	Jun 30, 2019
<b>FV of SRs from ARC</b>	-	<b>160</b>	<b>307</b>	<b>701</b>	<b>629</b>	<b>520</b>	<b>380</b>	<b>359</b>

INR mn	Q1 2018-19	Q4 2018-19	Q1 2019-20	FY 2018-19
<b>Opening Balance</b>	<b>3,690</b>	4,451	<b>4,395</b>	3,690
<i>(+) Add</i>				
<b>Fresh Slippages</b>	<b>1,071</b>	985	<b>1,454</b>	4,171
<b>Addition to Existing NPAs</b>	<b>3</b>	22	<b>28</b>	34
<i>(-) Less</i>				
<b>Recoveries</b>	<b>248</b>	368	<b>311</b>	1,221
<b>Upgrades</b>	<b>432</b>	454	<b>369</b>	1,611
<b>Write Offs / Sacrifice</b>	<b>78</b>	241	<b>433</b>	668
<b>Closing Balance</b>	<b>4,006</b>	4,395	<b>4,764</b>	4,395

INR mn	Mar 31, 2013	Mar 31, 2014	Mar 31, 2015	Mar 31, 2016	Mar 31, 2017	Mar 31, 2018	Mar 31, 2019	Jun 30, 2019
<b>SLR</b>	24,332	28,072	34,750	39,855	47,711	49,091	60,007	<b>61,374</b>
<b>Non-SLR</b>	5,552	4,236	4,872	3,478	10,468	13,099	18,434	<b>18,577</b>
<b>Total Investments</b>	<b>29,884</b>	<b>32,308</b>	<b>39,622</b>	<b>43,333</b>	<b>58,179</b>	<b>62,190</b>	<b>78,441</b>	<b>79,951</b>
<b>HTM</b>	19,903	22,603	27,567	30,580	40,286	42,963	57,071	<b>58,904</b>
<b>AFS</b>	5,155	7,684	9,484	10,782	17,840	19,217	21,370	<b>20,944</b>
<b>HFT</b>	4,826	2,021	2,571	1,971	53	10	0	<b>103</b>
<b>Total Investments*</b>	<b>29,884</b>	<b>32,308</b>	<b>39,622</b>	<b>43,333</b>	<b>58,179</b>	<b>62,190</b>	<b>78,441</b>	<b>79,951</b>

Modified Duration	Mar 31, 2013	Mar 31, 2014	Mar 31, 2015	Mar 31, 2016	Mar 31, 2017	Mar 31, 2018	Mar 31, 2019	Jun 30, 2019
<b>AFS+HFT</b>	0.77	0.34	1.32	1.22	0.93	0.82	0.60	<b>0.67</b>

\*Total Investment: Represents Net investments (HTM – Held To Maturity, AFS – Available For Sale, HFT – Held For Trading)

	Mar 31, 2013	Mar 31, 2014	Mar 31, 2015	Mar 31, 2016	Mar 31, 2017	Mar 31, 2018	Mar 31, 2019	Jun 30, 2019
<b>CRAR</b>	13.61%	13.71%	14.95%	14.11%	13.76%	16.47%	16.81%	<b>16.06%</b>
-- Tier I	12.62%	12.86%	14.21%	12.79%	11.87%	12.72%	13.10%	<b>12.51%</b>
-- Tier II	0.99%	0.85%	0.74%	1.32%	1.89%	3.75%	3.71%	<b>3.55%</b>
<b>RWA*</b> <b>(INR mn)</b>	74,029	85,110	105,973	134,299	172,832	207,554	221,747	<b>232,357</b>

Capital Adequacy Ratio are under Basel III from FY 2013-14 (Prior period ratios are under Basel II)



	Sep 30, 2013	Dec 31, 2014	Mar 31, 2016	Mar 30, 2017	Mar 30, 2018	Mar 31, 2019	Jun 30, 2019
<b>ICRA</b>							
Long Term – Subordinated Debt	-	-	A+(hyb) (stable)	A+(hyb) (stable)	A+(hyb) (stable)	A+(hyb) (stable)	<b>A+(hyb) (stable)</b>
Short – Term Fixed Deposits	-	A1+	A1+	A1+	A1+	A1+	<b>A1+</b>
<b>CRISIL</b>							
Long Term – Subordinated Debt	-	-	-	-	A+/ Stable	AA-/ Stable	<b>AA-/ Stable</b>
Certificates of Deposit	A1+	A1+	A1+	A1+	A1+	A1+	<b>A1+</b>
Short – Term Fixed Deposits	A1+	A1+	A1+	A1+	A1+	A1+	<b>A1+</b>

# Overview

## Who is our Customer?

**Self Employed / Small Business** (For example: Trader, Commodity, Gold Trader, Vegetable Trader, Commission Agent, Retailer, Restaurant Owner, Caterer, Baker, Vending Machine Supplier, Consultant, Doctor, Contractor, Interior Decorator, Software Designer, Salon, Beauty Parlor, Printer, Electrical Engineer, Saw Mill, Flour Mill, Rice Mill, Grocery Store, Brick Maker, Builder, Fabricator, Artist, Writer, Auto Repair, Ship Repair, Pharmacy, Computer Specialist, Furniture Maker, Uniform Maker, Garment Shop, Fashion Tailor, Hardware Shop, Agri Processor, Pesticide Dealer, Auto Dealer, Scrap Dealer, Stationery Supplier, FMCG Dealer, Tool Maker, Agri Input Dealer, Tractor Dealer, Plastic Manufacturer, Mattress Manufacturer, Water Supplier, Computer Classes, Internet Café, Coaching Classes, Tour Operator, Hotel Owner, Transporter, Ticketing Agent, C&F Agent etc.) **The list of Self Employed occupation is endless. The target market is essentially Micro, Small and Medium Enterprises both in Manufacturing and Services.** (Please refer MSME Act 2006). **Majority of lending to MSME sector qualifies for Priority Sector Lending.**

## MSME Opportunity

MSME play a pivotal role in the economic and social development of the country.

- ✓ Number of Working Enterprises – **63 million**, Employment – **111 million**
- ✓ Urban – **49%**, Rural – **51%**
- ✓ Manufacturing – **32%**, Trade – **35%**, Other Service – **33%**
- ✓ Sole Proprietor – **96%**

(Source: Annual Report 2017-18 Government of India, Ministry of Micro, Small and Medium Enterprise)

- ✓ **79%** of Indian workforce is self employed (Source: DNA survey – June, 2013)

## DCB Bank Portfolio

- ✓ Self Employed Portfolio (estimates)
  - **80%** of CASA and Term Deposit accounts
  - **82%** of Mortgage accounts

# **Our Customers**

## *Manufacturer of Milking Equipment*



## *Interior Designers*



## Pet Food Retailer



## *Premium Coffee Manufacturer & Exporter*





## Bakery Owner



## *Martial Arts Teacher*



## *Knife Sheath Manufacturer*



1 Rely mainly on Retail Deposits (Term, CASA). Grow NRI deposits. Limit dependency on bulk.

1

2 Concentrate on Tier 2 to Tier 6 locations.

2

3 Relentless focus on Liquidity, Costs, Operational Risks, People and Customer Service. Improve continuously.

3

4 Grow Retail Mortgages, MSME, SME, Commercial Vehicle, Tractor Finance, Gold Loan, Mid- Corporate and Agri Loans.

4

5 Form strategic alliances with entities to enhance product / distribution.

5

6 Continuously strengthen Credit Processes, Portfolio Management and Recoveries.

6

7 Create a diversified and largely secured Advances portfolio. Limit unsecured and lumpy exposures.

7

8 Invest heavily on customer facing and frontline enabling technologies.

8

9 Generate steady granular Fee income. Cross sell Bancassurance, Mutual Funds, Trade, FX, CMS.

9

10 Partner with select “start-up” companies on disruptive technologies.

10

Implemented 150+ additional branches in a cautious, prudent and calibrated manner since October, 2015.

## Retail Banking

### Deposit Products:

- Corporate Salary
- Current and Savings
- Lockers
- NRI Deposits
- POS Terminals
- Term Deposits

### Cards:

- ATM Card
- Co-branded Prepaid Card
- Credit Card\*
- Debit Card
- Gift Card
- Secured Card

### Payments:

- Bill / Utility Payments
- IMPS / RTGS / NEFT / UPI
- On-line ShareTrading/ Demat
- Remittances
- Tax Payments
- Visa Money Transfer

### Loans:

- Auto Loan
- Commercial Vehicle
- Construction Equipment\*
- Construction Finance
- Dealer Trade Advance
- Home Loan
- Kisan Credit Card
- Loan Against Gold
- Loan Against Property
- Tractor Loan

### Third Party Products:

- Life Insurance and General Insurance
- Mutual Funds

## SME, Corporate Banking, NBFCs, Co-operative Banks

- Bills Collection
- Current Account
- Foreign Exchange
- Guarantees
- Import/ Export
- Letters of Credit
- Portfolio Buyout
- Supply Chain

- Term Loans
- Trade Current Account
- Working Capital
- Cash Management\*\*
- Internet Banking
- Invoice Discounting
- RTGS, NEFT, IMPS

## Treasury, NBFCs, Co-operative Banks

- CDs
- Corporate Bonds
- Equity Investment
- Foreign Exchange
- Liquidity Management
- Statutory Reserves Management
- Trading in Government Securities

## Services

- 24/7 Phone Banking
- Any Branch Banking
- Foreign Exchange

- Privilege Banking
- Internet Banking
- Mobile Banking
- Aadhaar based biometric ATM

\*Offered to existing customers. \*\* DCB Bank has a tie up with Axis Bank to provide customers with Cash Management facility at over 1,000 locations across India.

## Tier I Capital Raising

2017 QIP of INR 3.8 bn

2014 QIP of INR 2.5 bn

2012 QIP of INR 940 mn and Preferential Allotment of INR 1,390 mn

2009 QIP of INR 810 mn

2007 Preferential Allotment of INR 2.8 bn

2006 IPO of INR 1.86 bn and Private Equity Investment of INR 519.9 mn

2005 Private Equity Investment by AKFED (Principal Promoter) of INR 1.4 bn

## Milestones

2017 Opened 300<sup>th</sup> Branch

2016 Opened 200<sup>th</sup> Branch

2015 Opened 150<sup>th</sup> Branch

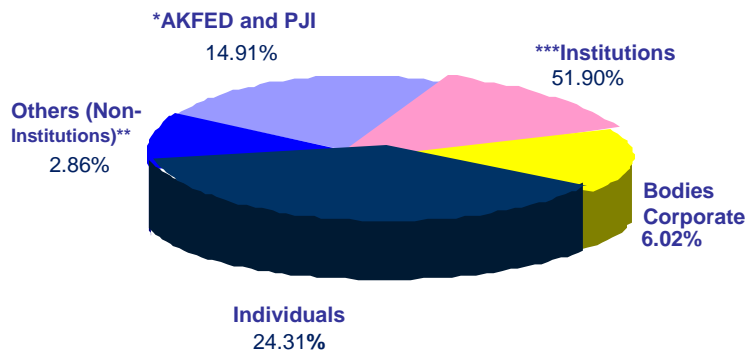
2013 Name changed to DCB Bank Ltd.

2013 Opened 100<sup>th</sup> Branch

2004 Classified as a “New Generation Private Sector Bank” by the RBI

1995 Conversion to Development Credit Bank Ltd.

## DCB BANK Shareholding Pattern



\*AKFED: Aga Khan Fund for Economic Development & PJI: Platinum Jubilee Investment Ltd.

\*\*Includes Clearing Members (0.43%), Non Resident Indians (1.57%), Trusts (0.03%) & Directors & their relatives (0.83%)

\*\*\*Institutions includes 24.49% held by FII & FPI

Key Non Promoter Shareholders	%
India Advantage Fund S4 I	4.03%
Matthews India Fund	3.86%
Aditya Birla Sun Life Mutual Fund AMC*	3.67%
HDFC Mutual Fund AMC	3.46%
DSP Small Cap Fund	2.91%
Sundaram Mutual Fund AMC*	2.67%
Premji Invest*	2.48%
Franklin India Smaller Companies Fund	2.02%
L&T Mutual Fund AMC	1.70%
Steinberg India Emerging Opportunities Fund Limited	1.59%
Apax Global Alpha Limited	1.51%
Tano Mauritius India FVCI II	1.48%
Tata Mutual Fund AMC*	1.48%
Abu Dhabi Investment Authority – Behave	1.23%

\* Held under various schemes/ funds/ entities.



- DCB Bank is promoted by the Aga Khan Fund for Economic Development (AKFED) <http://www.akdn.org/akfed>
- AKFED is an international development enterprise. It is dedicated to promoting entrepreneurship and building economically sound companies
- AKFED operates as a network of affiliates with more than 90 separate project companies employing over 80,000 people. The Fund is active in the developing countries

**Amin Manekia**

Pioneered in concept of automatic beverage vending machines in India. More than 20 years in various capacities in different institutions of AKDN for the social-economic uplift of the poor.

**Altat Jiwani**

Expertise in Foreign Exchange, Risk Management and Trade Finance. He is currently on the Board of Aga Khan Foundation.

**Ashok Barat**

Has held leadership positions in various organizations, such as Uniliver group, RPG group, etc. He superannuated in 2016 as Managing Director & CEO, Forbes & Company Ltd. He has been a Member (and Chairman in some) of the Boards of various companies-listed and private.

**C. Narasimhan**

A professional Banker. With SBI, held very senior level responsibilities across all important functions. He was a permanent invitee of SBI's Central Board and Audit Committees and on the Boards of SBI Group Cos.

**Imran Contractor**

Qualified Chartered Accountant and Cost Accountant. Advisor to several Corporate Managements and High Net worth Individuals on investment strategy and acted as consultant to reputed Mutual Fund.

**Murali M Natrajan**  
*Managing Director & CEO*

Standard Chartered Bank, Citibank, American Express.

**Iqbal Khan**

Partner at Shardul Amarchand Mangaldas & Co. and member of the Private Equity and Mergers and Acquisitions practice group. He completed his J.D. from Columbia Law School, & LL.B. from London School of Economics and Political Science.

**Jamal Pradhan**

A Commerce Graduate with specialization in the areas of exports and small scale industry. He is a promoter director of Pradhan Mercantile Private Limited and has experience of over two decades in export and small & medium manufacturing industry.

**Rupa Devi Singh**

A graduate in Science, Post-Graduate in Law from the University of Delhi & holds CAIIB. She has over 35 years of experience in areas of Commercial Banking, Project Structuring, Infrastructure, etc. Was the founder Managing Director & CEO of Power Exchange India (PXIL).

**Shaffiq Dharamshi**

An M.Sc. Graduate in Economics with specialization in Risk Management. He is currently working with AKFED as Head of Banking.

**S. Sridhar**

Retired as Chairman and Managing Director of Central Bank of India. Has also served as the Chairman and Managing Director of National Housing Bank (NHB) and Executive Director of EXIM Bank. Started career with SBI.

**Nasser Munjee**  
*Non-Executive Chairman*

He sits on major Corporate Boards in India and abroad. Holds a Masters degree from the London School of Economics, United Kingdom.



**Aditya Prasad – 31 yrs work exp.**  
*Chief Compliance Officer*

**Abhijit Shah – 23 yrs work exp.**  
*Chief Technology Officer*

**Damodar Agarwal – 20 yrs work exp.**  
*Head – Alternate Channels*

**Kamala Kant Pandey – 22 yrs work exp.**  
*Head Channel Sales & Emerging Markets*

**Manoj Joshi – 21 yrs work exp.**  
*Business Head – Trade Finance*

**N C Kaushal – 16 yrs work exp.**  
*Business Head - SME & MSME*

**R. Venkatesh – 27 yrs work exp.**  
*Head – Operations, Technology and Human Resource*

**Sridhar Seshadri – 34 yrs work exp.**  
*Chief Risk Officer*

**Ajay Mathur – 23 yrs work exp.**  
*Head – Collections & Commercial Vehicles*

**Bharat Sampat - \*31 yrs work exp.**  
*Chief Financial Officer*

**Gaurav Mehta – 21 yrs work exp.**  
*Head – Marketing, PR , Corporate Communication, Investor Relations, CSR*

**Murali M. Natrajan - \*34 yrs work exp.**  
*Managing Director & CEO*

**Meghana Rao – 15 yrs work exp.**  
*Head – Branch Operations*

**Pankaj Sood – 18 yrs work exp.**  
*Head Branch Banking – Retail*

**Rajesh Verma - \*31 yrs work exp.**  
*Head – Treasury , Correspondent Banking & Trade Finance*

**Abhijit Bose - \*25 yrs work exp.**  
*Chief Credit Officer*

**T P Anuradha – 17 yrs work exp.**  
*Chief Internal Auditor & Internal Vigilance*

**Krishna Ramasankaran – 21 yrs work exp.**  
*Head Credit – Retail & SME*

**J. K Vishwanath – 24 yrs work exp.**  
*Head – Corporate Banking*

**Narendranath Mishra – 17 yrs work exp.**  
*Head – Agri & Inclusive Banking*

**Praveen Kutty - \*26 yrs work exp.**  
*Head – Retail & SME Banking*

**Rubi Chaturvedi – 10 yrs work exp.**  
*Company Secretary*

**Sukesh Bhowal – 20 yrs work exp.**  
*Head – Mortgages, Gold Loan & Personal Loan*

# **Reward & Recognition**

## DCB BANK

### 3 Reasons to celebrate!



India's 20 Best  
Workplaces  
in BFSI - 2019



Ranked 75th  
in India's Best  
Companies to Work  
for 2019



Thrice in a row,  
Great Place to  
Work-Certified™  
for building a  
High-Trust and  
High-Performance  
Culture™





DCB Bank awarded the Tech Trendsetter of the Year at India Banking Reforms Conclave & BFSI Awards



DCB Bank awarded the Best Private Sector Bank of the Year by Indian Banking Summit and Awards 2019



DCB Bank awarded 2<sup>nd</sup> Runner Up in the Fastest Growing Small Size Banks by Business World at Magna Awards 2019

# **Digital Update**

1

**Core Applications – continuously upgrade business applications to support digital transformation**

2

**Mobile / Tab – create customer convenience by optimum use of mobile devices**

3

**Payments – innovative solutions that are dynamic, secure and fast**

4

**Infrastructure – modernize to support business growth in a cost effective and secure manner**



### Income Tax E-Filing

Customer Id :\*

Account Number:\*

PAN No :\*

I have read, understood and accept the terms and conditions applicable for Income Tax E-Filing. [Click here to read the terms and conditions.](#)

Submit

**Kindly Note:**

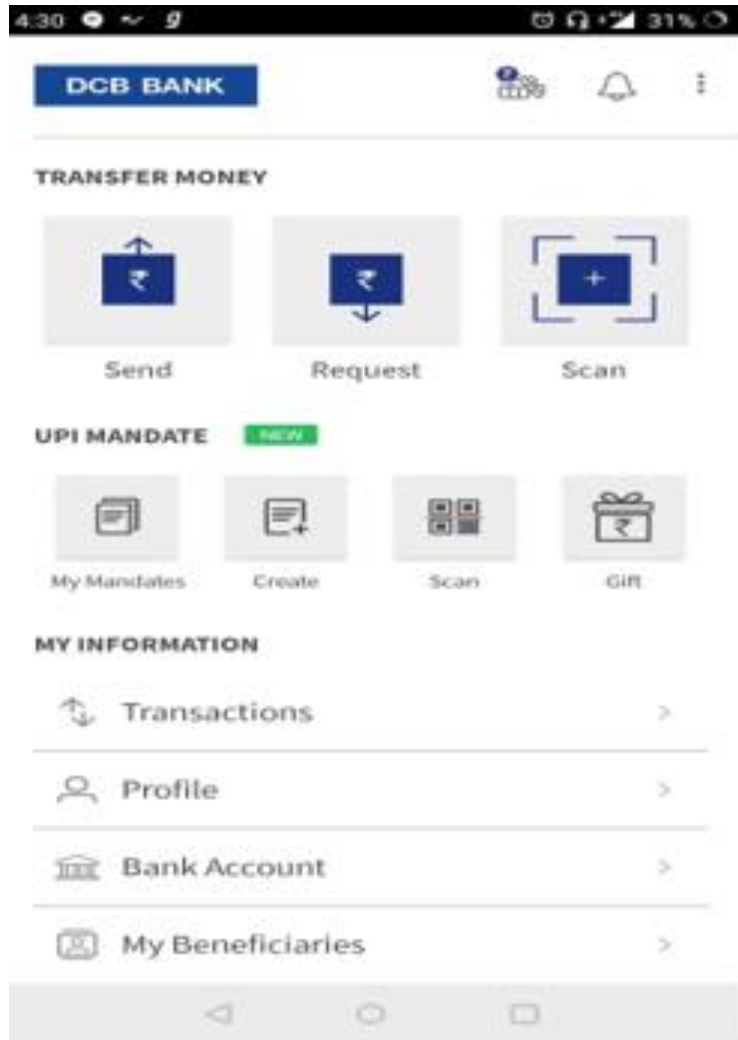
a. You should be a registered user of Income Tax E-Filing portal, to make use of this facility. If you have not registered already, please register yourself using the link <https://incometaxindiaefiling.gov.in/>.

### Favourites

Select your favourite activity

Add to Favourites

# DCB Bank launches Income Tax E-filing service through Personal Internet Banking



DCB Bank launches UPI 2.0 with one-time Mandate Facility

# Thank you

To receive investor updates from DCB Bank Ltd., write in at [investorrelations@dcbbank.com](mailto:investorrelations@dcbbank.com) . Do let us know of any change in your contact details on the same email ID.