

26th October 2021

To,
Department of Corporate Services
BSE Limited,
P. J. Towers, Dalal Street,
Mumbai - 400 001

Security Code: 542460
Security ID: ANUP

To,
Listing Department
National Stock Exchange of India Limited,
Exchange Plaza, 5th Floor Plot No. C/1,
G. Block Bandra - Kurla Complex,
Bandra (E), Mumbai - 400 051

Symbol: ANUP

Dear Sir/Madam,

Sub.: Unaudited standalone and consolidated financial results of the Company for the quarter and half year ended on 30th September 2021 and outcome of the Board Meeting held on 26th October 2021

We hereby inform you that the Board of Directors of the Company at its meeting held today, *inter alia*, approved unaudited standalone and consolidated financial results of the company for the quarter and half year ended on 30th September 2021.

Pursuant to Regulation 30 and 33 of the SEBI (Listing Obligations and Disclosure Requirements) Regulations, 2015, we enclose the following:

1. The unaudited standalone and consolidated financial results of the Company for the quarter and half year ended on 30th September 2021 along with Limited Review Reports thereon issued by M/s. Sorab S. Engineers & Co., Chartered Accountants, Statutory Auditors of the Company;
2. A copy of the Press Release; and
3. Investor Presentation.

The above documents will also be uploaded on company's website.

The Board meeting commenced today at 02:45 p.m. and was concluded at 03:40 p.m. (IST).

You are requested to take the above on your records and bring this to the Notice of all concerned.

Thanking you,


Yours faithfully,
For, The Anup Engineering Limited

CHINTANKUMAR Digitally signed by
CHINTANKUMAR
MAHENDRABHAI MAHENDRABHAI PATEL
PATEL Date: 2021.10.26
15:41:40 +05'30'

Chintankumar Patel
Company Secretary

Encl.: As above

Engineering Infinite possibilities



The Anup Engineering Limited

**Investor Presentation Q2 FY22
26th October 2021**

Safe harbour statement

Certain statements contained in this document may be statements of future expectations and other forward looking statements that are based on management's current view and assumptions and involve known and unknown risks and uncertainties that could cause actual results, performance or events to differ materially from those expressed or implied in such statements. None of The Anup Engineering Limited or any of its affiliates, advisors or representatives shall have any liability whatsoever (in negligence or otherwise) for any loss howsoever arising from any use of this document or its content or otherwise arising in connection with this document. This document does not constitute an offer or invitation to purchase or subscribe for any shares and neither it nor any part of it shall form the basis of or be relied upon in connection with any contract or commitment whatsoever.

Contents

Introduction

Operational Review

Financial Statement Review

Outlook

Contents

Introduction

Operational Review

Financial Statement Review

Outlook

Product Range



Heat Exchangers

- Shell and Tube; Helical Baffle
- Critical waste heat, RG boilers
- Steam surface condensers



Columns / Towers

- Packed Column
- Tray Column




Reactors

- High Thickness Pressure Vessels (upto 160mm)
- Clad Pressure Vessels




Pressure Vessels

- High Thickness Pressure Vessels (upto 160mm)
- Clad Pressure Vessels



Dished Ends, Expansion Bellows


- Spinning, Point Press and Hot Forming



Centrifuge



- For starch and chemical industries
- Sizes upto 1600mm diameter

Catering to Wide Spectrum of Industries




Refining/Oil & Gas

Chemical




Fertilizer

Paper & Pulp




Power

Water treatment




Mines & Mineral

Aerospace




Global Footprint

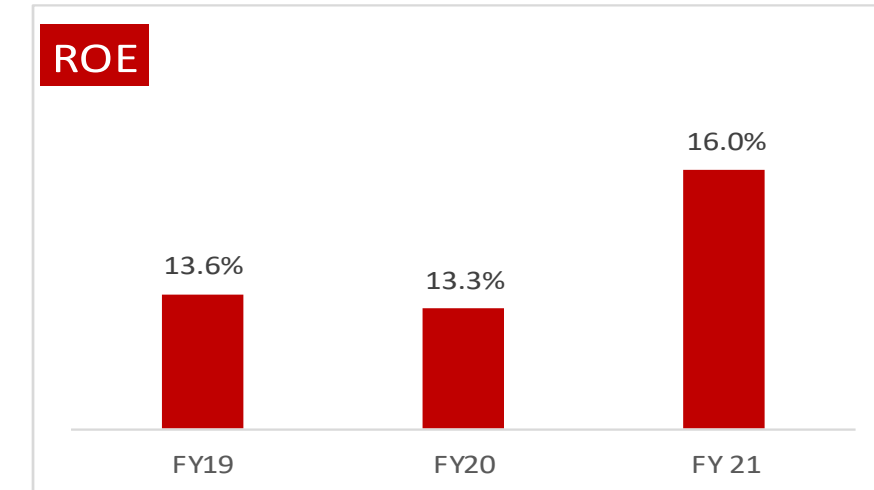
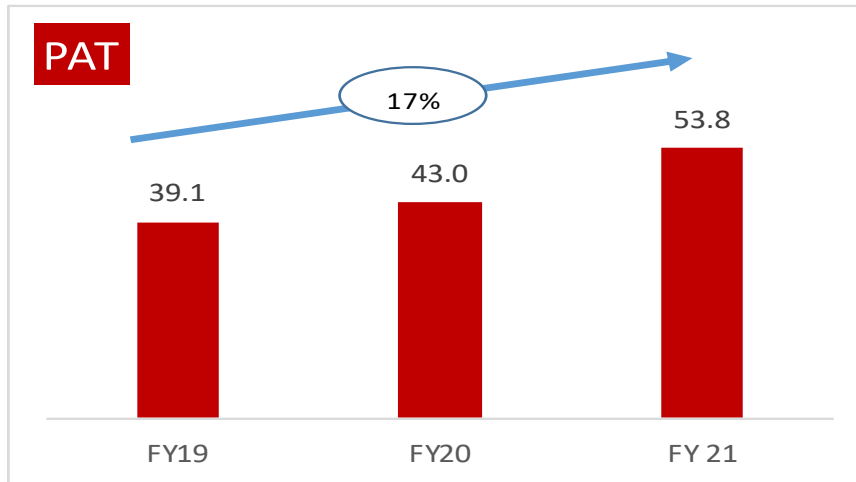
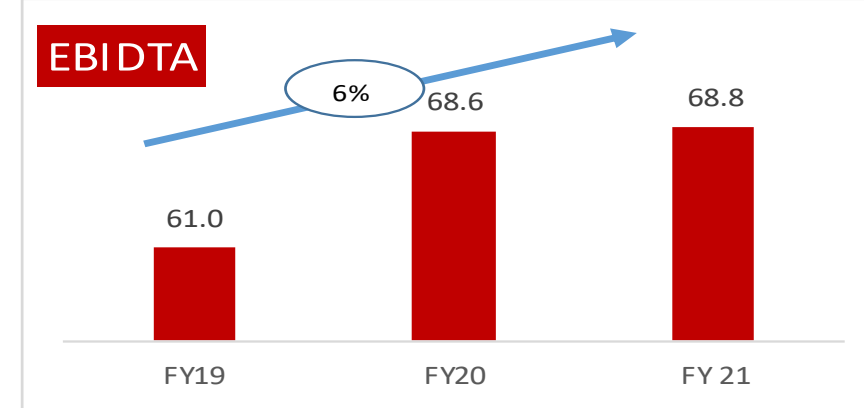
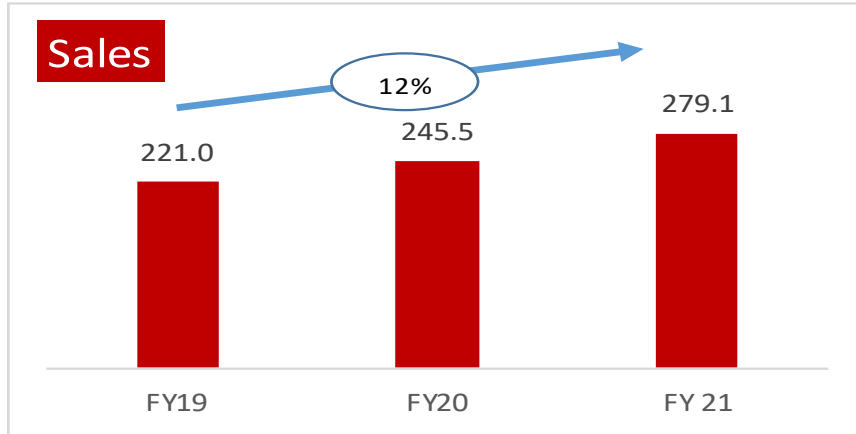
- India
- Middle East, South East Asia
- CIS Countries
- Americas (including USA)
- South Africa , Nigeria,
Algeria



Marquee Clients



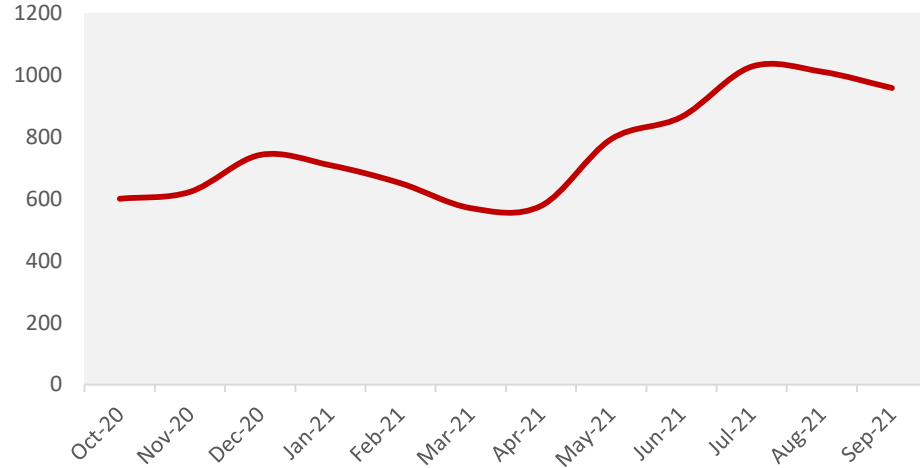
Historical Trend



* Excluding Trading Revenue & Profit in FY19

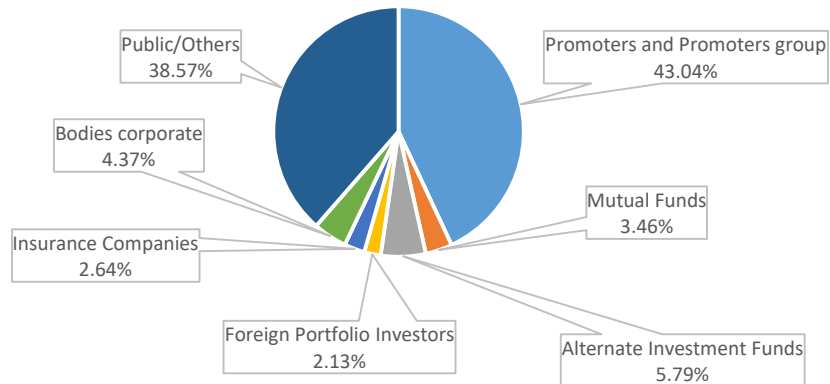
Shareholding Structure

Share price – Performance NSE



Market data (NSE)	As on 30 th September 2021
No. of Shares Outstanding (Cr)	0.98
Face Value (₹)	10.0
Price (₹)	958.6
52 week High/Low (₹)	High Price - 1111.9 (15-09-21) Low Price – 537.0 (04-11-20)
Market Capitalization (₹ Cr)	947.2

Shareholding % As on 30th September 2021



Key Institutional Investors as on 30th September 2021	Holding
ABAKKUS EMERGING OPPORTUNITIES FUND-1	5.79%
HDFC TRUSTEE CO LTD A/C HDFC RETIREMENT SAVINGS FUND-EQUITY PLAN	2.60%
THE NEW INDIA ASSURANCE COMPANY LIMITED	2.64%
HABROK INDIA MASTER LP	1.72%

Contents









Introduction

Operational Review

Financial Statement Review

Outlook

Q2 and H1 FY22 Executive summary | Continuing the momentum

	Q2			H1			Remarks
	FY21	FY22	%	FY21	FY22	%	
	Revenues	86.8	89.1  3%	116.9	141.1  21%	Continuing good execution throughout the H1	
EBITDA	18.2	22.7  25%	26.5	35.2  33%	EBIDTA margin at 25% despite increasing input cost		
PAT	11.7	15.7  35%	16.9	23.6  40%			
Free Cash Flow	13.9	18.6  34%	21.4	29.4  38%	Fixed Deposit Balance of Rs 56.5 Cr		

- Strong order pipeline of Rs 299 Cr as on Q2 end to provide good execution visibility. Also since 1st Oct till date we have booked further orders worth Rs 26 Cr.

Revenue Bifurcation

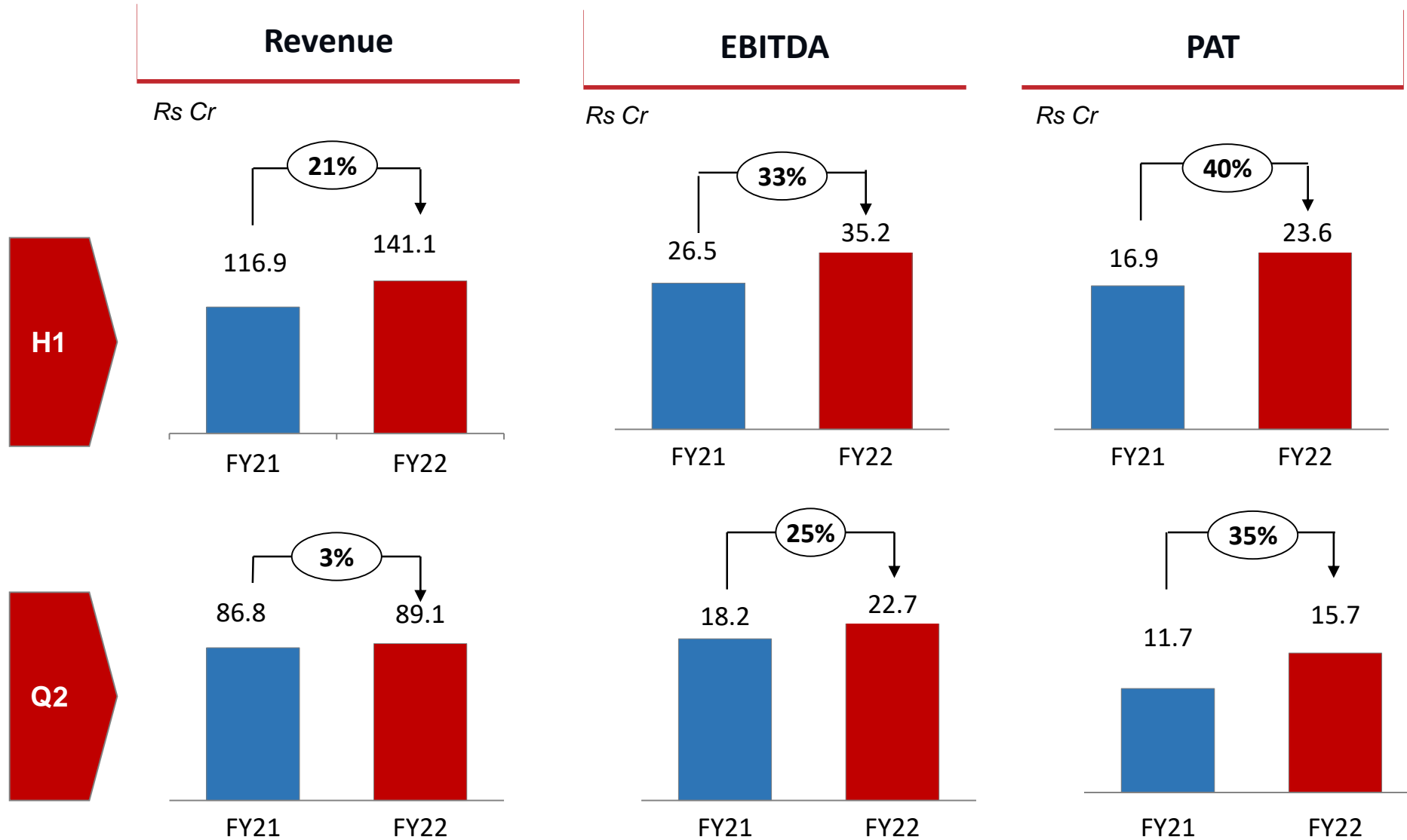
Geographical Bifurcation

	Rs Cr	%
Domestic	125.2	89%
Export	15.9	11%
Total	141.1	

Product Wise Bifurcation

	Rs Cr	%
Heat Exchanger	88.0	63%
Vessels	42.8	30%
Others	10.3	7%
Total	141.1	

Key indicators | FY21 Vs FY22



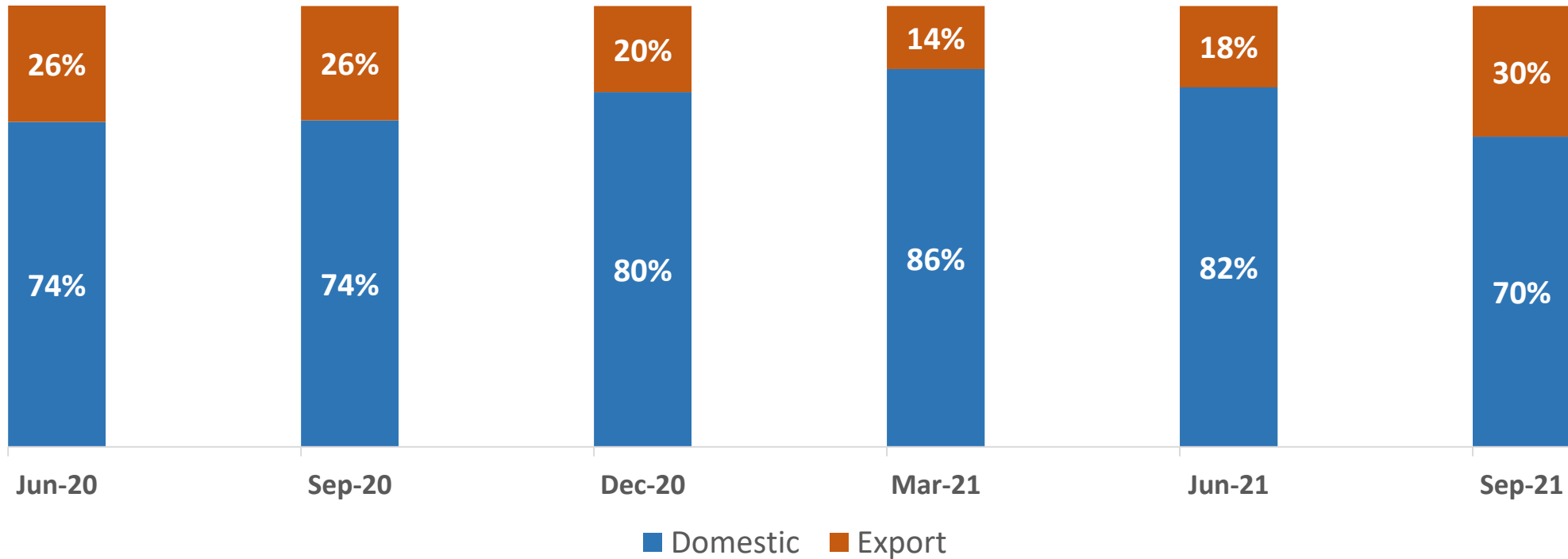
Order Book Review as on Date

Row Labels	Rs Cr	%
Heat Exchanger	220.5	74%
Vessels	48.4	16%
Tower & Reactor	27.8	9%
Centrifuge	1.8	1%
Grand Total	298.5	

Row Labels	Rs Cr	%
Refinery	224.9	75%
Paper	35.8	12%
Hydrogen	26.4	9%
Power	4.7	2%
Chemical	3.6	1%
Mining	1.6	1%
Fertilizer	1.5	0%
Grand Total	298.5	100%

- Strong overall Order book pipeline with industry diversification
- Since 1st Oct till date we have booked further orders worth Rs 26 Cr.

Order Book Trend



Export Order book improving at 30% of the total order book

Contents

Introduction

Operational Review

Financial Statement Review

Outlook

Q2 & H1 | FY21 V/s FY22 Profitability

	Q2 FY21		Q2 FY22		H1 FY21		H1 FY22	
	Rs Cr	%	Rs Cr	%	Rs Cr	%	Rs Cr	%
Revenue from Operations	86.8		89.1		116.9		141.1	
Raw Material Consumed	40.7	47%	42.7	48%	53.5	46%	69.5	49%
(Increase) / Decrease in Stock	11.9	14%	-1.4	-2%	11.8	10%	-2.8	-2%
Employees' Emoluments	5.3	6%	7.0	8%	8.4	7%	11.2	8%
Others Expenses	10.7	12%	18.1	20%	16.6	14%	28.0	20%
Operating Expense	68.5	79%	66.4	75%	90.4	77%	105.9	75%
EBIDTA	18.2	21%	22.7	25%	26.5	23%	35.2	25%
Other Income	0.8	1%	0.6	1%	1.6	1%	1.0	1%
Interest & Finance Cost	0.2	0%	0.0	0%	0.3	0%	0.2	0%
Cash Accruals	18.8	22%	23.2	26%	27.8	24%	35.9	25%
Depreciation	2.3	3%	2.9	3%	4.5	4%	5.8	4%
Profit Before Taxes	16.5	19%	20.3	23%	23.3	20%	30.2	21%
Tax Expense	4.8	6%	4.6	5%	6.4	6%	6.5	5%
Profit After Tax	11.7	13%	15.7	18%	16.9	14%	23.6	17%

Top Line higher by 21% and EBIDTA up by 33% compared to H1 FY21

H1 | Balance Sheet Review

<i>Rs Cr</i>	Mar-21	Sep-21
Share Capital	9.8	9.9
Other Equity	327.3	344.9
Net Worth	337.1	354.8
Non Current Liabilities	12.6	11.9
Current Liabilities	81.0	90.6
Total (A)	430.7	457.3
Net Fix. Assets and CWIP	189.6	188.2
Intangible Assets	23.7	22.0
Other Non-Current Asset	1.2	1.2
Total Non Current Assets	214.5	211.3
Current Assets	216.2	246.0
Total (B)	430.7	457.3

- Strong liquidity with FD of Rs 56.5 Cr as on Sept-21 against Rs 20.5 Cr in Mar-21

Contents

Introduction

Operational Review

Financial Statement Review


Outlook

Outlook



- Order Book as well as enquiry pipeline continues to remain strong & encouraging.
- Impact of COVID-19 is behind us, we are poised for better execution in 2nd Half year.
- Ongoing Capex for development of Clean room Shed at Odhav is delayed due to cascading COVID impact. Likely to be completed by Q3 end.
- We have started the construction work at Kheda in the wholly owned subsidiary (Anup Heavy Engineering Ltd) from Sept-21.

New H7 Bay



THANK YOU

Engineering Infinite possibilities

The Anup Engineering Limited
Behind 66 KV Electric Sub station, Odhav Road,
Ahmedabad – 382415, Gujarat India
T: +91 79 22872823, 2287 0622
Website: www.anupengg.com