

PNC Infratech Limited

An ISO 9001 : 2015 Certified Company

Ref No: PNC/SE/26/22-23

Date: 27.05.2023

To,
The Manager
The Department of Corporate Services
BSE Limited
Floor 25, P.J. Towers,
Dalal Street, Mumbai-400 001
Scrip code:539150

To,
The Manager
The Listing Department
National Stock Exchange of India Limited
Exchange Plaza, Bandra Kurla Complex,
Bandra (East), Mumbai-400 051
Scrip code: PNCINFRA

Dear Sir,

Sub: Result Update Presentation on the financial results of the Company for the quarter and year ended March 31, 2023 (Q4 & FY 23)

We send herewith a copy of Result Update Presentation on Financial Performance for the quarter and year ended March 31, 2023(Q4 & FY 23).

This information is submitted pursuant to Regulation 30(6) of SEBI (Listing Obligations and Disclosure Requirements) Regulations, 2015.

The above information is also being uploaded on the Company's website at www.pncinfratech.com

We request you to take note of the same.

Thanking you,

For PNC Infratech Limited

Tapan Jain
Company Secretary & Compliance Officer
ICSI M. No.: A22603

Encl: as above



Corporate Office : PNC Tower,
3/22-D, Civil Lines, Bypass Road,
NH-2, Agra-282002

Tel. : 91-562-4054400 (30 Lines)
91-562-4070000 (30 Lines)

Fax : 91-562-4070011

Email : ho@pncinfratech.com

Regd. Office : NBCC Plaza, Tower II,
4th Floor, Pushp Vihar, Sector-V, Saket
New Delhi--110017 (India)

Tel. : 91-11-29574800 (10 Lines)
91-11-29566511, 64724122

Fax : +91-11-29563844

Email : delhioffice@pncinfratech.com
Web. : www.pncinfratech.com
CIN : L45201DL1999PLC195937



STRONG PIPELINE
SWIFT EXECUTION
STEADY GROWTH
for a better tomorrow...

PNC INFRA TECH LIMITED

Result Update Presentation
Q4 & FY23

This presentation and the accompanying slides (the “Presentation”), which have been prepared by **PNC Infratech Limited** (the “Company”), have been prepared solely for information purposes and do not constitute any offer, recommendation or invitation to purchase or subscribe for any securities, and shall not form the basis or be relied on in connection with any contract or binding commitment whatsoever. No offering of securities of the Company will be made except by means of a statutory offering document containing detailed information about the Company.

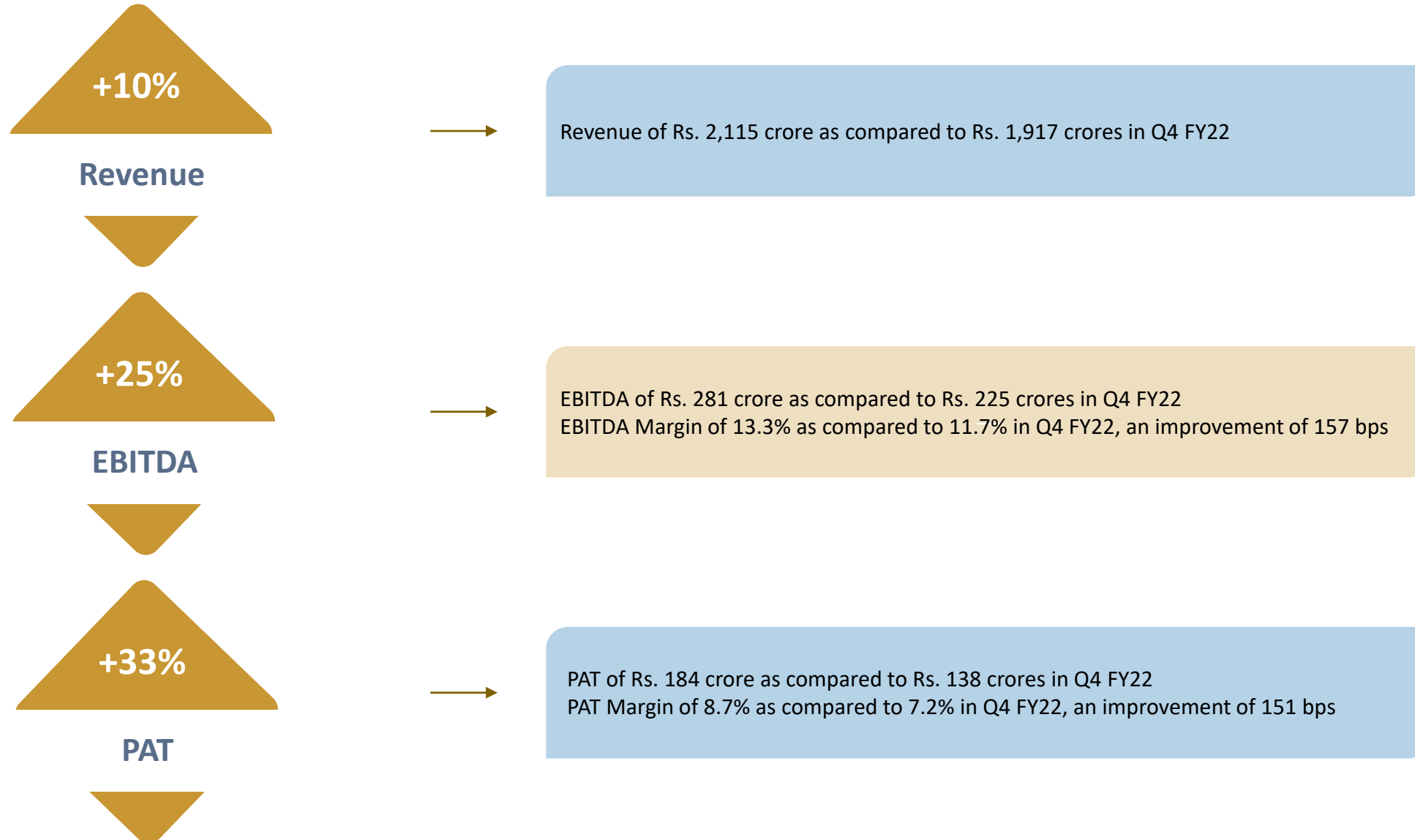
This Presentation has been prepared by the Company based on information and data which the Company considers reliable, but the Company makes no representation or warranty, express or implied, whatsoever, and no reliance shall be placed on, the truth, accuracy, completeness, fairness and reasonableness of the contents of this Presentation. This Presentation may not be all inclusive and may not contain all of the information that you may consider material. Any liability in respect of the contents of, or any omission from, this Presentation is expressly excluded.

This presentation contains certain forward-looking statements concerning the Company’s future business prospects and business profitability, which are subject to a number of risks and uncertainties and the actual results could materially differ from those in such forward-looking statements. The risks and uncertainties relating to these statements include, but are not limited to, risks and uncertainties regarding fluctuations in earnings, our ability to manage growth, competition (both domestic and international), economic growth in India and abroad, ability to attract and retain highly skilled professionals, time and cost over runs on contracts, our ability to manage our international operations, government policies and actions regulations, interest and other fiscal costs generally prevailing in the economy. The Company does not undertake to make any announcement in case any of these forward-looking statements become materially incorrect in future or update any forward-looking statements made from time to time by or on behalf of the Company.

Key Highlights & Financials



Key Highlights for Q4 FY23



Key Highlights for FY23



Revenue



Revenue of Rs. 7,061 crore in FY23 as compared to Rs. 6,306 crore in FY22

12%

YOY growth

EBITDA



EBITDA of Rs. 954 crore in FY23 compared to Rs. 787 crore in FY22

21%

YOY growth

EBITDA Margin



EBITDA margin of 13.5% in FY23 compared to 12.5% in FY22

100 bps

Improvement YOY

Profit After Tax



PAT of Rs. 611 crore in FY23 compared to Rs. 448 crore in FY22

37%

YOY growth

PAT Margin



PAT margin of 8.7% in FY23 compared to 7.1% in FY22

156 bps

Improvement YOY

Orderbook



Remaining value of contracts under execution of over Rs. 20,530 crore as on 31st March 2023 (including Contract worth Rs. 4,854 crores not yet included in order book)

2.9 times

of FY23 Revenue

Net working capital



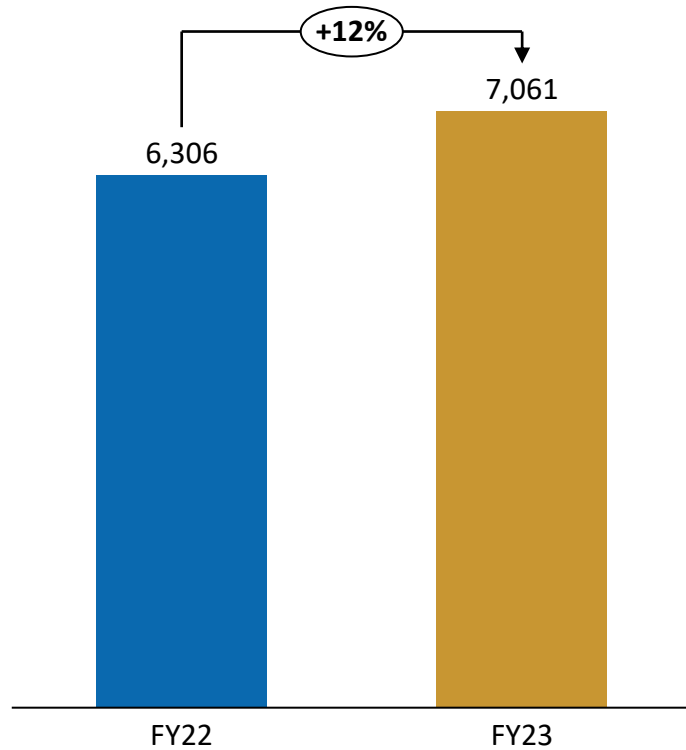
As on 31st March 2023

87 Days

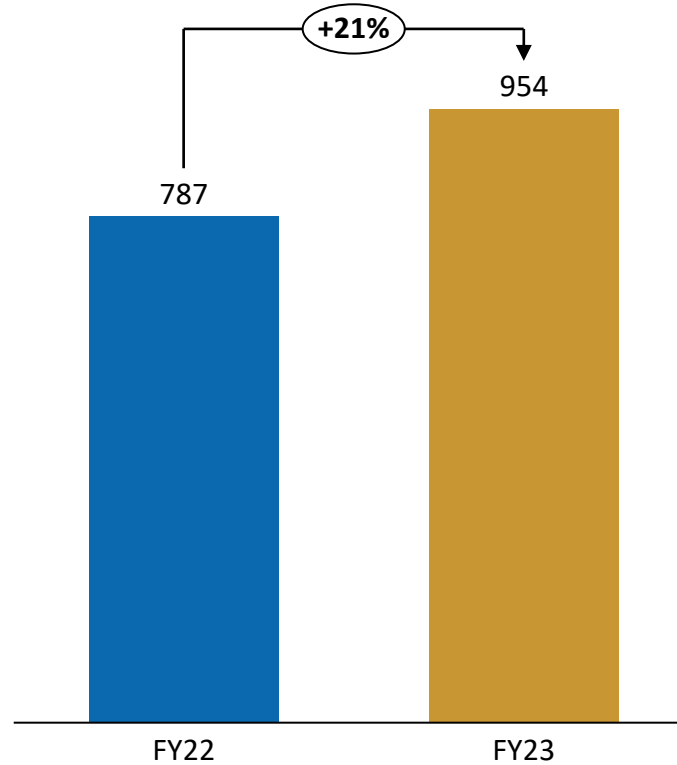
Key Highlights for FY23



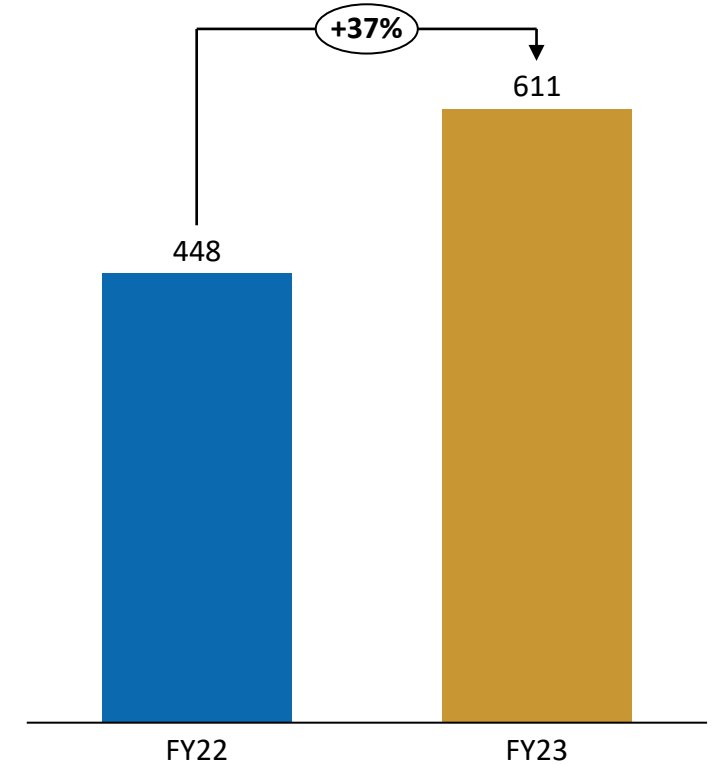
Revenue (Rs. crore)



EBITDA (Rs. crore)



PAT (Rs. crore)



A background image of a construction site featuring several tall buildings under construction. The buildings are partially covered in blue safety netting. Several yellow tower cranes are visible against a blue sky with white clouds.

Order Book Details

Robust Order Book over Rs. 15,000 crores



- Remaining value of contracts under execution of over Rs. 15,600 crore as on 31st March 2023
- **The below orders are not included in order book as on 31st March 2023:**
 - ✓ Declared L-1 bidder for EPC project for Design and Construction of Civil Works (Earthwork, Bridges, Station Buildings, Retaining Walls and other miscellaneous Works) and its connectivity to Indian Railways network from New Patli to Patli Station and New Patli to Sultanpur Station including modifications/civil works at Sultanpur Station in connection with laying of New BG Double Railway Line of HORC Project from Haryana Orbital Rail Corporation Limited for a total project cost of Rs. 771 crores
 - ✓ LOA signed for 6-lane Greenfield Varanasi - Ranchi – Kolkata Highway under Bharatmala Pariyojana in the state of Bihar on Hybrid Annuity Mode - Package 2 with a total bid project cost of Rs. 891 crores
 - ✓ LOA signed for 6-lane Greenfield Varanasi - Ranchi – Kolkata Highway under Bharatmala Pariyojana in the state of Bihar on Hybrid Annuity Mode - Package 3 with a total bid project cost of Rs. 1,113 crores
 - ✓ LOA signed for 6-lane Greenfield Varanasi - Ranchi – Kolkata Highway under Bharatmala Pariyojana in the state of Bihar on Hybrid Annuity Mode - Package 6 with a total bid project cost of Rs. 1,260 crores
 - ✓ Declared L-1 bidder for Construction of 4-lane highway from Singraur Uphar to Baranpur Kadipur Ichauli in the state of Uttar Pradesh on Hybrid Annuity Mode (Package-III) for total bid project cost of Rs. 819 crores

Key EPC Projects Under Construction	Awarding Authority	Remaining Value (Rs. Crores)
Akkalkot Pkg-II (Badadal-Maradgi S)	NHAI	1,367
Sonali – Gorukhpur	NHAI	1,263
Kanpur-Lucknow Expressway Pkg-2	NHAI	1,219
Kanpur-Lucknow Expressway Pkg-1	NHAI	1,198
Mathura Bypass Pkg-1B (Mathura - Gaju Village)	NHAI	767
Hardoi Bypass	NHAI	705
Top 6 road projects		6,519
Water and Canal Projects		6,746
Other Projects		2,411
Total Order Book		15,676

Contract under execution is over Rs. 20,500 crore which is over 2.9 times of FY23 revenue including contract worth Rs. 4,854 crores not yet included in order book

EPC projects constitute 63% of total order-book

An aerial photograph of a massive construction site, likely a residential or commercial development. The image shows several large, multi-story buildings under construction, with extensive scaffolding and concrete structures. The ground is a mix of dirt, construction materials, and some completed areas. The overall scene is one of intense activity and large-scale infrastructure development.

Portfolio of Development Projects on PPP Mode

Sizeable Project Portfolio: Operational Projects



Project	% Stake	Authority	State / Stretch	Type	JV Partners	Kms / Lanes	TPC (Rs. Crs)	Invested Equity (Rs. Crs)	PNC Share of Invested Amount (Rs. Crs)	Grant (Rs. Crs)	Total Debt (Rs. Crs)	Debt as on 31 st March. '23 (Rs. Crs)
Kanpur Kabrai	100%	NHAI	UP / NH-86	Toll	-	123 / 2	458.5	67.5	67.5	123.0	268.0	27
Gwalior Bhind	100%	MPRDC	MP / NH-92	Toll	-	107.68 / 2	340.3	78.3	78.3	27.0	235.0	55
Bareilly Almora	100%	UPSHA	UP / SH-37	Toll	-	54 / 4	604.5	74.6	74.6	70.0	460.0	323
Rae Bareli Jaunpur	100%	NHAI	UP / NH-231	Annuity	-	166.40 / 2	837.4	139.6	139.6	0.0	697.8	356
Narela Industrial Area	100%	DSIIDC	Delhi / NA	Annuity	-	33 / -	175.0	35.0	35.0	0.0	140.0	-
							2,415.7	395.1	395.1	220.0	1,800.8	761

All Projects are Operational

Sizeable Project Portfolio: HAM Projects



Project	% Stake	Authority	State / Stretch	Kms / Lanes	Status	TPC (Rs. Crs)	Invested Equity (Rs. Crs)	PNC Share of Invested Amount (Rs. Crs)	Total Debt (Rs. Crs)	Debt / Bond as on 31 st Mar. '23 (Rs. Crs)
Dausa-Lalsot	100%	NHAI	Raj/ NH11A	83.45/ 4/2	COD	820	65	65	371	285
Aligarh-Kanpur	100%	NHAI	UP / NH-91	45 / 4	COD	1,110	131	131	500	474
Jhansi-Khajuraho (Pkg II)	100%	NHAI	UP & MP / NH 75/76	85.4 / 4	COD	1,262	104	104	590	519
Chitradurga-Davanagere	100%	NHAI	Karnataka / NH 48	72.7/6	COD	1,338	107	107	606	534
Jhansi-Khajuraho (Pkg I)	100%	NHAI	UP & MP / NH 75/76	76.3 / 4	PCOD	1,342	128	128	604	550
Chakeri-Allahabad	100%	NHAI	UP / NH 2	145.1 / 6	PCOD	2,018	172	172	873	777
Challakere-Hariyur	100%	NHAI	Karnataka / NH 150 A	55.7 / 4	UC	1,023	77	77	440	280
Jagdishpur-Faizabad	100%	NHAI	UP / NH-330 A	60.2 / 4	UC	1,311	105	105	559	420
Mitrasen to Kanpur	100%	NHAI	UP / NH-91	60.6 / 4	UC	1,790	162	162	775	645
Unnao-Lalganj	100%	NHAI	UP / NH-232 A	70.0 / 4	UC	1,491	83	83	631	327
Meerut – Nazibabad	100%	NHAI	UP / NH-119	53.9 / 4	UC	1,207	94	94	514	375
Kanpur-Lucknow (Pkg I)	100%	NHAI	UP / NH-27	17.5 / 6	UC	1,618	6	6	780	-
Kanpur-Lucknow (Pkg II)	100%	NHAI	UP / NH-31/25	45.2 / 6	UC	1,662	6	6	777	-
Sonauli- Gorakhpur	100%	NHAI	UP / NH-29E	79.5 / 4	UC	1,611	0.75	0.75	757	-
Mathura - Gaju Village (Pkg- 1B)	100%	NHAI	UP/ NH-530B	32.9 / 4	UC	994	4	4	472	-
Hardoi	100%	NHAI	UP / NH-731	54.4 / 4	UC	948	0.75	0.75	443	-
Gaju Village- Devinagar (Pkg-1C)	100%	NHAI	UP/ NH-530B	33.0 / 4	UC	819	0.75	0.75	386	-
Akkalkot Pkg-II (Badadal-Maradgi S)	100%	NHAI	MH & KN / NH-150C	71.0 / 6	UC	1,733	6	6	812	-
Singraur Uphar - Baranpur Kadipur Ichauli (Package-III)	100%	MORTH	UP / NH-731A	25.5 / 4	LOA	819*	-	-	-	-
Greenfield Varanasi - Ranchi - Kolkata Highway (Pkg-2)	100%	NHAI	Bihar / Greenfield	27.0 / 6	LOA	891*	-	-	-	-
Greenfield Varanasi - Ranchi - Kolkata Highway (Pkg-3)	100%	NHAI	Bihar / Greenfield	36.0 / 6	LOA	1,113*	-	-	-	-
Greenfield Varanasi - Ranchi - Kolkata Highway (Pkg-6)	100%	NHAI	Bihar / Greenfield	35.2 / 6	LOA	1,260*	-	-	-	-
						28,180	1,252	1,252	10,890	5,186

Equity Requirement over the next 2-3 years of approximately Rs. 1,690 Crs for all HAM projects

LOA = Letter of Award, COD = Commercial Operation Date, PCOD = Provisional Commercial Operation Date, UC = Under Construction, CA= Concession Agreement Signed, FC = Financial Closure Achieved

* - BPC

A close-up, vertical view of a stack of several thick, white books. The pages are tightly packed and appear slightly aged. The books are stacked on a light-colored surface.

Annexure – I Summary Financials

Standalone Profitability Statement – Q4 & FY23



Rs. Crores	Q4 FY22	Q4 FY22	YoY Growth (%)	FY23	FY22	YoY Growth (%)
REVENUE	2,114.65	1,917.31	10%	7,060.84	6,305.54	12%
EBITDA	281.02	224.69	25%	953.88	787.29	21%
EBITDA margin	13.3%	11.7%		13.5%	12.5%	
Other Income	10.51	8.50		38.27	54.24	
Depreciation	27.88	32.07		110.00	129.91	
Financial Expenses	14.68	17.00		63.80	80.15	
Profit Before Tax	248.98	184.12	35%	818.36	631.47	30%
Total Tax Expenses	64.52	45.92		206.88	183.60	
Current Tax	66.41	47.07		216.39	175.14	
Taxation in respect of earlier years	0.00	0.00		0.20	0.00	
Deferred Tax	-1.89	-1.15		-9.70	8.46	
Profit After Tax	184.46	138.21	33%	611.47	447.83	37%
PAT Margin	8.7%	7.2%		8.7%	7.1%	
Total Other Comprehensive Income, net of tax	5.15	-3.20		2.70	-3.26	
Total Comprehensive income	189.61	135.01	40%	614.18	444.57	38%

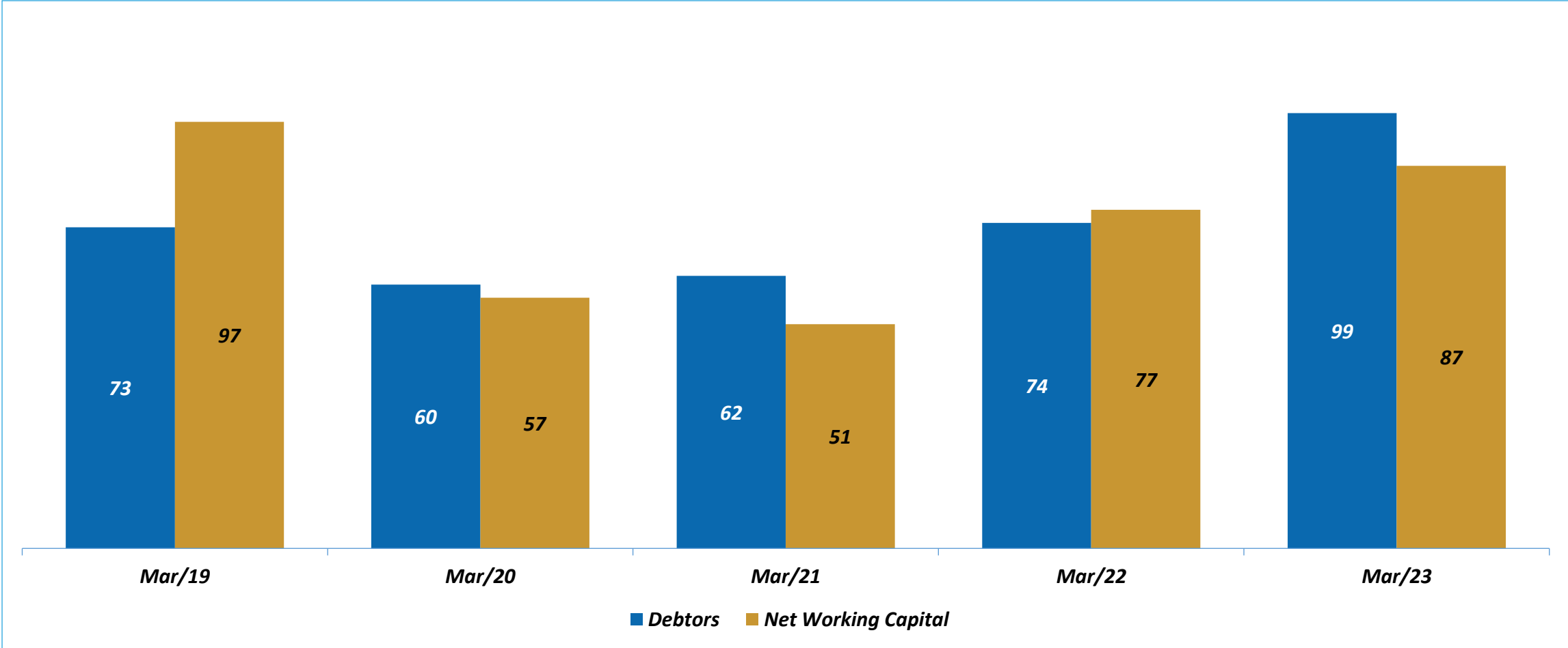
Standalone Balance Sheet



ASSETS (Rs. Crores)	Mar-23	Mar-22
(1) NON-CURRENT ASSETS		
(a) Property, plant & equipment	521.87	573.73
(b) Right to Use Assets	9.49	13.83
(c) Capital work-in-progress	0.00	0.00
(d) Intangible Assets	3.18	1.80
(e) Financial assets		
(i) Investments	1,034.71	871.18
(ii) Loans	655.87	489.49
(iii) Other Financial Assets	74.49	80.55
(f) Deferred Tax Asset	23.96	15.16
(g) Other Non - current assets	262.79	319.38
Sub Total (A)	2,586.37	2,365.13
(2) CURRENT ASSETS		
(a) Inventories	764.39	480.79
(b) Financial Assets		
(i) Investments	0.00	0.00
(ii) Trade receivables	1,905.51	1,272.82
(iii) Cash and cash equivalents	292.79	406.84
(iv) Bank Balances other than (ii) above	80.61	120.86
(v) Loans	88.35	306.37
(vi) Other Financial Assets	85.53	147.09
(d) Other current assets	266.91	201.48
Sub Total (B)	3,484.10	2,936.25
Assets classified as held for sale	0.00	0.76
Total Assets (A+B)	6,070.46	5,302.13

EQUITY AND LIABILITIES (Rs. Crores)	Mar-23	Mar-22
EQUITY		
(a) Equity Share capital	51.31	51.31
(b) Other equity	3,890.25	3,288.91
Sub Total (C)	3,941.56	3,340.21
LIABILITIES		
(1) Non-Current Liabilities		
(a) Financial Liabilities		
(i) Borrowings	60.01	129.24
(ii) Lease Liabilities	6.89	10.48
(iii) Other Financial Liabilities	375.68	332.57
(b) Provisions	20.78	19.15
(c) Other Non-Current Liabilities	230.58	389.37
Sub Total (D)	693.94	880.81
(2) Current Liabilities		
(a) Financial liabilities		
(i) Borrowings	389.95	86.54
(ii) Lease Liabilities	3.28	3.62
(iii) Trade Payables	679.01	507.55
(iv) Other Financial Liabilities	229.99	216.49
(b) Other current liabilities	118.86	265.28
(c) Provisions	13.87	1.61
Sub Total (E)	1,434.96	1,081.10
Total Equity & Liabilities (C+D+E)	6,070.46	5,302.13

Net Working Capital Days - Standalone



Consolidated Profitability Statement – Q4 & FY23



Rs. Crores	Q4 FY23	Q4 FY22	FY23	FY22
REVENUE	2,304.85	2,226.02	7,956.08	7,208.04
EBITDA	410.61	480.37	1,600.05	1,534.47
EBITDA margin	17.8%	21.6%	20.1%	21.3%
Other Income	23.69	21.31	80.63	88.99
Depreciation	56.82	79.48	253.31	390.20
Interest	133.16	111.54	469.90	425.32
Profit Before Tax	244.32	310.66	957.46	807.94
Exceptional Item	0.00	-1.85	0.00	-1.85
Profit Before Tax	244.32	308.81	957.46	806.09
Total Tax Expenses	98.34	51.09	299.01	225.66
Current Tax	96.60	41.85	265.65	193.12
Taxation in respect of earlier years	3.65	-4.09	7.32	-4.09
Deferred Tax	-1.91	13.34	26.04	36.63
Profit After Tax	145.98	257.71	658.45	580.43
PAT Margin	6.3%	11.6%	8.3%	8.1%
Share in Profit/ (Loss) of Associates accounted for using equity method	0.00	-10.52	0.00	0.00
Profit After Tax	145.98	247.19	658.45	580.43
PAT Margin	6.3%	11.1%	8.3%	8.1%
Total Other Comprehensive Income, net of tax	-6.07	-3.21	3.53	-3.39
Total Comprehensive income	139.91	243.98	661.98	577.04

Consolidated Balance Sheet



ASSETS (Rs. Crores)	Mar-23	Mar-22
(1) NON-CURRENT ASSETS		
(a) Property, plant & equipment	525.15	577.22
(b) Right to Use Assets	9.49	13.83
(c) Capital work-in-progress	0.00	0.00
(d) Intangible Assets	756.08	890.54
(e) Financial assets		
(i) Investments	0.56	0.56
(ii) Trade Receivables	6,823.55	5,184.37
(iii) Other Financial Assets	74.19	81.27
(f) Deferred Tax Asset	0.00	6.04
(g) Other Non - current assets	1,219.55	1,002.58
Sub Total (A)	9,408.56	7,756.40
(2) CURRENT ASSETS		
(a) Inventories	764.39	480.79
(b) Financial Assets		
(i) Investments	310.96	423.18
(ii) Trade receivables	1,098.78	665.75
(iii) Cash and cash equivalents	415.21	521.27
(iv) Bank Balances other than (ii) above	291.13	226.03
(v) Loans	0.00	269.87
(iv) Other Financial Assets	72.84	79.15
(c) Other current assets	270.25	220.68
Sub Total (B)	3,223.56	2,886.72
Non-current assets held for sale	0.00	1.75
Total Assets (A+B)	12,632.12	10,644.88

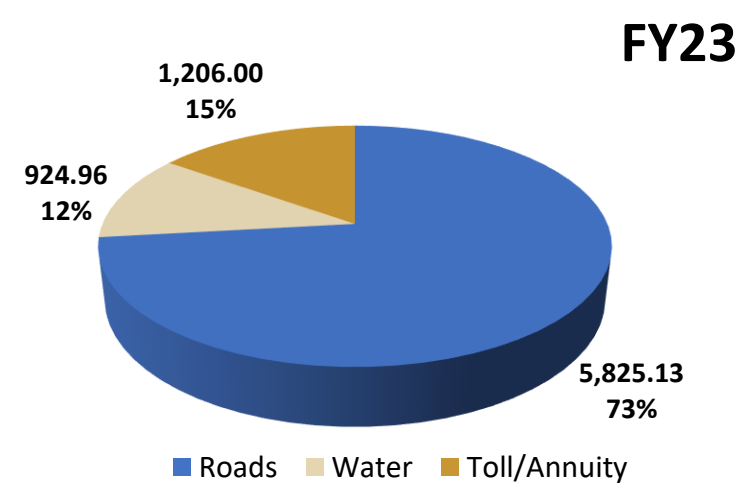
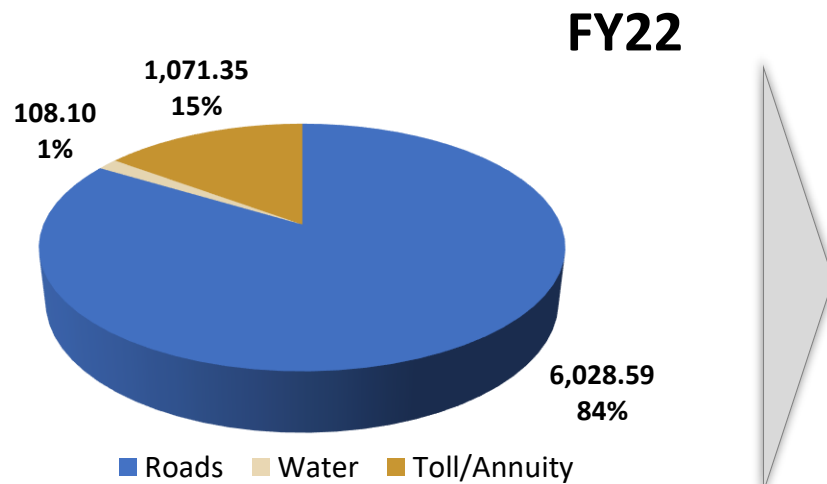
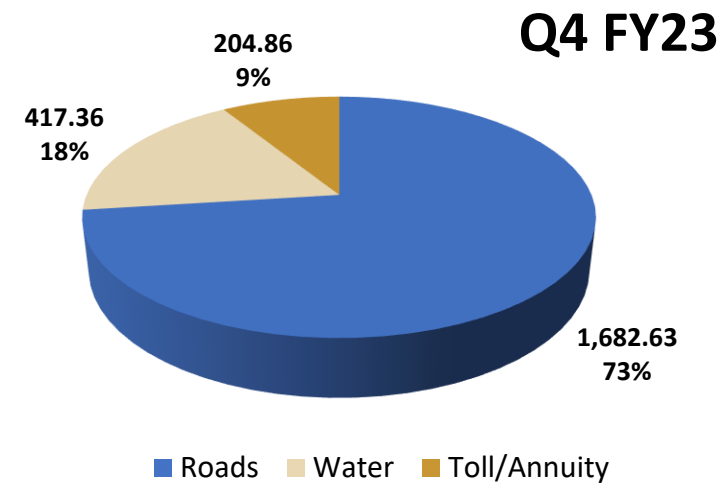
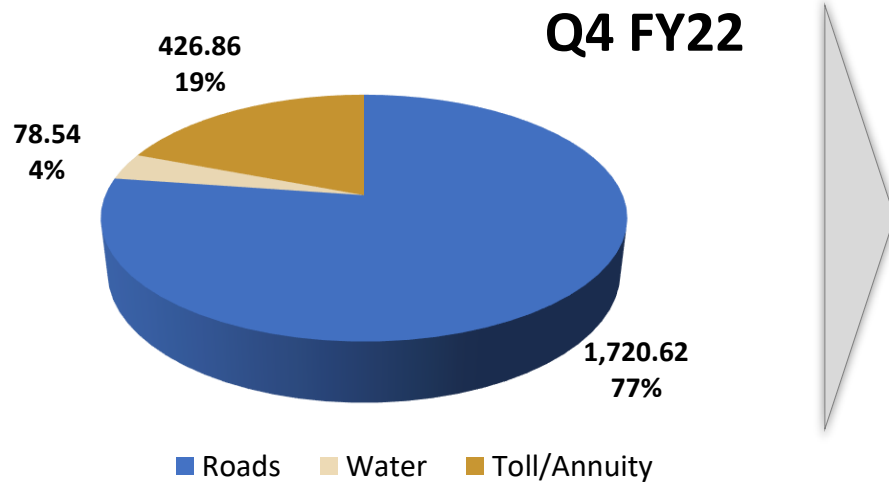
EQUITY AND LIABILITIES (Rs. Crores)	Mar-23	Mar-21
EQUITY		
(a) Equity Share capital	51.31	51.31
(b) Other equity	4,233.74	3,576.78
Equity Attributable to Owners (C)	4,285.04	3,628.09
Non Controlling Interest	0.00	-0.22
LIABILITIES		
(1) Non-Current Liabilities		
(a) Financial Liabilities		
(i) Borrowings	5,559.26	4,336.59
(ii) Lease Liabilities	6.89	10.48
(iii) Trade Payables	0.00	119.73
(iv) Other Financial Liabilities	377.17	331.77
(b) Deffered Tax Liability	21.18	0.00
(c) Provisions	286.62	327.12
(c) Other Non-Current Liabilities	192.05	176.08
Sub Total (D)	6,443.18	5,301.77
(2) Current Liabilities		
(a) Financial liabilities		
(i) Borrowings	712.07	442.24
(ii) Lease Liabilities	3.28	3.62
(iii) Trade Payables	688.22	514.27
(iv) Other Financial Liabilities	255.41	237.64
(b) Other current liabilities	180.65	496.58
(c) Provisions	64.27	20.87
Sub Total (E)	1,903.90	1,715.23
Total Equity & Liabilities (C+D+E)	12,632.12	10,644.88

Cashflow Statement



Rs. Crores	Standalone		Consolidated	
	Full Year ended 31-Mar-23	Full Year ended 31-Mar-22	Full Year ended 31-Mar-23	Full Year ended 31-Mar-22
Profit before tax	818.36	631.43	957.46	807.94
<i>Adjustments</i>	179.70	326.76	659.43	872.87
Operating Cash flow Before Working Capital Changes	998.06	958.19	1,616.90	1,680.81
<i>Change in operating assets and liabilities</i>	-934.77	-475.19	-2,870.59	-1,948.70
Cash generated from operations	63.29	482.99	-1,253.69	-267.88
<i>Income taxes paid</i>	-216.59	-175.14	-200.44	-228.84
Exceptional Items	0.00	0.00	0.00	-1.85
Net cash inflow from operating activities (A)	-153.30	307.85	-1,454.13	-498.58
Net cash inflow/(outflow) from investing activities (B)	-113.52	-308.33	343.10	24.73
Net cash outflow from financing activities (C)	152.77	-280.40	1,004.98	148.23
Net increase/(decrease) in cash and cash equivalents (A+B+C)	-114.06	-280.87	-106.05	-325.62
Cash and cash equivalents at the beginning of the year	406.84	687.72	521.27	846.89
Cash and cash equivalents at the end of the year	292.79	406.84	415.21	521.27

Segmental Revenue Break-up



Annexure – II

Company Overview



Introduction



Established track record of timely/early completion of projects

- Infrastructure construction, development, and management company; expertise in the execution of projects including highways, bridges, flyovers, airport runways, industrial areas, and transmission lines
- Executed 84 major infrastructure projects spread across 13 states, of which 60 are road EPC projects; currently executing 25 projects
- Large fleet of sophisticated equipment and professionally qualified & experienced employee base
- Operating 5 BOT projects, comprising both toll & annuity assets; Total of 22 HAM projects comprising – 6 operational projects, 12 projects under construction, 4 projects where company has received Letter of Award

Strong credit rating of CARE AA+ for Long Term Loans

CARE A1+ for Short Term Loans

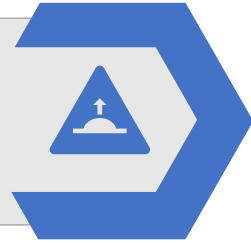
“Stable” outlook

Business Overview



Roads & Highways EPC

Completed 60 infrastructure road projects on EPC basis



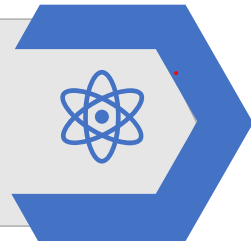
Dedicated Freight Corridor / Railways

Design, procurement and construction of track and track related works on Mughalsarai - Sonnagar section of Dedicated Eastern Freight Corridor on EPC basis – under execution



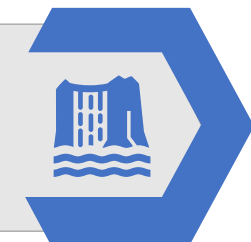
Power Transmission

Set up power transmission lines of approximately 350 km of 132/220 kilovolt lines on a turn-key basis



Water Supply & Irrigation

Working on EPC projects in Water Supply sector and Irrigation Projects



Roads & Highways BOT / OMT/ HAM

Operating 5 BOT projects, comprising both toll & annuity assets; Total of 22 HAM projects comprising – 6 operational projects, 12 projects under construction, 4 projects where company has received Letter of Award



Airport Runways

Executed 21 airport runway projects across India & received 'Super Special' class certification from Military Engineering Services



Industrial Area Development

Completed first of its kind BOT annuity project - area redevelopment and management of Industrial Estate of Narela, New Delhi for Delhi State Industrial & Infrastructure Development Corporation (DSIIDC)



Corporate Structure



PNC Infra Holdings Limited ("PNCIHL")

- ↳ BOT Holdco for road and other infra projects
- ↳ **PNC Bareilly Nainital Highways Private Limited ("PNCBNHPL")**
4 laning of the Bareilly-Almora section of SH 37
- ↳ **MP Highways Private Limited ("MPHPL")**
Augmentation of the Gwalior-Bhind section of NH 92
- ↳ **PNC Delhi Industrial Infra Private Limited ("PNCDIPL")**
Redevelopment maintenance and management of industrial estate of Narela
- ↳ **PNC Kanpur Highways Limited ("PNCKHL")**
2 laning of the Kanpur to Kabrai section of NH 86
- ↳ **PNC Raebareli Highways Private Limited ("PNCRHPL")**
2 laning of Raebareli to Jaunpur section of NH 231
- ↳ **PNC Kanpur Ayodhya Tollways Private Limited ("PNCKATPL")**
OMT of Kanpur-Lucknow-Ayodhya section of NH 28
- ↳ **PNC Rajasthan Highways Private Limited ("PNCRHPL")**
4 laning / 2 laning of Dausa-Lalsot-Kauthun section of NH-11 A (Extension) on HAM
- ↳ **PNC Chitradurga Highways Private Limited ("PNCCHPL")**
6 laning Chitradurga - Davanagere including Chitradurga bypass on HAM
- ↳ **PNC Bundelkhand Highways Private Limited ("PNCBHPL")**
4 laning Jhansi-Khajuraho section of NH 75/76 (Package I) on HAM
- ↳ **PNC Khajuraho Highways Private Limited ("PNCKHPL")**
4 laning Jhansi-Khajuraho section of NH 75/76 (Package II) on HAM
- ↳ **PNC Triveni Sangam Highways Pvt. Ltd. ("PNCTSHPL")**
6 laning of Chakeri to Allahabad section of NH - 2 on HAM
- ↳ **PNC Aligarh Highways Pvt. Ltd. ("PNCAHPL")**
4 laning of Aligarh-Kanpur section of NH - 91 on HAM
- ↳ **PNC Challakere (Karnataka) Highways Pvt. Ltd. ("PNC(K)HPL")**
4 laning of Challakere to Hariyur section of NH 150 A on HAM
- ↳ **PNC Unnao Highways Private Limited ("PNCUHPL")**
4 Laning of Unnao-Lalgani section of NH 232 A on HAM

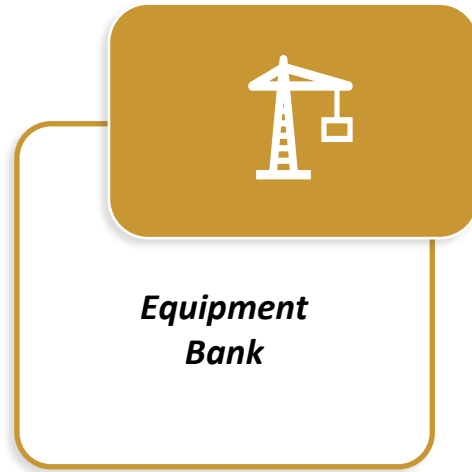
- ↳ **PNC Gomti Highways Private Limited ("PNCGHPL")**
4 Laning of Jagdishpur Faizabad Section of NH 330 A on HAM
- ↳ **PNC Bithur Kanpur Highways Private Limited ("PNCBKHPL")**
4 Laning of Mitrasen-Kanpur Section of NH 91 on HAM
- ↳ **PNC Meerut Haridwar Highways Private Limited ("PNCMHHPL")**
4 laning of Meerut Nazibabad section of NH-119 on HAM
- ↳ **Sonauli Gorakhpur Highways Private Limited ("SGHPL")**
4 laning of Sonauli - Gorakhpur section of NH-29E on HAM
- ↳ **Akkalkot Highways Private Limited ("AHPL")**
4 laning of Badadal Maradgi S Andola section of NH-150C on HAM
- ↳ **Hardoi Highways Private Limited ("HHPL")**
4 laning of NH-731 Hardoi District on HAM
- ↳ **Kanpur Lucknow Expressway Private Limited ("KLEPL")**
6 laning of Kanpur Lucknow Expressway (PKG-I) of NH-31/25 on HAM
- ↳ **Awadh Expressway Private Limited ("AEPL")**
6 laning of Kanpur Lucknow Expressway (PKG-II) of NH-31/25 on HAM
- ↳ **Yamuna Highways Private Limited ("YHPL")**
4 laning of Mathura - Gaju Village section (Pkg-1B) of NH 530B on HAM
- ↳ **Hathras Highways Private Limited ("HHPL")**
4 laning of Gaju Village Devinagar section (Pkg-1C) of NH-530B on HAM
- ↳ **Prayagraj Kaushambi Highway Package 3 Private Limited ("PKHP3PL")**
4 laning of Singraur Uphar - Baranpur Kadipur Ichauli (PKG-III) of NH-731A on HAM
- ↳ **Varanasi Kolkata Highway Package 6 Private Limited ("VKHP6PL")**
6 laning of Greenfield Varanasi-Ranchi-Kolkata Highway (Pkg-6) on HAM
- ↳ **Varanasi Kolkata Highway Package 3 Private Limited ("VKHP3PL")**
6 laning of Greenfield Varanasi-Ranchi-Kolkata Highway (Pkg-3) on HAM
- ↳ **Varanasi Kolkata Highway Package 2 Private Limited ("VKHP2PL")**
6 laning of Greenfield Varanasi-Ranchi-Kolkata Highway (Pkg-2) on HAM

**Joint Ventures
PNC-SPSCPL (JV)**
4 laning of Koilwar to Bhojpur from Km. 137.375 of NH-30 to Km. 27.370 of NH-84

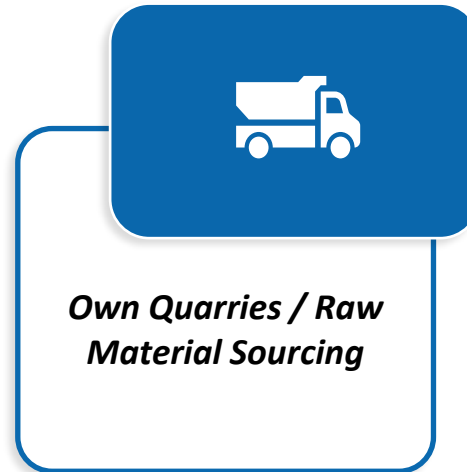
**Joint Ventures
PNC-SPSCPL (JV)**
4 laning of Bhojpur to Buxar from Km. 27.370 to Km. 75.00 of NH-84

**Joint Ventures
PNC-SPML (JV)**
Construction of Haraulipur Group of Villages Water Supply Scheme (Surface Water) and Electric/Solar based Piped Ground Water Supply Scheme in Hamirpur District, Uttar Pradesh including Commissioning and Operation & Maintenance for 10 years

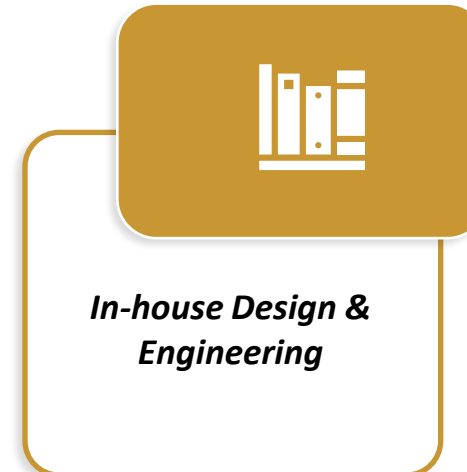
Integrated Business Model



- Ownership of a fleet of modern equipment enables quick mobilization besides ensuring continuous availability of critical equipment
- Reduces costs and facilitates timely completion of projects through enhanced control



- Own / Leasing of Quarries helps in securing of raw material and project completion within scheduled time & budget



- Controls the entire process from conceptualization to commissioning of a given project which helps in providing customized solutions as per clients' specific requirements



- Ensuring timely completion of projects, reducing reliance on third parties and lowering costs

Enhanced Execution Capability



Strong Credit Rating

- Long term bank facilities “CARE AA+ (Double A plus)”
- Short term bank facilities “CARE A1+ (A One plus)” “Stable” outlook



Working Capital Limits

- Fund Based Limits of Rs. 1,000 crores which will enable us to execute projects without financial constraints
- Non-Fund Based Limits of Rs. 5,000 crores will enable to Bid for higher no. of projects which are larger in size.



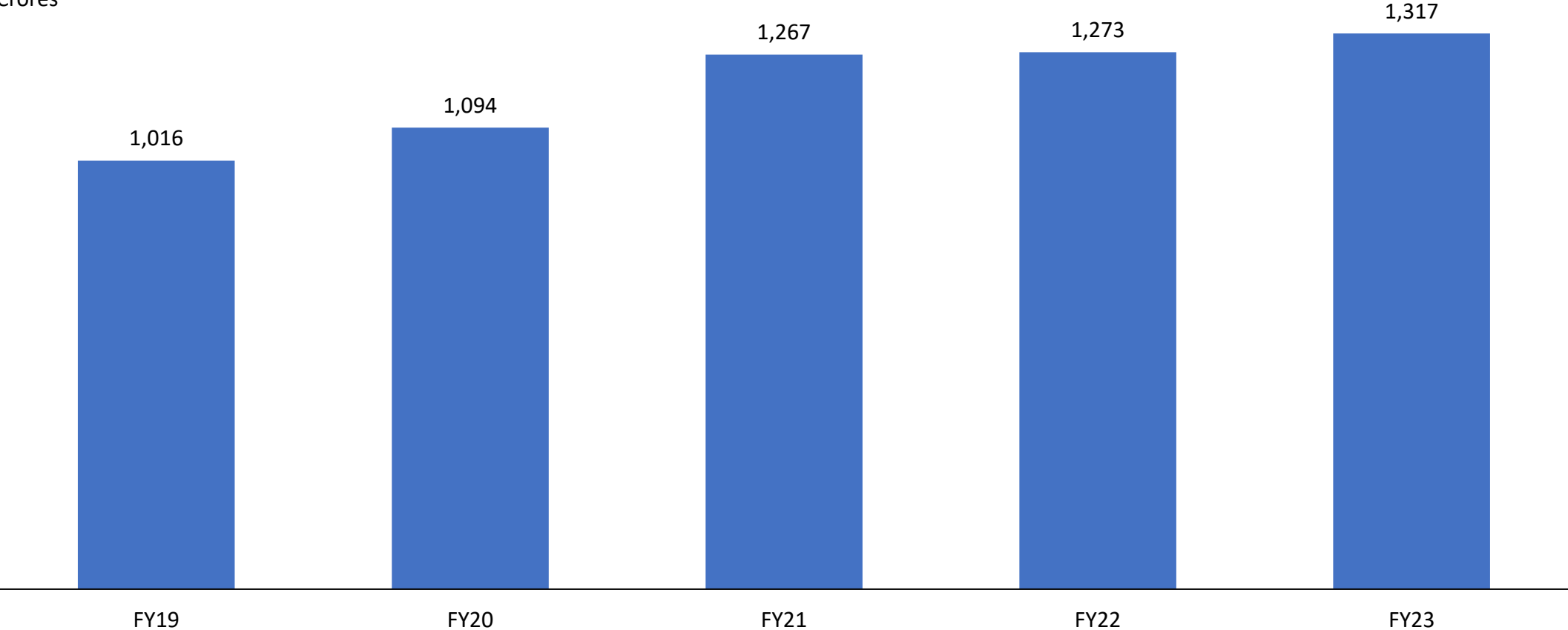
Man & Machine added to execute more projects

- Strengthening of In-house execution team with induction of engineers with strong technical knowledge
- Investments in Machinery over the years to augment and upgrade the execution capabilities

Enhanced to Augment and upgrade the execution



Rs. Crores

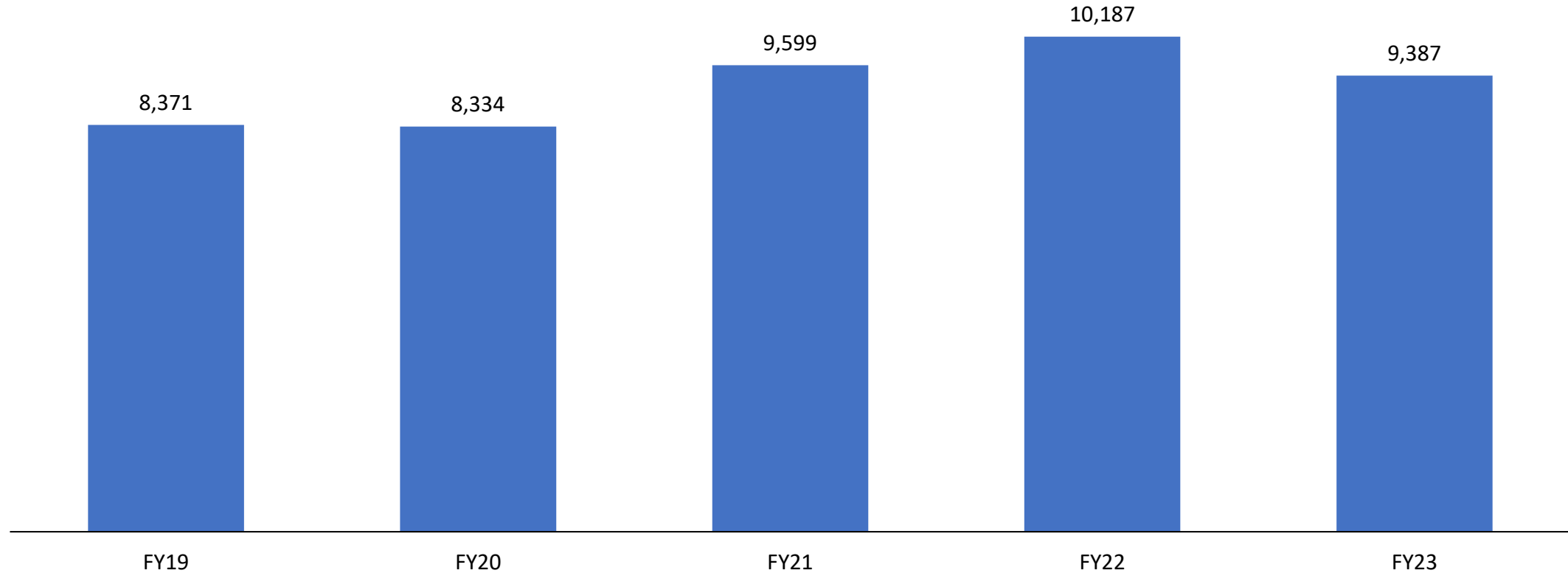


Present Capex will enable us to achieve a Turnover of Rs. 8,000-10,000 crores

Strengthening of in-house execution team



No. of Employees



Strengthening of In-house execution team with induction of engineers with strong technical knowledge

Strong Credit Rating



Upgraded

- PNC Infratech Ltd.
 - ✓ Long term bank facilities at CARE AA+; Stable (Double A plus; Outlook: Stable)
 - ✓ Reaffirmed Short term bank facilities at CARE A1+ (A One plus)
- PNC Khajuraho Highways Pvt. Ltd.
 - ✓ Long term bank facilities at CARE AA; Stable (Double A; Outlook: Stable)
- PNC Bundelkhand Highways Pvt. Ltd.
 - ✓ Long term bank facilities at CARE AA+; Stable (Double A; Outlook: Stable)
- PNC Raebareli Highways Private Limited.
 - ✓ Long term bank facilities (Senior debt) at CARE AA+; Stable (Double A plus; Outlook: Stable).
- PNC Kanpur Highways Limited
 - ✓ Long term bank facilities at CARE AA-; Stable (Double A Minus; Outlook: Stable)
- PNC Chitradurga Highways Pvt. Ltd.
 - ✓ Long term bank facilities at CARE AA; Stable (Double A; Outlook: Stable)
- PNC Aligarh Highways Pvt. Ltd.
 - ✓ Long term bank facilities at CARE AA+; Stable (Double A plus; Outlook: Stable)

Assigned

- PNC Meerut Haridwar Highways Pvt. Ltd.
 - ✓ CARE A; Stable (Single A; Outlook: Stable) on long term bank facilities

Reaffirmed

- PNC Rajasthan Highways Private Limited
 - ✓ Non Convertible Debentures at CARE AAA; Stable (Triple A; Outlook: Stable)
- MP Highways Private Limited.
 - ✓ Long term bank facilities at CARE A; Stable (Single A; Outlook: Stable)
- PNC Bithur Kanpur Highways Private Limited.
 - ✓ Long term bank facilities at CARE A; Stable (Single A; Outlook: Stable)
- PNC Gomti Highways Private Limited.
 - ✓ Long term bank facilities at CARE A; Stable (Single A; Outlook: Stable)
- PNC Bareilly Nainital Highways Private Limited
 - ✓ Long term bank facilities at CARE BBB+; Stable (Triple B Plus; Outlook: Stable)
- PNC Triveni Sangam Highways Pvt. Ltd.
 - ✓ CARE A-; Stable (Single A Minus; Outlook: Stable) on long term bank facilities
- PNC Challakere (Karnataka) Highways Pvt. Ltd.
 - ✓ Long term bank facilities at CARE A; Stable (Single A; Outlook: Stable)
- PNC Unnao Highways Pvt. Ltd.
 - ✓ CARE A; Stable (Single A; Outlook: Stable) on long term bank facilities

Experienced Promoters



Mr. Pradeep Kumar Jain

Chairman & Managing Director

- Over 40 years of experience in the construction, infrastructure sector and allied areas
- Responsible for overall administration and supervision of projects and liaison with agencies



Mr. Naveen Kumar Jain

Promoter

- Over 31 years of experience in industries such as construction, cold storage, transportation, machineries and transport organization



Mr. Chakresh Kumar Jain

Managing Director

- Over 30 years of experience in development of infrastructure sector, such as construction of highways, airports, rail over-bridges among others
- Responsible for overall finance, project management & administration



Mr. Yogesh Kumar Jain

Managing Director

- Over 25 years of experience in planning, execution, supervision of work starting from pre-qualification and tendering up to completion and handing over of sites
- Responsible for technical supervision of projects up to completion stage of such projects

Board of Directors



Mr. Pradeep Kumar Jain
Chairman & Managing Director



Mr. Chakresh Kumar Jain
Managing Director



Mr. Yogesh Kumar Jain
Managing Director



Mr. Anil Kumar Rao
Whole-time Director



Mr. Talluri Raghupati Rao
Wholetime Director



Mr. Krishan Kumar Jalan (IAS)
Independent Director



Mr. Gauri Shankar
Independent Director



Mr. Subhash Chander Kalia
Independent Director



Mr. Ashok Kumar Gupta
Independent Director



Ms. Deepika Mittal
Independent Director

Clientele



State Water & Sanitation Mission
NAMAMI GANGE AND RURAL WATER SUPPLY DEPARTMENT
Government of Uttar Pradesh



Uttar Pradesh Power Corporation Limited





Diversification

- Leveraging Strong Project Execution track record to diversify into new functional areas of infrastructure development
- Expand presence in development of industrial areas and dedicated freight corridor projects
- Diversify into waste management, water-related infrastructure projects such as river-connecting



Strong Relationships

- Maintaining Strategic Alliances with companies whose Resources, Skills & Strategies for synergy
- Enters in project-specific JVs or sub-contracting relationships



Competitiveness

- Improve performance and competitiveness of existing business through investments in technology, equipment and skilled manpower
- Investments in modern equipment will ensure cost effective execution



Focused Approach

- Continue to focus on our Core EPC Strength & Regional Expertise
- Increase presence in BOT, OMT & HAM projects by leveraging our technical and financial credentials developed through our focus on core EPC projects



For further information, please contact:

Company :

PNC Infratech Ltd
CIN: L45201DL1999PLC195937

Mr. D. K. Maheshwari
Vice President - Finance

dkm@pncinfratech.com

www.pncinfratech.com

Investor Relations Advisors :

Strategic Growth Advisors Pvt. Ltd.
CIN: U74140MH2010PTC204285

Mr. Jigar Kavaiya
COO – IR Practice
+91-9920602034

jigar.kavaiya@sgapl.net

www.sgapl.net